SAK-Series

SAK-Series

SAK-Series TS 35

SAK-Series TS 32

SAK-Series combination foot TS 35 + TS 32

SAK-Series for special applications

AKZ-Series TS 15

Multi-pole terminal strips

KLBÜ shielded connection

Busbars / Terminal rails

Accessories

Tools and ferrules

Marking systems

Appendix

Technical appendix

Index

Search according to type or order number, Addresses worldwide

“SAK – A real classic that became synonymous with connection technology”

Or
“Once upon a time there was a company called Weidmüller that created the best terminals in the world using plastic and metal”.

Weidmüller has an interesting story to tell about SAK terminals. SAK (German abbreviation for „side-by-side mountable terminals“) is the designation for a terminal that has proven itself on the market for more than 55 years. Using the side-by-side mounting principal, electrical terminals made of plastic replaced breakable porcelain constructions in switchgear cabinets.
One could as a result say: „SAK was the first family of terminals in the world that helped the electrical industry make a technological breakthrough”.
Further developments of the terminals and passive connection technology form the Weidmüller group‘s traditional core business.

SAK wire connections – synonymous with reliable connections and product variety.
This long-term experience in the market enabled many improvements to be made. Nobody can claim that any other terminal on this earth has had as much know-how put into it as the SAK.

A great deal of know-how has been put into the inconspicuous insulating body with „clamping function” for electrical wires. This is because terminals have to withstand all kinds of unfavourable conditions. The connections system is chosen according to the respective application.

When looked at more closely, the demands made of an allegedly trivial component such as a terminal are considerable. Appropriately, the EN 60 947-7-1 defines terminals and cable connectors as equipment for connecting and joining electrical wires. Terminals can be mounted side-by-side or staggered, have two or several, independently functioning connection points, and are insulated both from one another and their mountings. They are mounted, for example, onto mounting rails.

As well as joining the wiring, terminals are also equipped with further functions:
when fitted with markers, terminals make it possible to clearly arrange „electrical installations”. Moreover, they create a defined connection point that can be extended as required. From this point, the wiring is routed to individual devices in the switchgear cabinet or from the switchgear cabinet to the devices. Terminal blocks increase serviceability, because electrical measurements can be carried out on them, targeted circuits can be opened or protected with appropriate protective elements.

Furthermore, cross-connections can be used to distribute potentials.

A clamping yoke system is used for securing the wiring in SAK terminals (see figure 1). The tension clamp system optimally combines the specific features of steel and copper. This system has proven itself millions of times over in electrical installations: in rough and aggressive industrial atmospheres, in power stations, ships and railway vehicles as well as in building automation.

The clamping yoke and the terminal screw used in Weidmüller’s clamping yoke system are made from case-hardened steel. The clamping yoke unit with a highstrength terminal screw produces the required contact force and presses the conductor against the busbar, which is made either of copper or high-quality brass. The latter being tin coated.

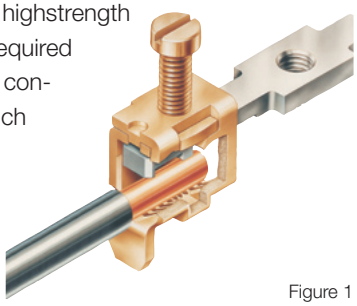

Figure 1

High contact forces with the patented connection system

This ensures a „close fitting" and permanent contact with a low contact resistance. A gas-tight, vibration-resistant connection is created between the conductor and the busbar.

Because even a very good electrically conducting material is only as good as the contact force applied. Weidmüller's patented connection system guarantees high contact forces. This means that it is predestined for use in corrosion-promoting environments; in addition, it is maintenance free. A further aspect is mounting and maintenance on an international scale, made possible by the world-renowned screw connection. One decisive factor for a perfect terminal is the insulating material.

In order to meet the demands placed on terminals, it is necessary to use different insulating materials that are tailor-made for the application – thermoplastic or thermosetting plastic. All insulating materials used by Weidmüller are free from noxious substances and contain no paint pigments based on cadmium. The SAK family especially offers the option of specifically coordinating the terminals with material requirements in mind. In this case, Weidmüller offers the same construction with different insulation materials.

Plastics for terminals – thermoplastics and thermosetting plastics

Thermal plastics are a polyamide (PA), and are one of the most frequently used technical plastics. The advantage of this material is its good electrical and mechanical characteristics, its flexibility and its lack of fracture susceptibility. In addition, this material offers good fire resistance due to its chemical structure without the need for added flameproofing substances. Engineers speak of a so-called „inherent flame protection". The continuous operating temperature of the SAK range is 100 °C, and at the same time offering V2 fire resistance according to UL 94.

Thermosetting plastics possess high dimensional stability, absorb a negligible amount of water, have a very high tracking resistance and excellent fire resistance. The continuous operating temperature is higher in comparison with that of thermoplastics. With increased thermal load, the dimensional stability of thermosetting plastics is better than that of thermoplastics. Their disadvantage: Thermosetting plastics have less flexibility in comparison with thermoplastics.

A further advantage of the SAK family is the large choice of different locking mechanisms. Its mounting rail designs (MR) offer the user the highest possible degree of convenience: TS 35 and TS 32 as well as a combi foot.

Technical background to the screw connection

A spring element forms the basis for Weidmüller's clamping yoke. Turning the terminal screw expands the upper flank of thread slightly, and in so doing locks itself in position. This construction efficiently compensates all expansions in the diameter of the wire (temperature fluctuations).

This has the following advantages:
of course the terminals age when in use; nevertheless, the terminal point does not yield. Consequently, it is not necessary to retighten the terminal screw at a later date nor does the wire become loose: it is resistant to vibration.

The voltage drop remains consistently low.
Weidmüller's technology is completely maintenance free.

Separating the electrical and mechanical functions means that we use steel for a high contact force, and the good electrical conducting properties of copper for a low voltage drop.

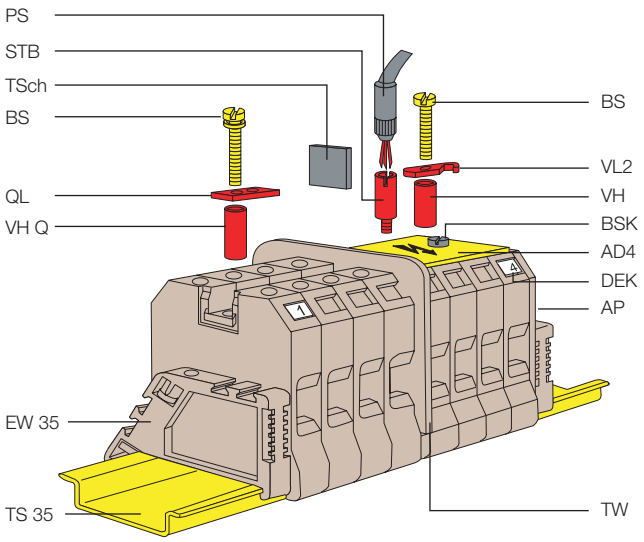

Legend

PS	Test plug
STB	Test socket screw
TSch	Small partition
BS	Fixing srew
QL	Cross-connection link
VH Q	Connection sleeve
EW 35	End brackets
TS 35	Mounting rail
VL	Connection link
BSK	Fixing srew
AD 4	Cover
DEK	Markers
AP	End plate
TW	Partition

The construction of the clamping yoke has been designed in such a manner to ensure that the connection between the wire and the busbar is gas-tight. The surface of the connection must make up at least 75 % of the surface as a whole. Electricity is conducted with 100 % efficiency at these points, because increased resistances due to soiling of the connection points do not arise. The SAK family is designed for wire cross-sections from 0.08 mm^2 to 240 mm^2.

A rundown on the SAK:

- PA 6.6, KrG
  Two different materials that can be used, depending on the application, at 100 °C or 130 °C.
- Three different types of clip-on foot for mounting rail designs 32, 35 or a combination of both.
- Maintenance free and vibration-resistant There is no need to check the terminal point, because the patented clamping yoke construction ensures that the screws remain captive in the terminal.

Separating the tasks completed by the components offers the following advantages:

- Low voltage drop and gas-tight enclosed (electrical components).
  Perfect busbars in combination with a special surface treatment in conjunction with a high interference-fit at the terminal point.
- High contact forces, not reliant on the cross-section (mechanical components).
  The clamping yoke is made of casehardened steel that, due to its design, can compensate any dimensional instability of the electrical wire.

SAK-Series

The advantages of all SAK modular terminals:

- Separation of electrical and mechanical functions:
  – steel clamping yoke for the mechanical function
  – copper busbar for the electrical function
- Maintenance-free and vibration-proof screw connection
- Low voltage drop and gas-tight contact point
- High contact forces, not reliant on the cross-section
- Three different clip-on foot designs available
- Various insulation materials
- Large selection of special terminals with diverse connection systems
- Large range of accessories available



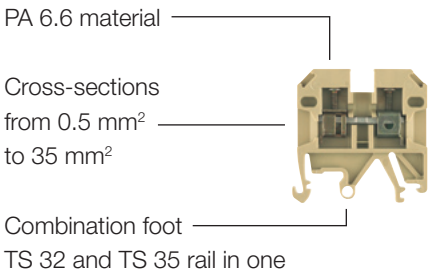



Product range

Clamp type	Rated cross-section 2.5 mm²	4 mm²	6 mm²	10 mm²	16 mm²	35 mm²	Flat blade connection	Push-on connection	Spring connection	Solder connection
Modular feed-through terminals										
PA 6.6 / TS 32	•	•	•	•	•	•		•	•	•
KRG / TS 32	•	•	•	•	•	•	•	•	•	•
PA 6.6 / TS 35	•	•	•	•	•	•		•	•	•
KRG / TS 35	•	•	•	•	•	•	•			
PA 6.6 / comb. foot	•	•	•	•	•	•				
PA 6.6 / TS 15	•	•						•		•
Modular 2-tier terminals		•								
Modular PE terminals										
PA 6.6 / TS 32	•	•		•	•	•				
PA 6.6 / TS 35	•	•	•	•	•	•				
PA 6.6 / TS 15	•	•								
Modular fuse terminals										
PA 6.6 / TS 32				•						
PA 6.6 / TS 35				•						
KrG / TS 32				•	•					
KrG / TS 35				•	•					
PA 6.6 / TS 15		•								
PA 6.6 / comb. foot		•								
Modular 2-tier fuse terminals										
PA 6.6 / TS 32		•								
PA 6.6 / TS 35		•								
PA 6.6 / comb. foot		•								
Modular disconnect terminals										
TS 35		•		•						
PA 6.6 / TS 15		•								
Modular 2-tier disconnect terminals		•						•		
Modular ceramic terminals		•		•						

SAK-Series TS 35

SAK-Series TS 35

Feed-through modular terminals
TS 35 / PA A.2
TS 35 / KrG A.7

Terminals with spring-loaded cable clamps
TS 35 / PA A.11

Two-tier modular terminals
TS 35 / PA A.12

Modular PE terminals
TS 35 / PA A.14

Disconnect terminals
TS 35 / PA A.18
TS 35 / KrG A.20

Fuse terminals
TS 35 / PA A.22
TS 35 / KrG A.24
Fuse inserts and gauge rings for Weidmüller fuse terminals A.28

Installation terminals
TS 35 / PA A.30

Test-disconnect terminals
TS 35 / KrG A.32

Terminals for temperature measuring circuits
TS 35 / PA A.34

Terminals with screw-less connections
With tab connection TS 35 / PA A.36
With solder connection TS 35 / PA A.40

Special terminals – SAKG
TS 35 / KrG A.42

Stud Terminal – KST
TS 35 / PA A.48

Terminals with electronic components
TS 35 / PA A.50

Earth conductor isolating terminals A.57

Feed-through modular terminals

TS 35 / PA

In hazardous area applications, the installation instructions and the rated data specifications for accessories given in the technical appendix must be followed.

Width/Length/height with TS35x7.5	mm
max. current / max. cond. cross-section	A/mm²
Max. clamping range	mm²

SAKD 2.5/35 — 2.5 mm²



5 x 44 x 38
30 / 4
0.33...4

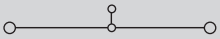

Technical data

IEC 60947-7-1

Rated data	IEC	UL	CSA
Rated voltage V	500	300	300
Rated current A	24	20	20
Rated cross-section mm²	2.5	AWG 22...12	AWG 22...12
Rated impulse voltage / Pollution severity kV/-		6 / 3	
Gauge to IEC 60947-1 / UL94 Flammability class		A2 / V2	
Approvals			

Clamped conductors (H05V/H07V)	Rated connection
solid / stranded mm²	0.5...4 / 0.5...4
flexible / Stranded wire with end ferrules mm²	0.5...4 / 0.5...2.5
Tightening torque range (clamping screw)	0.4...0.6 Nm (M 2.5)
Stripping length / Blade size mm/-	10 / 0.6 x 3.5 mm
2 conductors with same cross-section (H05V/H07V)	
solid / stranded mm²	0.5...0.75
flexible / Stranded wire with end ferrules mm²	0.5...0.75 / 0.5...0.75

Note

With twin ferrules ZH 0.5 to ZH 1.5, rated voltage is 690 V.

Ordering data

Version	Type	Qty.	Order No.
beige	SAKD 2.5/35	100	**0268860000**
Blue	SAKD 2.5/35 BL	100	**0268880000**

Note

Accessories

	Type	current	Qty.	Order No.
Screwable cross-connection				
2-pole	Q 2 SAKD2.5N	24 A	50	**0367800000**
3-pole	Q 3 SAKD2.5N	24 A	50	**0367900000**
4-pole	Q 4 SAKD2.5N	24 A	50	**0368000000**
10-pole	Q 10 SAKD2.5N	24 A	20	**0368100000**
Connecting sleeve				
Mounting screw				
Lock washer				
Switchable link				
Switchable link				
Connecting sleeve				
Mounting screw				
Testing / Checking		Width		
Test plug	PS 2.3 RT	5.4 mm	20	**0180400000**
Socket	STB 8.5/D4/2.3/M2.5 AKZ		50	**0215700000**
End plate / Partition plate				
beige	AP SAKD2.5N	1.5 mm	20	**0150960000**
Blue	AP SAKD2.5N BL	1.5 mm	20	**0150980000**
beige	TW SAKD2.5N	1.5 mm	20	**0191860000**
Blue	TW SAKD2.5N BL	1.5 mm	20	**0191880000**
Small partition				
Small partition	TSCH 3 SAKD2.5 N	5 mm	100	**0366860000**
Cover / warning label				
Cover / warning label				
Mounting screw (plastic)				
Marking systems (see assortment in catalogue 7)				
Marking tags	DEK 5/5 / SCHT 7			

For detailed information on other accessories and applications, refer to the „Accessories“ section

SAK 2.5 — 2.5 mm²



6.1 x 44.5 x 40
41 / 6
0.13...6

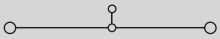

Technical data

IEC 60947-7-1 — Ex e II II 2 G D

Rated data	IEC	UL	CSA	EN 60079-7
Rated voltage V	800	600	600	550
Rated current A	24	20	25	21
Rated cross-section mm²	2.5	AWG 22...12	AWG 26...10	2.5
Rated impulse voltage / Pollution severity kV/-		8 / 3		
Gauge to IEC 60947-1 / UL94 Flammability class		A3 / V2		
Approvals				KEMA 97ATEX1798 U

Clamped conductors (H05V/H07V)	Rated connection
solid / stranded mm²	0.5...6 / 0.5...4
flexible / Stranded wire with end ferrules mm²	0.5...4 / 0.5...4
Tightening torque range (clamping screw)	0.4...0.6 Nm (M 2.5)
Stripping length / Blade size mm/-	10 / 0.6 x 3.5 mm

With twin ferrules ZH 0.5 to ZH 1.5, rated voltage is 690 V.

Ordering data

Type	Qty.	Order No.
SAK 2.5/35	100	**0380460000**
SAK 2.5/35 BL	100	**0380480000**

Accessories

Type	current	Qty.	Order No.
Q 2 SAK2.5	41 A	50	**0337000000**
Q 3 SAK2.5	41 A	50	**0337100000**
Q 4 SAK2.5	41 A	50	**0337200000**
Q 10 SAK2.5	41 A	20	**0368700000**
Width			
PS 2.3 RT	5.4 mm	20	**0180400000**
STB 8.5/5/2.3/M3 SAK2.5		50	**0280600000**
AP SAK2.5	1.5 mm	20	**0279560000**
AP SAK2.5 BL	1.5 mm	20	**0279580000**
TW SAK2.5	2.5 mm	20	**0302860000**
TW SAK2.5 BL	1.5 mm	20	**0302880000**
TSCH 1	2 mm	100	**0319160000**
AD 3 SAK2.5		50	**0297900000**
BFSC M3X22 PA/RT		100	**0128900000**
DEK 5/6 / SCHT 7			

SAK 4 — 4 mm²



6.5 x 45 x 44
41 / 6
0.13...6

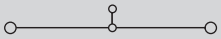

IEC 60947-7-1 — Ex e II — II 2 G D

IEC	UL	CSA	EN 60079-7
800	600	600	550
32	30	36	28
4	AWG 22...12	AWG 26...10	4
8 / 3			
A4 / V2			

KEMA 97ATEX1798 U

Rated connection
0.5...6 / 0.5...4
0.5...4 / 0.5...4
0.5...1.0 Nm (M 3)
12 / 0.6 x 3.5 mm
1.5...1.5
0.5...1.5

With twin ferrules ZH 0.5 to ZH 2.5, rated voltage is 690 V.

Type	Qty.	Order No.
SAK 4/35	100	**0443660000**
SAK 4/35 BL	100	**0443680000**

Type	current	Qty.	Order No.
Q 2 SAK4	41 A	50	**0336700000**
Q 3 SAK4	41 A	50	**0336800000**
Q 4 SAK4	41 A	50	**0336900000**
Q 10 SAK4	41 A	20	**0368800000**
VL 2 SAK4	32 A	50	**0197000000**
VH 19/5/3.5 SAK4-16		50	**0285100000**
BFSC M3X25		100	**0292500000**
	Width		
PS 4 F.STB 4	7.6 mm	20	**0299600000**
STB 14/D5/2.3/M3 SAK2.5		50	**0168600000**
AP SAK4-10	1.5 mm	20	**0117960000**
AP SAK4-10 BL	1.5 mm	20	**0117980000**
TW 4 SAK4-10	1.5 mm	20	**0130160000**
TW 4 SAK4-10 BL	1.5 mm	20	**0130180000**
TSCH 1	2 mm	100	**0319160000**
AD 4 SAK4		50	**0285300000**
BFSC M3X22 PA/RT		100	**0128900000**

DEK 5/6,5 / SCHT 7

SAK 6 — 6 mm²



8 x 45 x 44
57 / 10
0.33...10

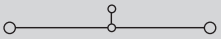

IEC 60947-7-1 — Ex e II — II 2 G D

IEC	UL	CSA	EN 60079-7
800	600	600	550
41	40	47	36
6	AWG 22...8	AWG 20...8	6
8 / 3			
A5 / V2			

KEMA 97ATEX1798 U

Rated connection
0.5...10 / 0.5...6
0.5...10 / 0.5...6
0.8...1.6 Nm (M 3.5)
12 / 4.0 x 0.8 mm

For AWG 8-7 and AWG 8-19, tightening torque is 1.21.4 Nm

Type	Qty.	Order No.
SAK 6/35 PA	100	**0380560000**
SAK 6/35 PA/BL	100	**0380580000**

With AWG 6 and H07V-R10 conductors, an increased MD torque of 1.4 to1.6 Nm should be used.

Type	current	Qty.	Order No.
Q 2 SAK6N	32 A	50	**0456700000**
Q 3 SAK6N	57 A	50	**0456800000**
Q 4 SAK6N	57 A	50	**0456900000**
Q 10 SAK6N	32 A	20	**0457000000**
VL 2 SAK6N/SAKT	32 A	50	**0194700000**
VH 19/5/3.5 SAK4-16		50	**0285100000**
BFSC M3X25		100	**0292500000**
	Width		
PS 4 F.STB 4	7.6 mm	20	**0299600000**
STB 14/D6/4/M3 SAK10		50	**0169900000**
AP SAK4-10	1.5 mm	20	**0117960000**
AP SAK4-10 BL	1.5 mm	20	**0117980000**
TW 4 SAK4-10	1.5 mm	20	**0130160000**
TW 4 SAK4-10 BL	1.5 mm	20	**0130180000**
TSCH 1	2 mm	100	**0319160000**
AD 4 SAK6N		50	**0196600000**
BFSC M3X22 PA/RT		100	**0128900000**

DEK 5/8 / SCHT 7

When used with twin ferrules ZH 0.5 - ZH 4, the rated voltage is 690 V.

SAK 10 — 10 mm²



10 x 45 x 51.5
76 / 16
1.5...16

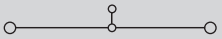

IEC 60947-7-1 — Ex e II — II 2 G D

IEC	UL	CSA	EN 60079-7
800	600	600	550
57	60	65	50
10	AWG 14...6	AWG 16...6	10
8 / 3			
B6 / V2			

KEMA 97ATEX1798 U

Rated connection
1.5...10 / 1.5...16
1.5...16 / 1.5...10
2.0...4.0 Nm (M 4)
12 / 1.0 x 5.5 mm

When used with twin ferrules ZH 0.5 - ZH 4, the rated voltage is 690 V.

Type	Qty.	Order No.
SAK 10/35	100	**0443760000**
SAK 10/35 BL	100	**0443780000**

A higher torque of 2 to 2.4 Nm is necessary when using H07V-R16 and AWG 6 conductors.

Type	current	Qty.	Order No.
Q 2 SAK10	57 A	50	**0457100000**
Q 3 SAK10	57 A	50	**0457200000**
Q 4 SAK10	57 A	50	**0457300000**
Q 10 SAK10	57 A	20	**0457400000**
VL 2 SAK6/10/SAKB	32 A	50	**0135900000**
VH 19/5/3.5 SAK4-16		50	**0285100000**
BFSC M3X25		100	**0292500000**
	Width		
PS 4 F.STB 4	7.6 mm	20	**0299600000**
STB 14/D6/4/M3 SAK10		50	**0169900000**
AP SAK4-10	1.5 mm	20	**0117960000**
AP SAK4-10 BL	1.5 mm	20	**0117980000**
TW 4 SAK4-10	1.5 mm	20	**0130160000**
TW 4 SAK4-10 BL	1.5 mm	20	**0130180000**
TSCH 1	2 mm	100	**0319160000**
AD 4 SAK10		50	**0178600000**
BFSC M3X22 PA/RT		100	**0128900000**

DEK 5/5

TS 35 / PA

SAK 16 — 16 mm²



SAK 35/35 — 35 mm²



In hazardous area applications, the installation instructions and the rated data specifications for accessories given in the technical appendix must be followed.

Width/Length/height with TS35x7.5	mm
max. current / max. cond. cross-section	A/mm²
Max. clamping range	mm²

SAK 16	SAK 35/35
12 x 50 x 57.5	18 x 58 x 60
76 / 16	**150 / 50**
2.5...16	**2.5...50**

Technical data

Rated data	SAK 16	SAK 35/35
Rated voltage	1000	1000
Rated current	76	125
Rated cross-section	16	35
Rated impulse voltage / Pollution severity	8 / 3	8 / 3
Gauge to IEC 60947-1 / UL94 Flammability class	B6 / V2	B8 / V2
Approvals	KEMA 97ATEX1798 U	KEMA 97ATEX1798 U
Clamped conductors (H05V/H07V)		
solid / stranded	2.5...16 / 4...16	2.5...50
flexible / Stranded wire with end ferrules	4...16 / 4...16	2.5...35 / 2.5...35
Tightening torque range (clamping screw)	2.0...4.0 Nm (M 4)	4.0...5.0 Nm (M 6)
Stripping length / Blade size	15 / 1.0 x 5.5 mm	18 / 6.5 x 1.2 mm
2 conductors with same cross-section (H05V/H07V)		
solid / stranded		2.5...10 / 10...16
flexible / Stranded wire with end ferrules		2.5...16 / 2.5...16

IEC 60947-1	SAK 16	SAK 35/35
	Ex e II Ex II 2 G D	Ex e II Ex II 2 G D
IEC	1000	1000
UL	600	600
CSA	600	600
EN 60079-7	690	550
	76	125
	80	105
	87	145
	66	109
	16	35
	AWG 12...4	AWG 12...2
	AWG 14...6	AWG 12...2
	16	35

Note	SAK 16	SAK 35/35
	Twin wire end ferrules ZH 2.5 - ZH 16 can be used.	The tightening torque is 4.5 Nm for 16 - 50 mm² and AWG 6 - 2/7 stranded conductors. Twin wire end ferrules ZH 2.5 - ZH 16 can be used.

Ordering data

Version	Type	Qty.	Order No.
beige	SAK 16/35 PA	50	**0380660000**
Blue	SAK 16/35 PA/BL	50	**0380680000**

Note	SAK 16	SAK 35/35
	If QIs are aligned side by side, then a TW/AP must be used.	It is possible to use twin ferrules with identical rated voltages (LAB 13090).

Accessories

Screwable cross-connection	Type	current	Qty.	Order No.
2-pole	Q 2 SAK16	76 A	50	**0457500000**
3-pole	Q 3 SAK16	76 A	50	**0457600000**
4-pole	Q 4 SAK16	76 A	50	**0457700000**
10-pole	Q 10 SAK16	76 A	20	**0457800000**
Connecting sleeve				
Mounting screw				
Lock washer				
Switchable link				
Switchable link	VL 2 SAK16/SAKA	57 A	50	**0135800000**
Connecting sleeve	VH 19/5/3.5 SAK4-16		50	**0285100000**
Mounting screw	BFSC M3X25		100	**0292500000**
Testing / Checking		**Width**		
Test plug	PS 4 F.STB 4	7.6 mm	20	**0299600000**
Socket	STB 14/D6/4/M3 SAK10		50	**0169900000**
End plate / Partition plate				
beige	AP SAK16	1.5 mm	20	**0271160000**
Blue	AP SAK16 BL	1.5 mm	20	**0271180000**
beige				
Blue				
Small partition				
Small partition	TSCH 1	2 mm	100	**0319160000**
Cover / warning label				
Cover / warning label	AD 4 SAK16		50	**0518200000**
Mounting screw (plastic)	BFSC M3X22 PA/RT		100	**0128900000**

Screwable cross-connection	Type	current	Qty.	Order No.
2-pole	QL 2 SAK35	110 A	20	**0123600000**
3-pole	QL 3 SAK35	110 A	20	**0123700000**
4-pole	QL 4 SAK35	110 A	20	**0123800000**
10-pole	QL 10 SAK35	110 A	20	**0338600000**
Connecting sleeve	VH 17/8/5 SAK35		50	**0267000000**
Mounting screw	BFSC M4X30		50	**0267100000**
Lock washer	SS M4 D 128-A 4		100	**0136400000**
Switchable link				
Switchable link	VL 2 SAK35		50	**0124000000**
Connecting sleeve	VH 24.5/8/5 SAK35		50	**0298700000**
Mounting screw	BFSC M4X35		50	**0298900000**
Testing / Checking		**Width**		
Test plug	PS 4 F.STB 4	7.6 mm	20	**0299600000**
Socket	STB 16/D7/4/M4 SAK35		50	**0140200000**
End plate / Partition plate				
beige	AP SAK35/TW SAK16	1.5 mm	10	**0303660000**
Blue	AP SAK35/TW SAK16 BL	1.5 mm	10	**0303680000**
beige	TW SAK35	1.5 mm	20	**0304360000**
Blue				
Small partition				
Small partition				
Cover / warning label				
Cover / warning label	AD 4 SAK35		50	**0178700000**
Mounting screw (plastic)	BFSC M4X32 PA/RT		100	**0129100000**

Marking systems (see assortment in catalogue 7)	SAK 16	SAK 35/35
Marking tags	DEK 5/5	DEK 5/5 / SCHT 7
		If QIs are aligned side by side, then a TW/AP must be used.

For detailed information on other accessories and applications, refer to the „Accessories“ section

SAK 35/35/IK — 35 mm²

Hexagon socket head screw



18 x 58 x 60
150 / 50
2.5...50

IEC 60947-7-1 — Ex e II — II 2 G D

IEC	UL	CSA	EN 60079-7
1000	600	600	550
125	105	145	109
35	AWG 12...2	AWG 12...2	35
	8 / 3		
	B8 / V2		

KEMA 97ATEX1798 U

Rated connection
2.5...16 / 4...50
2.5...35 / 2.5...35
4.0...6.0 Nm (M 6)
18 / S4 (DIN 6911)
2.5...10 / 10...16
2.5...16 / 2.5...16

The tightening torque is 4.5 Nm for 16 - 50 mm² and AWG 6 - 2/7 stranded conductors. Twin wire end ferrules ZH 2.5 - ZH 16 can be used.

Type	Qty.	Order No.
SAK 35/35/IK	20	**0582460000**

It is possible to use twin ferrules with identical rated voltages (LAB 13090).

Type	current	Qty.	Order No.
QL 2 SAK35	99 A	20	**0123600000**
QL 3 SAK35	99 A	20	**0123700000**
QL 4 SAK35	99 A	20	**0123800000**
QL 10 SAK35	99 A	20	**0338600000**
VH 17/8/5 SAK35		50	**0267000000**
BFSC M4X30		50	**0267100000**
SS M4 D 128-A 4		100	**0136400000**
VL 2 SAK35	119 A	50	**0124000000**
VH 24.5/8/5 SAK35		50	**0298700000**
BFSC M4X35		50	**0298900000**
	Width		
PS 4 F.STB 4	7.6 mm	20	**0299600000**
STB 16/D7/4/M4 SAK35		50	**0140200000**
AP SAK35/TW SAK16	1.5 mm	10	**0303660000**
AP SAK35/TW SAK16 BL	1.5 mm	10	**0303680000**
TW SAK35	1.5 mm	20	**0304360000**
AD 4 SAK35		50	**0178700000**
BFSC M4X32 PA/RT		100	**0129100000**

DEK 5/5

If QIs are aligned side by side, then a TW/AP must be used.

SAK 35N/35 — 35 mm²



16 x 58 x 60
150 / 50
2.5...50

IEC 60947-7-1

IEC	UL	CSA
1000	600	600
125	105	120
35	AWG 12...2	AWG 12...2
	8 / 3	
	B8 / V2	

Rated connection
2.5...16 / 4...50
2.5...35 / 1.5...35
4.0...5.0 Nm (M 6)
18 / 6.5 x 1.2 mm
2.5...10 / 10...16
2.5...16 / 2.5...16

The tightening torque is 4.5 Nm for 16 - 50 mm² and AWG 6 - 2/7 stranded conductors. Twin wire end ferrules ZH 2.5 - ZH 16 can be used.

Type	Qty.	Order No.
SAK 35N/35	20	**0608260000**

It is possible to use twin ferrules with identical rated voltages (LAB 13090).

Type	current	Qty.	Order No.
QL 2 SAK35N	110 A	50	**0564900000**
QL 3 SAK35N	110 A	50	**0565000000**
QL 4 SAK35N	110 A	50	**0565100000**
QL 10 SAK35N	110 A	20	**0565200000**
VH 17/8/5 SAK35		50	**0267000000**
BFSC M4X30		50	**0267100000**
SS M4 D 128-A 4		100	**0136400000**
	Width		
PS 4 F.STB 4	7.6 mm	20	**0299600000**
STB 16/D7/4/M4 SAK35		50	**0140200000**
AP SAK35/TW SAK16	1.5 mm	10	**0303660000**
AP SAK35/TW SAK16 BL	1.5 mm	10	**0303680000**
TW SAK35	1.5 mm	20	**0304360000**
AD 4 SAK35N		50	**0576700000**
BFSC M4X32 PA/RT		100	**0129100000**

DEK 5/5

If QIs are aligned side by side, then a TW/AP must be used.

SAK 35N/35/IK — 35 mm²

Hexagon socket head screw



16 x 58 x 60
150 / 50
2.5...50

IEC 60947-7-1

IEC	UL	CSA
1000	600	600
125	105	120
35	AWG 12...2	AWG 12...2
	8 / 3	
	B8 / V2	

Rated connection
2.5...16 / 4...50
2.5...35 / 1.5...35
4.0...6.0 Nm (M 6)
18 / S4 (DIN 6911)
2.5...10 / 10...16
2.5...16 / 2.5...16

The tightening torque is 4.5 Nm for 16 - 50 mm² and AWG 6 - 2/7 stranded conductors. Twin wire end ferrules ZH 2.5 - ZH 16 can be used.

Type	Qty.	Order No.
SAK 35N/35/IK	20	**0608360000**

It is possible to use twin ferrules with identical rated voltages (LAB 13090).

Type	current	Qty.	Order No.
QL 2 SAK35N	99 A	50	**0564900000**
QL 3 SAK35N	99 A	50	**0565000000**
QL 4 SAK35N	99 A	50	**0565100000**
QL 10 SAK35N	99 A	20	**0565200000**
VH 17/8/5 SAK35		50	**0267000000**
BFSC M4X30		50	**0267100000**
SS M4 D 128-A 4		100	**0136400000**
	Width		
PS 4 F.STB 4	7.6 mm	20	**0299600000**
STB 16/D7/4/M4 SAK35		50	**0140200000**
AP SAK35/TW SAK16	1.5 mm	10	**0303660000**
AP SAK35/TW SAK16 BL	1.5 mm	10	**0303680000**
TW SAK35	1.5 mm	20	**0304360000**
AD 4 SAK35N		50	**0576700000**
BFSC M4X32 PA/RT		100	**0129100000**

DEK 5/5

If QIs are aligned side by side, then a TW/AP must be used.

Feed-through modular terminals

TS 35 / PA

SAK 70/35 — 70 mm²



In hazardous area applications, the installation instructions and the rated data specifications for accessories given in the technical appendix must be followed.

Width/Length/height with TS35x7.5	mm
max. current / max. cond. cross-section	A/mm²
Max. clamping range	mm²

22 x 75 x 87
192 / 70
16...70

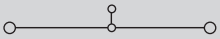

Technical data

Rated data	
Rated voltage	V
Rated current	A
Rated cross-section	mm²
Rated impulse voltage / Pollution severity	kV/-
Gauge to IEC 60947-1 / UL94 Flammability class	
Approvals	
Clamped conductors (H05V/H07V)	
solid / stranded	mm²
flexible / Stranded wire with end ferrules	mm²
Tightening torque range (clamping screw)	
Stripping length / Blade size	mm/-
2 conductors with same cross-section (H05V/H07V)	
solid / stranded	mm²
flexible / Stranded wire with end ferrules	mm²

IEC 60947-1

IEC	UL	CSA
1000	600	600
192	150	150
70	AWG 4...2/0	AWG 4...2/0
	8 / 3	
	B11 / V2	
Rated connection		
16...16 / 16...70		
16...70 / 16...35		
6.0...12 Nm (M 8)		
24 / S6 (DIN 6911)		

Note

Tightening torque for 70 mm² stranded = 12 Nm.

Ordering data

Version	**Type**	**Qty.**	**Order No.**
beige	SAK 70/35	10	**0139160000**
Blue			

Note

Accessories

Screwable cross-connection	**Type**	**current**	**Qty.**	**Order No.**
2-pole	QL 2 SAK70	192 A	20	**0345300000**
3-pole	QL 3 SAK70	192 A	5	**0167000000**
4-pole				
10-pole				
Connecting sleeve	VH 30.5/11/5.5 SAK70		20	**0345500000**
Mounting screw	BFSC M5X45		20	**0345600000**
Lock washer	SS M5 D 128-A 5		50	**0346100000**
Switchable link				
Switchable link				
Connecting sleeve				
Mounting screw				
Testing / Checking		**Width**		
Test plug	PS 4 F.STB 4	7.6 mm	20	**0299600000**
Socket	STB 16/D7/4/M5 SAK70		50	**0385400000**
End plate / Partition plate				
beige	AP SAK70/35	2 mm	10	**0340960000**
Blue				
beige				
Blue				
Small partition				
Small partition				
Cover / warning label				
Cover / warning label	AD 3 SAK70		10	**0344300000**
Mounting screw (plastic)	BFSC M5X45 PA/NA		50	**0344400000**
Marking systems (see assortment in catalogue 7)				
Marking tags	DEK 5/5			

For detailed information on other accessories and applications, refer to the „Accessories“ section

TS 35 / KrG

	SAK 2.5	SAK 4
	2.5 mm²	**4 mm²**





In hazardous area applications, the installation instructions and the rated data specifications for accessories given in the technical appendix must be followed.

Width/Length/height with TS35x7.5	mm	6.1 x 49.5 x 40	6.5 x 45 x 44
max. current / max. cond. cross-section	A/mm²	**32 / 6**	**41 / 6**
Max. clamping range	mm²	**0.13...6**	**0.13...6**

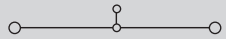

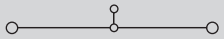

Technical data

		SAK 2.5	SAK 4
Rated data			
Rated voltage	V	IEC 60947-7-1 / Ex e II / II 2 G D	IEC 60947-7-1 / Ex e II / II 2 G D
Rated current	A		
Rated cross-section	mm²		
Rated impulse voltage / Pollution severity	kV/-		
Gauge to IEC 60947-1 / UL94 Flammability class			
Approvals		KEMA 97ATEX1798 U	KEMA 97ATEX1798 U
Clamped conductors (H05V/H07V)			
solid / stranded	mm²		
flexible / Stranded wire with end ferrules	mm²		
Tightening torque range (clamping screw)			
Stripping length / Blade size	mm/-		

IEC	UL	CSA	EN 60079-7
800	600	600	550
24	20	25	21
2.5	AWG 22...12	AWG 26...10	2.5
8 / 3			
A3 / 5VA			

Rated connection
0.5...6 / 0.5...4
0.5...4 / 0.5...2.5
0.4...0.6 Nm (M 2.5)
10 / 0.6 x 3.5 mm

With twin ferrules ZH 0.5 to ZH 1.5, rated voltage is 690 V.

IEC	UL	CSA	EN 60079-7
800	600	600	550
32	30	36	28
4	AWG 22...12	AWG 26...10	4
8 / 3			
A4 / 5VA			

Rated connection
0.5...6 / 0.5...4
0.5...4 / 0.5...4
0.5...1.0 Nm (M 3)
12 / 0.6 x 3.5 mm

With twin ferrules ZH 0.5 to ZH 2.5, rated voltage is 690 V.

Note

Ordering data

Version	SAK 2.5 Type	Qty.	Order No.	SAK 4 Type	Qty.	Order No.
Medium yellow	SAK 2.5/35 KRG	100	**0380420000**	SAK 4/35 KRG	100	**0443620000**
Blue	SAK 2.5/35 KRG/BL	100	**0380470000**	SAK 4/35 KRG/BL	100	**0443670000**

Note

Accessories

	SAK 2.5 Type	current	Qty.	Order No.	SAK 4 Type	current	Qty.	Order No.
Screwable cross-connection								
2-pole	Q 2 SAK2.5	41 A	50	**0337000000**	Q 2 SAK4	41 A	50	**0336700000**
3-pole	Q 3 SAK2.5	41 A	50	**0337100000**	Q 3 SAK4	41 A	50	**0336800000**
4-pole	Q 4 SAK2.5	41 A	50	**0337200000**	Q 4 SAK4	41 A	50	**0336900000**
10-pole	Q 10 SAK2.5	41 A	20	**0368700000**	Q 10 SAK4	41 A	20	**0368800000**
Connecting sleeve								
Mounting screw								
Lock washer								
Switchable link								
Switchable link					VL 2 SAK4	32 A	50	**0197000000**
Connecting sleeve					VH 19/5/3.5 SAK4-16		50	**0285100000**
Mounting screw					BFSC M3X25		100	**0292500000**
Testing / Checking		**Width**				**Width**		
Test plug	PS 2.3 RT	5.4 mm	20	**0180400000**	PS 2.3 RT	5.4 mm	20	**0180400000**
Socket	STB 8.5/5/2.3/M3 SAK2.5		50	**0280600000**	STB 14/D5/2.3/M3 SAK2.5		50	**0168600000**
End plate / Partition plate								
Medium yellow	AP SAK2.5 KRG	1.5 mm	20	**0279520000**	AP SAK4-10 KRG	1.5 mm	20	**0117920000**
Blue	AP SAK2.5 KRG BL	1.5 mm	20	**0279570000**	AP SAK4-10 KRG/BL	1.5 mm	20	**0117970000**
Medium yellow	TW SAK2.5 KRG	2.5 mm	20	**0302820000**	TW SAK4-10 KRG	2.5 mm	20	**0130120000**
Blue	TW SAK2.5 KRG/BL	2.5 mm	20	**0302870000**	TW SAK4-10 KRG/BL	2.5 mm	20	**0130170000**
Small partition								
Small partition	TSCH 1	2 mm	100	**0319160000**	TSCH 1	2 mm	100	**0319160000**
Cover / warning label								
Cover / warning label	AD 4 AKZ4		50	**0303400000**	AD 4 SAK4		50	**0285300000**
Mounting screw (plastic)	BFSC M3X22 PA/RT		100	**0128900000**	BFSC M3X22 PA/RT		100	**0128900000**

	SAK 2.5	SAK 4
Marking systems (see assortment in catalogue 7)		
Marking tags	DEK 5/6 / SCHT 7	DEK 5/6,5 / SCHT 7

For detailed information on other accessories and applications, refer to the „Accessories“ section

TS 35 / KrG

	SAK 6	SAK 10
	6 mm²	**10 mm²**





In hazardous area applications, the installation instructions and the rated data specifications for accessories given in the technical appendix must be followed.

		SAK 6	SAK 10
Width/Length/height with TS35x7.5	mm	8 x 45 x 44	10 x 45 x 51.5
max. current / max. cond. cross-section	A/mm²	**57 / 10**	**76 / 16**
Max. clamping range	mm²	**0.33...10**	**1.5...16**

Technical data

		SAK 6	SAK 10
Rated data		IEC 60947-7-1 Ex e II II 2 G D	IEC 60947-7-1 Ex e II II 2 G D
		IEC / UL / CSA / EN 60079-7	**IEC / UL / CSA / EN 60079-7**
Rated voltage	V	800 / 600 / 600 / 550	800 / 600 / 600 / 550
Rated current	A	41 / 40 / 47 / 36	57 / 60 / 65 / 50
Rated cross-section	mm²	6 / AWG 22...8 / AWG 20...8 / 6	10 / AWG 14...6 / AWG 16...6 / 10
Rated impulse voltage / Pollution severity	kV/-	8 / 3	8 / 3
Gauge to IEC 60947-1 / UL94 Flammability class		A5 / 5VA	B6 / 5VA
Approvals		KEMA 97ATEX1798 U	KEMA 97ATEX1798 U
Clamped conductors (H05V/H07V)		**Rated connection**	**Rated connection**
solid / stranded	mm²	0.5...10 / 0.5...6	1.5...10 / 1.5...16
flexible / Stranded wire with end ferrules	mm²	0.5...10 / 0.5...6	1.5...16 / 1.5...10
Tightening torque range (clamping screw)		0.8...1.6 Nm (M 3.5)	2.0...4.0 Nm (M 4)
Stripping length / Blade size	mm/-	12 / 4.0 x 0.8 mm	12 / 1.0 x 5.5 mm
Note		For AWG 8-7 and AWG 8-19, tightening torque is 1.21.4 Nm	When used with twin ferrules ZH 0.5 - ZH 4, the rated voltage is 690 V.

Ordering data

Version	SAK 6 Type	Qty.	Order No.	SAK 10 Type	Qty.	Order No.
Medium yellow	SAK 6/35 KRG	100	**0380520000**	SAK 10/35 KRG	100	**0443720000**
Blue	SAK 6/35 KRG/BL	100	**0380570000**	SAK 10/35 KRG/BL	100	**0443770000**
Note	With AWG 6 and H07V-R10 conductors, an increased MD torque of 1.4 to1.6 Nm should be used.			A higher torque of 2 to 2.4 Nm is necessary when using H07V-R16 and AWG 6 conductors.		

Accessories

		SAK 6 Type	current	Qty.	Order No.	SAK 10 Type	current	Qty.	Order No.
Screwable cross-connection									
2-pole		Q 2 SAK6N	57 A	50	**0456700000**	Q 2 SAK10	57 A	50	**0457100000**
3-pole		Q 3 SAK6N	57 A	50	**0456800000**	Q 3 SAK10	57 A	50	**0457200000**
4-pole		Q 4 SAK6N	57 A	50	**0456900000**	Q 4 SAK10	57 A	50	**0457300000**
10-pole		Q 10 SAK6N	57 A	20	**0457000000**	Q 10 SAK10	57 A	20	**0457400000**
Connecting sleeve									
Mounting screw									
Lock washer									
Switchable link									
Switchable link		VL 2 SAK6N/SAKT		50	**0194700000**	VL 2 SAK6/10/SAKB	32 A	50	**0135900000**
Connecting sleeve		VH 19/5/3.5 SAK4-16		50	**0285100000**	VH 19/5/3.5 SAK4-16		50	**0285100000**
Mounting screw		BFSC M3X25		100	**0292500000**	BFSC M3X25		100	**0292500000**
Testing / Checking			**Width**				**Width**		
Test plug		PS 4 F.STB 4	7.6 mm	20	**0299600000**	PS 4 F.STB 4	7.6 mm	20	**0299600000**
Socket		STB 14/D6/4/M3 SAK10		50	**0169900000**	STB 14/D6/4/M3 SAK10		50	**0169900000**
End plate / Partition plate									
Medium yellow		AP SAK4-10 KRG	1.5 mm	20	**0117920000**	AP SAK4-10 KRG	1.5 mm	20	**0117920000**
Blue		AP SAK4-10 KRG/BL	1.5 mm	20	**0117970000**	AP SAK4-10 KRG/BL	1.5 mm	20	**0117970000**
Medium yellow		TW SAK4-10 KRG	2.5 mm	20	**0130120000**	TW SAK4-10 KRG	2.5 mm	20	**0130120000**
Blue		TW SAK4-10 KRG/BL	2.5 mm	20	**0130170000**	TW SAK4-10 KRG/BL	2.5 mm	20	**0130170000**
Small partition									
Small partition		TSCH 1	2 mm	100	**0319160000**	TSCH 1	2 mm	100	**0319160000**
Cover / warning label									
Cover / warning label		AD 4 SAK6N		50	**0196600000**	AD 4 SAK10		50	**0178600000**
Mounting screw (plastic)		BFSC M3X22 PA/RT		100	**0128900000**	BFSC M3X22 PA/RT		100	**0128900000**

		SAK 6	SAK 10
Marking systems	(see assortment in catalogue 7)		
Marking tags		DEK 5/8 / SCHT 7	DEK 5/5
For detailed information on other accessories and applications, refer to the „Accessories“ section		When used with twin ferrules ZH 0.5 - ZH 4, the rated voltage is 690 V.	

SAK 16 — 16 mm²



12 x 50 x 57.5
76 / 16
2.5...16

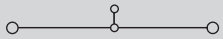

IEC 60947-7-1 — Ex e II — II 2 G D

IEC	UL	CSA	EN 60079-7
1000	600	600	690
76	80	87	66
16	AWG 12...4	AWG 14...6	16
	8 / 3		
	B6 / 5VA		

KEMA 97ATEX1798 U

Rated connection
2.5...16 / 4...16
4...16 / 4...16
2.0...4.0 Nm (M 4)
15 / 1.0 x 5.5 mm

Twin wire end ferrules ZH 2.5 - ZH 16 can be used.

Type	Qty.	Order No.
SAK 16/35 KRG	50	**0380620000**

If QIs are aligned side by side, then a TW/AP must be used.

Type	current	Qty.	Order No.
Q 2 SAK16	76 A	50	**0457500000**
Q 3 SAK16	76 A	50	**0457600000**
Q 4 SAK16	76 A	50	**0457700000**
Q 10 SAK16	76 A	20	**0457800000**
VL 2 SAK16/SAKA	57 A	50	**0135800000**
VH 19/5/3.5 SAK4-16		50	**0285100000**
BFSC M3X25		100	**0292500000**
	Width		
PS 4 F.STB 4	7.6 mm	20	**0299600000**
STB 14/D6/4/M3 SAK10		50	**0169900000**
AP SAK16 KRG	3 mm	20	**0271120000**
TW SAK16 KRG	3 mm	20	**0281120000**
TSCH 1	2 mm	100	**0319160000**
AD 4 SAK16		50	**0518200000**
BFSC M3X22 PA/RT		100	**0128900000**

DEK 5/5

SAK 35N/35 — 35 mm²



16 x 58 x 60
125 / 50
2.5...50

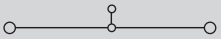

IEC 60947-7-1

IEC	UL	CSA
1000	600	600
125	105	120
35	AWG 12...2	AWG 12...2
	8 / 3	
	B8 / 5VA	

Rated connection
2.5...16 / 4...50
2.5...35 / 1.5...35
4.0...5.0 Nm (M 6)
18 / 6.5 x 1.2 mm

The tightening torque is 4.5 Nm for 16 - 50 mm² and AWG 6 - 2/7 stranded conductors. Twin wire end ferrules ZH 2.5 - ZH 16 can be used.

Type	Qty.	Order No.
SAK 35N/35 KRG	20	**0608220000**

It is possible to use twin ferrules with identical rated voltages (LAB 13090).

Type	current	Qty.	Order No.
QL 2 SAK35N	110 A	50	**0564900000**
QL 3 SAK35N	110 A	50	**0565000000**
QL 4 SAK35N	110 A	50	**0565100000**
QL 10 SAK35N	110 A	20	**0565200000**
VH 17/8/5 SAK35		50	**0267000000**
BFSC M4X30		50	**0267100000**
SS M4 D 128-A 4		100	**0136400000**
	Width		
PS 4 F.STB 4	7.6 mm	20	**0299600000**
STB 16/D7/4/M4 SAK35		50	**0140200000**
AP SAK35 KRG	3 mm	10	**0303620000**
AP SAK35 KRG/BL	3 mm	10	**0303670000**
TW SAK35 KRG	3 mm	20	**0304320000**
AD 4 SAK35		50	**0178700000**
BFSC M3X22 PA/RT		100	**0128900000**

DEK 5/5
If QIs are aligned side by side, then a TW/AP must be used.

SAK 35N/35/IK — 35 mm²

Hexagon socket head screw



16 x 58 x 60
125 / 50
2.5...50

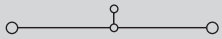

IEC 60947-7-1

IEC	UL	CSA
1000	600	600
125	105	120
35	AWG 12...2	AWG 12...2
	8 / 3	
	B8 / 5VA	

Rated connection
2.5...16 / 4...50
2.5...35 / 1.5...35
4.0...6.0 Nm (M 6)
18 / S4 (DIN 6911)

The tightening torque is 4.5 Nm for 16 - 50 mm² and AWG 6 - 2/7 stranded conductors. Twin wire end ferrules ZH 2.5 - ZH 16 can be used.

Type	Qty.	Order No.
SAK 35N/35/IK KRG	20	**0608320000**
SAK 35N/35/IK KRG/BL	20	**0608370000**

It is possible to use twin ferrules with identical rated voltages (LAB 13090).

Type	current	Qty.	Order No.
QL 2 SAK35N	99 A	50	**0564900000**
QL 3 SAK35N	99 A	50	**0565000000**
QL 4 SAK35N	99 A	50	**0565100000**
QL 10 SAK35N	99 A	20	**0565200000**
VH 17/8/5 SAK35		50	**0267000000**
BFSC M4X30		50	**0267100000**
SS M4 D 128-A 4		100	**0136400000**
	Width		
PS 4 F.STB 4	7.6 mm	20	**0299600000**
STB 16/D7/4/M4 SAK35		50	**0140200000**
AP SAK35 KRG	3 mm	10	**0303620000**
AP SAK35 KRG/BL	3 mm	10	**0303670000**
TW SAK35 KRG	3 mm	20	**0304320000**
AD 4 SAK35N		50	**0576700000**
BFSC M4X32 PA/RT		100	**0129100000**

DEK 5/5
If QIs are aligned side by side, then a TW/AP must be used.

TS 35 / KrG

SAK 95/35 — 95 mm²



In hazardous area applications, the installation instructions and the rated data specifications for accessories given in the technical appendix must be followed.

Width/Length/height with TS35x7.5	mm
max. current / max. cond. cross-section	A/mm²
Max. clamping range	mm²

28 x 87.9 x 96.5
269 / 120
16...120

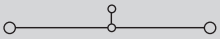

Technical data

Rated data	
Rated voltage	V
Rated current	A
Rated cross-section	mm²
Rated impulse voltage / Pollution severity	kV/-
Gauge to IEC 60947-1 / UL94 Flammability class	
Approvals	
Clamped conductors (H05V/H07V)	
solid / stranded	mm²
flexible / Stranded wire with end ferrules	mm²
Tightening torque range (clamping screw)	
Stripping length / Blade size	mm/-

Note

IEC 60947-7-1

IEC	UL	CSA
1000	600	600
232	190	200
95	AWG 6...4/0	AWG 6...4/0
	8 / 3	
	B12 / 5VA	

Rated connection

16...16 / 10...120
16...95 / 10...95
16...20 Nm (M 10)
30 / S8 (DIN 6911)

Ribbon cable (segmented ribbon) can be connected ranging from 3 to 6 segments of 0.8x9 mm, up to 6 segments of 0.8x16 mm and up to 6 segments of 0.5x13 mm.

Ordering data

Version	Type	Qty.	Order No.
Medium yellow	SAK 95/35 KRG	10	**0662220000**
Blue			

Note

Accessories

Screwable cross-connection	Type	current	Qty.	Order No.
2-pole	QL 2 SAKG28	125 A	10	**0551200000**
3-pole	QL 3 SAKG28	232 A	5	**0407600000**
4-pole	QL 4 SAKG28	125 A	5	**0407700000**
10-pole				
Connecting sleeve	VH 35/11/5.5 SAK95		10	**0551100000**
Mounting screw	KISC M5X50/26 SAK95		20	**0630200000**
Lock washer	SS M5 D 128-A 5		50	**0346100000**
Switchable link				
Switchable link				
Connecting sleeve				
Mounting screw				
Testing / Checking		**Width**		
Test plug	PS 4 F.STB 4	7.6 mm	20	**0299600000**
Socket	STB 16/D7/4/M5 SAK70		50	**0385400000**
End plate / Partition plate				
Medium yellow	AP SAK95 KRG	3 mm	10	**0550920000**
Blue	AP SAK95 KRG/BL	3 mm	10	**0550970000**
Medium yellow				
Blue				
Small partition				
Small partition				
Cover / warning label				
Cover / warning label	ADP 3/HP3 1M		20	**0485400000**
Mounting screw (plastic)	BFSC M5X45 PA/NA		50	**0344400000**

Marking systems (see assortment in catalogue 7)	
Marking tags	DEK 5/5 / SCHT 7
For detailed information on other accessories and applications, refer to the „Accessories“ section	Holder HP 3 0485760000 for the ADP 3-Profil.

TS 35 / PA

RSF 3/35 — 4 mm²



In hazardous area applications, the installation instructions and the rated data specifications for accessories given in the technical appendix must be followed.

Width/Length/height with TS35x7.5	8 x 50 x 60
max. current / max. cond. cross-section A/mm²	**32 / 4**
Max. clamping range mm²	**0.33...4**

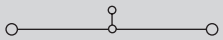

Technical data

Rated data		IEC 60947-7-1		
		IEC	UL	CSA
Rated voltage	V	690	600	600
Rated current	A	32	20	25
Rated cross-section	mm²	4	AWG 22...12	AWG 22...12
Rated impulse voltage / Pollution severity	kV/-		6 / 3	
Gauge to IEC 60947-1 / UL94 Flammability class			/ V2	
Approvals				
Clamped conductors (H05V/H07V)		**Rated connection**		
solid / stranded	mm²	0.5...4 / 0.5...4		
flexible / Stranded wire with end ferrules	mm²	0.5...4 / 0.5...4		
Tightening torque range (clamping screw)		0.5...1.0 Nm (M 3)		
Stripping length / Blade size	mm/-	12 / 0.6 x 3.5 mm		
Note				

Ordering data

Version		Type	Qty.	Order No.
	beige	RSF 3/35	50	**9501160000**
Note				

Accessories

Screwable cross-connection		Type	current	Qty.	Order No.
	2-pole	QL 2 SAK6N	57 A	50	**0194300000**
	3-pole	QL 3 SAK6N	57 A	50	**0194400000**
	4-pole	QL 4 SAK6N	57 A	50	**0194500000**
	10-pole	QL 10 SAK6N	57 A	20	**0338300000**
	Connecting sleeve	VH 13.5/4.9/3.3 SAK4		100	**0248500000**
	Mounting screw	KISC M3X20.5/10 EK4		100	**0303000000**
	Lock washer	SS M3 D 128-A 3		50	**0164400000**
Switchable link					
	Switchable link	VL 2 SAK6N/SAKT		50	**0194700000**
	Connecting sleeve	VH 21/5/3.5 SAK16-35		50	**0309600000**
	Mounting screw	BFSC M3X30		50	**0296200000**
Testing / Checking			**Width**		
	Test plug	PS 2.3 RT	5.4 mm	20	**0180400000**
	Socket	STB 14/D5/2.3/M3 SAK2.5		50	**0168600000**
End plate / Partition plate					
	beige	AP RSF3	3 mm	10	**0270460000**
	beige	TW AST1/PA HP/DBR/0.5	0.5 mm	20	**0474700000**
Small partition					
	Small partition	TSCH 1	2 mm	100	**0319160000**
Cover / warning label					
	Cover / warning label	ADP 2/HP2 1M		36	**0485300000**

Marking systems	(see assortment in catalogue 7)	
	Marking tags	DEK 5/5
For detailed information on other accessories and applications, refer to the „Accessories“ section		

Two-tier modular terminals

TS 35 / PA

In hazardous area applications, the installation instructions and the rated data specifications for accessories given in the technical appendix must be followed.

Width/Length/height with TS35x7.5	mm
max. current / max. cond. cross-section	A/mm²
Max. clamping range	mm²

DK 4/35 — 4 mm²



6 x 50 x 60.5
41 / 6
0.13...6

Technical data

IEC 60947-7-1

IEC	UL	CSA
500	300	300
32	27	10
4	AWG 22...12	AWG 26...12
	6 / 3	
	A3 / V2	

Rated data	
Rated voltage	V
Rated current	A
Rated cross-section	mm²
Rated impulse voltage / Pollution severity	kV/-
Gauge to IEC 60947-1 / UL94 Flammability class	
Approvals	
Clamped conductors (H05V/H07V)	
solid / stranded	mm²
flexible / Stranded wire with end ferrules	mm²
Tightening torque range (clamping screw)	
Stripping length / Blade size	mm/-
2 conductors with same cross-section (H05V/H07V)	
solid / stranded	mm²
flexible / Stranded wire with end ferrules	mm²

Rated connection
0.5...6 / 0.5...4
0.5...4 / 0.5...2.5
0.5...0.8 Nm (M 3)
8 / 0.6 x 3.5 mm
0.5...1.5
0.5...1.5 / 0.5...1.5

Note

With twin ferrules ZH 0.5 to ZH 2.5, rated voltage is 690 V.

Ordering data

Version	Type	Qty.	Order No.
beige	DK 4/35	100	**0527660000**
Blue	DK 4/35 BL	100	**0527680000**

Note

Accessories

Screwable cross-connection	Type	current	Qty.	Order No.
2-pole	Q 2 AKZ4	32 A	50	**0336400000**
3-pole	Q 3 AKZ4	32 A	50	**0336500000**
4-pole	Q 4 AKZ4	32 A	50	**0336600000**
10-pole	Q 10 AKZ4	32 A	20	**0368600000**
Testing / Checking		**Width**		
Test plug	PS 2.3 RT	5.4 mm	20	**0180400000**
Socket	STB 8.5/D4/2.3/M2.5 AKZ		50	**0215700000**
End plate / Partition plate				
beige	AP DK4	1.5 mm	20	**0359260000**
Blue	AP DK4 BL	1.5 mm	20	**0359280000**
Dark beige Wemid	WTW EN	3 mm	20	**1058800000**
Small partition				
Small partition	TSCH 6 DKI S4	5 mm	100	**0190260000**
Cover / warning label				
Cover / warning label	AD 3 SAK2.5		50	**0297900000**
Mounting screw (plastic)	BFSC M2.5X18 PA/RT		100	**0303300000**

Marking systems (see assortment in catalogue 7)	
Marking tags	DEK 5/6

For detailed information on other accessories and applications, refer to the „Accessories“ section

DK 4 Q/35 — 4 mm²



6 x 50 x 60.5
41 / 6
0.13...6

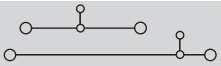

IEC 60947-7-1

IEC	UL	CSA
500	300	300
32	27	10
4	AWG 22...12	AWG 26...12
	6 / 3	
	A3 / V2	

Rated connection
0.5...6 / 0.5...4
0.5...4 / 0.5...2.5
0.5...0.8 Nm (M 3)
8 / 0.6 x 3.5 mm
0.5...1.5
0.5...1.5 / 0.5...1.5

With twin ferrules ZH 0.5 to ZH 2.5, rated voltage is 690 V.

Type	Qty.	Order No.
DK 4Q/35	100	**0590160000**
DK 4Q/35 BL	100	**0590180000**

Type	current	Qty.	Order No.
Q 2 AKZ4	32 A	50	**0336400000**
Q 3 AKZ4	32 A	50	**0336500000**
Q 4 AKZ4	32 A	50	**0336600000**
Q 10 AKZ4	32 A	20	**0368600000**
	Width		
PS 2.3 RT	5.4 mm	20	**0180400000**
STB 8.5/D4/2.3/M2.5 AKZ		50	**0215700000**
AP DK4Q	1.5 mm	20	**1397160000**
AP DK4Q BL	1.5 mm	20	**1397180000**
WTW EN	3 mm	20	**1058800000**
TSCH 6 DKI S4	5 mm	100	**0190260000**
AD 3 SAK2.5		50	**0297900000**
BFSC M2.5X18 PA/RT		100	**0303300000**

DEK 5/6

DK 4 QV/35 — 4 mm²



6 x 54 x 40.5
41 / 6
0.13...6

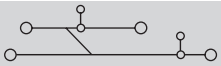

IEC 60947-7-1

IEC	UL	CSA
500	300	300
32	27	10
4	AWG 22...12	AWG 26...12
	6 / 3	
	A3 / V2	

Rated connection
0.5...6 / 0.5...4
0.5...4 / 0.5...2.5
0.5...0.8 Nm (M 3)
8 / 0.6 x 3.5 mm
0.5...1.5
0.5...1.5 / 0.5...1.5

With twin ferrules ZH 0.5 to ZH 2.5, rated voltage is 690 V.

Type	Qty.	Order No.
DK 4QV/35	100	**0363660000**
DK 4QV/35 BL	100	**0363680000**

Type	current	Qty.	Order No.
Q 2 AKZ4	32 A	50	**0336400000**
Q 3 AKZ4	32 A	50	**0336500000**
Q 4 AKZ4	32 A	50	**0336600000**
Q 10 AKZ4	32 A	20	**0368600000**
	Width		
PS 2.3 RT	5.4 mm	20	**0180400000**
STB 8.5/D4/2.3/M2.5 AKZ		50	**0215700000**
AP DK4Q	1.5 mm	20	**1397160000**
AP DK4Q BL	1.5 mm	20	**1397180000**
WTW EN	3 mm	20	**1058800000**
TSCH 6 DKI S4	5 mm	100	**0190260000**
AD 4 AKZ4		50	**0303400000**
BFSC M2.5X18 PA/RT		100	**0303300000**

DEK 5/6

Modular PE terminals

TS 35 / PA

EK 2.5/35 — 2.5 mm²

EK 4/35 — 4 mm²

In hazardous area applications, the installation instructions and the rated data specifications for accessories given in the technical appendix must be followed.

		EK 2.5/35	EK 4/35
Width/Length/height with TS35x7.5	mm	6 x 56.5 x 40	6.5 x 56.5 x 44
max. current / max. cond. cross-section	A/mm²	/ 6	/ 6
Max. clamping range	mm²	0.33...6	0.33...6

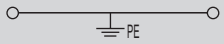

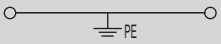

Technical data

Rated data		EK 2.5/35	EK 4/35
		IEC 60947-7-2	IEC 60947-7-2
		IEC / UL / CSA	IEC / UL / CSA
Rated cross-section	mm²	2.5 / AWG 22...12 / AWG 26...10	4 / AWG 22...12 / AWG 26...10
Rated voltage to adjacent terminal	V	800	800
Rated impulse withstand voltage to adjacent terminal	kV	8	8
Short-time withstand current		480 A (4 mm²)	720 A (6 mm²)
Pollution severity		3	3
Gauge to IEC 60947-1 / UL94 Flammability class		A3 / V2	A4 / V2
Approvals			
Clamped conductors (H05V/H07V)		**Rated connection**	**Rated connection**
solid / stranded	mm²	0.5...6 / 0.5...4	0.5...6 / 0.5...4
flexible / Stranded wire with end ferrules	mm²	0.5...4 / 0.5...2.5	0.5...4 / 0.5...4
Tightening torque range (clamping screw)		0.4...0.6 Nm (M 2.5)	0.5...1.0 Nm (M 3)
Tightening torque range (fixing screw)		0.4...0.6 Nm	0.5...1.0 Nm
Stripping length / Blade size	mm/-	10 / 0.6 x 3.5 mm	12 / 0.6 x 3.5 mm
Note			

Ordering data

Version		EK 2.5/35	EK 4/35
		green/yellow	green/yellow
Note			
Type		EK 2.5/35	EK 4/35
Qty.		100	100
Order No.		**0661060000**	**0661160000**

Accessories

Rail support		EK 2.5/35	EK 4/35
Type		SH 2	SH 2
Width		40 mm	40 mm
Qty.		10	10
Order No.		**0494920000**	**0494920000**

Marking systems	(see assortment in catalogue 7)		
	Marking tags	DEK 5/6	DEK 5/6,5
For detailed information on other accessories and applications, refer to the „Accessories“ section			

EK 6/35 — 6 mm²



8 x 56.5 x 44
/ 10
0.5...10

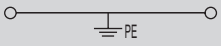

IEC 60947-7-2

IEC	UL	CSA
6	AWG 22...8	AWG 20...8
800		
8		
720 A (6 mm²)		
3		
A5 / V2		

Rated connection
0.5...10 / 1.5...6
0.5...10 / 0.5...6
0.8...1.6 Nm (M 3.5)
0.5...1.0 Nm
12 / 4.0 x 0.8 mm

For AWG 8-7 and AWG 8-19, tightening torque is 1.21.4 Nm

Type	Qty.	Order No.
EK 6/35	100	**0661260000**

Type	Width	Qty.	Order No.
SH 2	40 mm	10	**0494920000**

DEK 5/8

EK 10 — 10 mm²

10 x 56 x 45
/ 10
0.5...10

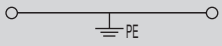

IEC 60947-7-2

IEC	UL	CSA
10	AWG 14...6	AWG 14...6
800		
8		
1200 A (10 mm²)		
3		
B6 / V2		

Rated connection
0.5...10 / 1.5...6
0.5...10 / 0.5...10
1.2...2.4 Nm (M 4)
0.5...1.0 Nm
12 / 1.0 x 5.5 mm

Type	Qty.	Order No.
EK 10/35	100	**0661360000**

Type	Width	Qty.	Order No.
SH 2	40 mm	10	**0494920000**

DEK 5/5

EK 16 — 16 mm²

12 x 56 x 50
/ 16
2.5...16

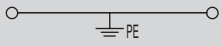

IEC 60947-7-2

IEC	UL	CSA
16	AWG 10...6	AWG 10...4
800		
8		
1920 A (16 mm²)		
3		
B6 / V2		

Rated connection
2.5...16 / 2.5...16
2.5...16 / 4...16
2.0...4.0 Nm (M 4)
0.5...1.0 Nm
16 / 1.0 x 5.5 mm

Type	Qty.	Order No.
EK 16/35	50	**0190160000**

Type	Width	Qty.	Order No.
SH 2	40 mm	10	**0494920000**

DEK 5/5

Modular PE terminals

TS 35 / PA

In hazardous area applications, the installation instructions and the rated data specifications for accessories given in the technical appendix must be followed.

Width/Length/height with TS35x7.5	mm
max. current / max. cond. cross-section	A/mm²
Max. clamping range	mm²

EK 35/35 — 35 mm²

16 x 58 x 60
/ 50
6...50

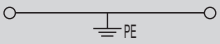

EK 95/35 — 95 mm²



25 x 76.5 x 90.5
/ 120
10...120



Technical data

Rated data		IEC 60947-7-2			IEC 60947-7-2		
		IEC	UL	CSA	IEC	UL	CSA
Rated cross-section	mm²	35	AWG 6...2	AWG 12...2	95		
Rated voltage to adjacent terminal	V	800					
Rated impulse withstand voltage to adjacent terminal	kV	8			8		
Short-time withstand current		4200 A (35 mm²)			11400 A (95 mm²)		
Pollution severity		3			3		
Gauge to IEC 60947-1 / UL94 Flammability class		B9 / V2			B12 / ---		
Approvals							
Clamped conductors (H05V/H07V)		**Rated connection**			**Rated connection**		
solid / stranded	mm²	6...16 / 16...50			10...16 / 10...95		
flexible / Stranded wire with end ferrules	mm²	10...35 / 10...35			16...95 / 10...95		
Tightening torque range (clamping screw)		4.0...6.0 Nm (M 6)			10...20 Nm (M 10)		
Tightening torque range (fixing screw)		1.2...2.4 Nm			1.2...2.4 Nm		
Stripping length / Blade size	mm/-	20 / 6.5 x 1.2 mm			27 /		
Note		Use the TS 35x15/2.3 for 35 - 50 mm² conductors. For AWG 2/7 and H07V-R50, torque is 6 Nm.			Tightening torque for stranded conductors of 35 mm² and larger = 16 Nm		

Ordering data

Version		Type	Qty.	Order No.	Type	Qty.	Order No.
	green/yellow	EK 35/35	20	**0661460000**	EK 95/35/1ZB BK	10	**0535300000**
Note							

Accessories

Rail support	Type	Width	Qty.	Order No.	Type	Width	Qty.	Order No.
	SH 2	40 mm	10	**0494920000**	SH 2	40 mm	10	**0494920000**

Marking systems (see assortment in catalogue 7)			
Marking tags	DEK 5/5		
For detailed information on other accessories and applications, refer to the „Accessories“ section		To fix the terminals use the copper rail TS35 order no. 0270100000.	

SAKE 70/35 — 70 mm²



18 x 94 x 59.5
/ 70
10...70

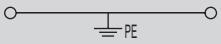

IEC 60947-7-2

IEC	UL	CSA
70		
	B10 / ---	

Rated connection
10...16 / 10...70
10...70 / 10...70
6.0...12 Nm (M 8)
2.0...4.0 Nm
25 /

When connecting with stranded conductors ≥ 50 mm² and 12 Nm tightening torque. Test current 8.4 kA to IK carried out via copper terminal rail

Type	Qty.	Order No.
EK 70/35/M.2ZB O.IK	10	**1338300000**

Type	Width	Qty.	Order No.
SH 2	40 mm	10	**0494920000**

Use the steel TS 35x15/2.3 for 35 - 50 mm² conductors. Use the TS 35x15/2.3 CU for 70 mm² conductors.

TS 35 / PA

SAKR 4 mm²

SAKR-D 4 mm²





In hazardous area applications, the installation instructions and the rated data specifications for accessories given in the technical appendix must be followed.

		SAKR	SAKR-D
Width/Length/height with TS35x7.5	mm	6.5 x 42 x 40.5	6.5 x 46 x 38
max. current / max. cond. cross-section	A/mm²	**10 / 4**	**10 / 4**
Max. clamping range	mm²	**0.13...4**	**0.13...4**

Technical data

		SAKR	SAKR-D
Rated data		IEC 60947-7-1	IEC 60947-7-1
		IEC / UL / CSA	**IEC / UL / CSA**
Rated voltage	V	400 / 300 / 300	250 / 300 / 300
Rated current	A	10 / 10 / 10	10 / 10 / 10
Rated cross-section	mm²	4 / AWG 22...12 / AWG 22...12	4 / AWG 26...12 / AWG 22...12
Rated impulse voltage / Pollution severity	kV/-	6 / 3	6 / 3
Gauge to IEC 60947-1 / UL94 Flammability class		A3 / V2	A3 / V2
Approvals			
Clamped conductors (H05V/H07V)		**Rated connection**	**Rated connection**
solid / stranded	mm²	0.5...4 / 1.5...4	0.5...4 / 1.5...4
flexible / Stranded wire with end ferrules	mm²	0.5...4 / 0.5...2.5	0.5...4 / 0.5...2.5
Tightening torque range (clamping screw)		0.5...1.0 Nm (M 3)	0.5...1.0 Nm (M 3)
Stripping length / Blade size	mm/-	8 / 0.6 x 3.5 mm	8 / 0.6 x 3.5 mm
Note		Torque for SAKR with socket: 0.5 - 0.7 Nm.	Tightening torque via the sockets is 0.5 - 0.7 Nm.

Ordering data

Version	SAKR			SAKR-D		
	Type	**Qty.**	**Order No.**	**Type**	**Qty.**	**Order No.**
beige	SAKR/35	100	**0172160000**	SAKRD/35	50	**0185760000**
Blue	SAKR/35 BL	100	**0172180000**			
Note	SAKR/35 2 StB order no. 0183360000					

Accessories

External cross-connection	SAKR				SAKR-D			
	Type	**current**	**Qty.**	**Order No.**	**Type**	**current**	**Qty.**	**Order No.**
2-pole	QB 2 WI RA6 IS	27 A	50	**0482700000**	QB 2 WI RA6 IS	27 A	50	**0482700000**
3-pole	QB 3 WI RA6 IS	27 A	50	**0482800000**	QB 3 WI RA6 IS	27 A	50	**0482800000**
4-pole	QB 4 WI RA6 IS	27 A	50	**0482900000**	QB 4 WI RA6 IS	27 A	50	**0482900000**
Testing / Checking		**Width**				**Width**		
Test plug	PS 2.3 RT	5.4 mm	20	**0180400000**	PS 2.3 RT	5.4 mm	20	**0180400000**
Socket	STB 6/D3.7/2.3/M3 SAKR		100	**0379400000**	STB 6/D3.7/2.3/M3 SAKR		100	**0379400000**
End plate / Partition plate								
beige	AP SAKR BE	1.5 mm	20	**0211360000**	AP SAKR BE	1.5 mm	20	**0211360000**
Blue	AP SAKR BL	1.5 mm	20	**0211380000**	AP SAKR BL	1.5 mm	20	**0211380000**

Marking systems	(see assortment in catalogue 7)		
Marking tags		DEK 5/6,5	DEK 5/6,5
For detailed information on other accessories and applications, refer to the „Accessories“ section		QB 25 blank, refer to „Accessories“ section. Note that max. conductor connection with QB = 2.5 mm². Twin wire-end ferrules ZH 0.5 - ZH 1.5	Twin wire-end ferrules ZH 0.5 - ZH 1.5 can be used.

DKT 4 — 4 mm²

Without separated busbar



6 x 65 x 56.5
10 / 4
0.13...4

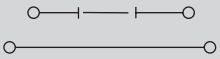

IEC 60947-7-1

IEC	UL	CSA
400		
10		
4		
	6 / 3	
	A3 / V2	

Rated connection
0.2...4 / 1.5...4
0.2...4 / 0.5...2.5
0.5...1.0 Nm (M 3)
9 / 0.6 x 3.5 mm

Type	Qty.	Order No.
DKT 4/35	100	**0687460000**

DKT 4/35 2 StB Order No. 0327960000

Type	current	Qty.	Order No.
QB 2 WI RA6 IS	27 A	50	**0482700000**
QB 3 WI RA6 IS	27 A	50	**0482800000**
QB 4 WI RA6 IS	27 A	50	**0482900000**
	Width		
PS 2.3 RT	5.4 mm	20	**0180400000**
AP DKT4 PA	1.5 mm	20	**0687560000**

DEK 5/6

DKT 4 V — 4 mm²



6 x 65 x 56.5
10 / 4
0.13...4

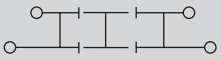

IEC 60947-7-1

IEC	UL	CSA
400		
10		
4		
	6 / 3	
	A3 / V2	

Rated connection
0.5...4 / 1.5...4
0.5...4 / 0.5...2.5
0.5...1.0 Nm (M 3)
9 / 0.6 x 3.5 mm

Type	Qty.	Order No.
DKT 4V/35 2STB	100	**1304960000**

Type	current	Qty.	Order No.
QB 2 WI RA6 IS	27 A	50	**0482700000**
QB 3 WI RA6 IS	27 A	50	**0482800000**
QB 4 WI RA6 IS	27 A	50	**0482900000**
	Width		
PS 2.3 RT	5.4 mm	20	**0180400000**
AP DKT4 PA	1.5 mm	20	**0687560000**

DEK 5/6

TS 35 / KrG

		SAKC 4/35	4 mm²	SAKC 10/35	10 mm²
					
In hazardous area applications, the installation instructions and the rated data specifications for accessories given in the technical appendix must be followed.					
Width/Length/height with TS35x7.5	mm	6.5 x 49.5 x 59.5		12 x 65 x 48.5	
max. current / max. cond. cross-section	A/mm²	**25 / 6**		**27 / 10**	
Max. clamping range	mm²	**0.33...6**		**0.5...10**	

Technical data

		SAKC 4/35	SAKC 10/35
Rated data		IEC 60947-7-1	IEC 60947-7-1
		IEC / UL / CSA	**IEC / UL / CSA**
Rated voltage	V	400 / 300 / 300	500 / 300 / 600
Rated current	A	25 / 25 / 25	27 / 25 / 25
Rated cross-section	mm²	4 / AWG 22...12 / AWG 22...10	10 / AWG 22...8 / AWG 20...10
Rated impulse voltage / Pollution severity	kV/-	6 / 3	6 / 3
Gauge to IEC 60947-1 / UL94 Flammability class		A4 / 5VA	B6 / 5VA
Approvals			
Clamped conductors (H05V/H07V)		**Rated connection**	**Rated connection**
solid / stranded	mm²	0.5...6 / 1.5...4	0.5...10 / 1.5...10
flexible / Stranded wire with end ferrules	mm²	0.5...4 / 0.5...4	0.5...10 / 0.5...10
Tightening torque range (clamping screw)		0.5...1.0 Nm (M 3)	1.2...2.4 Nm (M 4)
Stripping length / Blade size	mm/-	12 / 0.6 x 3.5 mm	12 / 1.0 x 5.5 mm
Note		*UNDEFINED TEXT*	Connections for stranded conductors from 10 mm² require a tightening torque of 2 Nm.

Ordering data

Version		Type	Qty.	Order No.	Type	Qty.	Order No.
	Medium yellow	SAKC 4/35	100	**0357520000**	SAKC 10/35 1STB4 KRG	50	**1404520000**
Note		SAKC 4/35 2 StB order no. 0340620000. Tightening torque via the sockets is 0.5 - 0.7 Nm.			SAKC 10/35 2 StB4 Order No. 1404620000 Tightening torque via the sockets is 1.2 Nm.		

Accessories

		Type		Qty.	Order No.	Type	current	Qty.	Order No.
Screwable cross-connection									
	2-pole					QL 2 SAKA10	47 A	50	**0135500000**
	3-pole					QL 3 SAKA10	47 A	50	**0135600000**
	4-pole					QL 4 SAKA10	47 A	50	**0135700000**
	Connecting sleeve					VH 13.6/7/4.2 SAKA10		50	**0299700000**
	Mounting screw					BFSC M4X20		100	**0362800000**
	Lock washer					SS M4 D 128-A 4		100	**0136400000**
External cross-connection			**current**						
	2-pole	QB 2 WI RA6 IS	27 A	50	**0482700000**				
	3-pole	QB 3 WI RA6 IS	27 A	50	**0482800000**				
	4-pole	QB 4 WI RA6 IS	27 A	50	**0482900000**				
Testing / Checking			**Width**				**Width**		
	Test plug	PS 2.3 RT	5.4 mm	20	**0180400000**	PS 4 F.STB 4	7.6 mm	20	**0299600000**
	Socket					STB 17/D6/4/M4 SAKC10		50	**0147100000**
End plate / Partition plate									
	Medium yellow	AP SAK4-10 KRG	1.5 mm	20	**0117920000**	AP SAKB/C/T KRG	3 mm	20	**0146720000**
	Blue	AP SAK4-10 KRG/BL	1.5 mm	20	**0117970000**				
	beige					TW SAKB/C/T1	1.5 mm	20	**0242960000**
	Medium yellow	TW SAK4-10 KRG	2.5 mm	20	**0130120000**	TW SAKB-C-T	3 mm	20	**0242920000**
	Blue	TW SAK4-10 KRG/BL	2.5 mm	20	**0130170000**				
Marking systems	(see assortment in catalogue 7)								
	Marking tags	DEK 5/6,5				DEK 5/6,5			
For detailed information on other accessories and applications, refer to the „Accessories“ section		Dummy plug and pull out tool see chapter accessories				Pull out force look under Accessories.			

Fuse terminals

TS 35 / PA

In hazardous area applications, the installation instructions and the rated data specifications for accessories given in the technical appendix must be followed.

Width/Length/height with TS35x7.5	mm
max. current / max. cond. cross-section	A/mm²
Max. clamping range	mm²

KSKM 1 — 10 mm²

5 x 20



13 x 69 x 63	
6.3 / 16	
0.13...16	

KSKM 2 — 10 mm²

1“ x 1/4“



13 x 69 x 63	
13 / 16	
0.13...16	

Technical data

Rated data		KSKM 1 IEC	KSKM 1 UL	KSKM 1 CSA	KSKM 2 IEC	KSKM 2 UL	KSKM 2 CSA
Rated voltage	V	250	600		250	600	
Rated current	A	6.3	10		13	15	
Rated cross-section	mm²	10	AWG 26...8		10	AWG 26...8	
Rated impulse voltage / Pollution severity	kV/-						
Gauge to IEC 60947-1 / UL94 Flammability class			B6 / V-0			B6 / V-0	
Approvals							
Clamped conductors (H05V/H07V)		**Rated connection**			**Rated connection**		
solid / stranded	mm²	0.5...16			0.5...16		
flexible / Stranded wire with end ferrules	mm²	0.5...10			0.5...10		
Tightening torque range (clamping screw)		1.2...2.4 Nm (M 4)			1.2...2.4 Nm (M 4)		
Stripping length / Blade size	mm/-	12 / 1.0 x 5.5 mm			12 / 1.0 x 5.5 mm		
2 conductors with same cross-section (H05V/H07V)							
solid / stranded	-						
flexible / Stranded wire with end ferrules	-						
Note							

Ordering data

Version	Type	Qty.	Order No.
	KSKM 1/35 G20	20	**9509600000**
Note			

Type	Qty.	Order No.
KSKM 2/35 GZ 1X1/4	20	**9509610000**

Accessories

G-fuse cartridge, 5 x 20mm (IEC 60127-2)	Type	Qty.	Order No.
0,10 A	G 20/0.10A/F	10	**0430300000**
0,20 A	G 20/0.20A/F	10	**0430400000**
0,25 A fast	G 20/0.25A/F	10	**0430500000**
0,50 A fast	G 20/0.50A/F	10	**0430600000**
0,63 A	G 20/0.63A/F	10	**0439000000**
1,00 A fast	G 20/1.00A/F	10	**0430700000**
1,60 A	G 20/1.60A/F	10	**0430800000**
2,00 A fast	G 20/2.00A/F	10	**0430900000**
2,50 A	G 20/2.50A/F	10	**0431000000**
3,15 A	G 20/3.15A/F	10	**0431100000**
4,00 A	G 20/4.00A/F	10	**0431200000**
5,00 A	G 20/5.00A/F	10	**0431300000**
6,30 A	G 20/6.30A/F	10	**0431400000**
G25 with indicator / imperial (inch) fuse			
1,00 A			
0,50 A medium slow / 2 A			
1,00 A medium slow / 3 A			
Contact sleeve			
	SBL/1912	10	**0446100000**

Type	Width	Qty.	Order No.
SBL/2111		10	**0446200000**

Marking systems	(see assortment in catalogue 7)
Marking tags	
For detailed information on other accessories and applications, refer to the „Accessories“ section	

DEK 5/5

DEK 5/5

Fuse 1“ x 1/4“ aren't available by Weidmüller.

KSKM 3 — 10 mm²

1 1/4“ x 1/4“



13 x 69 x 63.2
10 / 16
0.33...16

IEC	UL	CSA
440	600	
10	15	
10	AWG 22...8	
	B6 / V-0	

Rated connection
0.5...16
0.5...10
1.2...2.4 Nm (M 4)
12 / 1.0 x 5.5 mm

Type	Width	Qty.	Order No.
GZ 1.0A/F		10	**0525500000**
GZ 2.0A		10	**0294500000**
GZ 3.0A		10	**0295700000**
SBL/2489		10	**0446300000**

DEK 5/5

KDKS 1/35 — 4 mm²



8 x 73.5 x 55.6
6.3 / 4
0.33...4

IEC 60947-7-3

IEC	UL	CSA
500	300	
6.3	10	
4	AWG 22...12	
		6 / 3
		A3 / V2

Rated connection
0.5...4 / 1.5...4
0.5...4 / 0.5...4
0.5...0.8 Nm (M 3)
9 / 0.6 x 3.5 mm

Note: max. conductor size = 2.5 mm² when using the cross-connection.

Type	Qty.	Order No.
KDKS 1/35	50	**9503310000**

Max. power loss (1.6 W) at the cartridge fuse limits the rated current.

Type	Qty.	Order No.
G 20/0.10A/F	10	**0430300000**
G 20/0.20A/F	10	**0430400000**
G 20/0.25A/F	10	**0430500000**
G 20/0.50A/F	10	**0430600000**
G 20/1.00A/F	10	**0430700000**
G 20/1.60A/F	10	**0430800000**
G 20/2.00A/F	10	**0430900000**
G 20/2.50A/F	10	**0431000000**
G 20/3.15A/F	10	**0431100000**
G 20/4.00A/F	10	**0431200000**
G 20/5.00A/F	10	**0431300000**
Width		
KOHUE ASK1	100	**0553300000**

DEK 5/8

Fuse terminals

TS 35 / KrG

In hazardous area applications, the installation instructions and the rated data specifications for accessories given in the technical appendix must be followed.

Width/Length/height with TS35x7.5	mm
max. current / max. cond. cross-section	A/mm²
Max. clamping range	mm²

SAKS 1/35 5x20 — 10 mm²



13 x 54 x 61
10 / 16
0.13...16



Technical data

Rated data	IEC	UL	CSA
Rated voltage	500	600	600
Rated current	10	6.3	10
Rated cross-section	10	AWG 22...10	AWG 26...10
Rated impulse voltage / Pollution severity		6 / 3	
Gauge to IEC 60947-1 / UL94 Flammability class		B6 / 5VA	
Approvals			
Clamped conductors (H05V/H07V)			
solid / stranded	0.5...16 / 1.5...10		
flexible / Stranded wire with end ferrules	0.5...10 / 0.5...10		
Tightening torque range (clamping screw)	1.2...2.4 Nm (M 4)		
Stripping length / Blade size	12 / 1.0 x 5.5 mm		

Note

Connections for 10-mm² stranded conductors require a tightening torque of 2 Nm.

Ordering data

Version	Type	Qty.	Order No.
500 V AC/DC	SAKS 1/35/G20	20	**0501620000**
With GL 230 V AC/DC			
With GL 115 V AC/DC			
With LED 48 V AC			
With LED 24 V AC			
With LED +- 24 V DC			
500 V AC/DC			

Note

Accessories

Screwable cross-connection	Type	current	Qty.	Order No.
2-pole	QL 2 SAKS1	36 A	50	**0191400000**
3-pole	QL 3 SAKS1	36 A	50	**0191500000**
4-pole	QL 4 SAKS1	36 A	20	**0191600000**
10-pole	QL 10 SAKS1	36 A	20	**0338800000**
End plate / Partition plate		**Width**		
Medium yellow	AP SAKS1+3 KRG	3 mm	20	**0191320000**

Marking systems (see assortment in catalogue 7)	
Marking tags	DEK 5/5

An M 3 x 6 mm screw, with order no. 0346200000, should be used for the cross-connection.

For detailed information on other accessories and applications, refer to the „Accessories“ section

SAKS 1/35 5x20 — 10 mm²

With LED or glow lamp



13 x 54 x 61
6.3 / 16
0.5...16

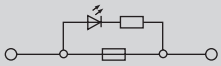

Technical data

Rated data	IEC	UL	CSA
Rated voltage	500		
Rated current	6.3		
Rated cross-section	10	AWG 22...8	AWG 26...10
Rated impulse voltage / Pollution severity		4 /	
Gauge to IEC 60947-1 / UL94 Flammability class		B6 / 5VA	
Approvals			
Clamped conductors (H05V/H07V)			
solid / stranded	0.5...16 / 1.5...10		
flexible / Stranded wire with end ferrules	0.5...10 / 0.5...10		
Tightening torque range (clamping screw)	1.2...2.4 Nm (M 4)		
Stripping length / Blade size	12 / 1.0 x 5.5 mm		

Note

Connections for 10-mm² stranded conductors require a tightening torque of 2 Nm.

Ordering data

Type	Qty.	Order No.
SAKS 1/35 G20 GL 230VAC	10	**0199920000**
SAKS 1/35 G20 GL 115VAC	10	**8068330000**
SAKS 1/35 G20 LD 48VAC	10	**0214020000**
SAKS 1/35 G20 LD 24VAC	10	**1111320000**
SAKS 1/35 G20 LD 24VDC	10	**0225820000**

Accessories

Type	Qty.	Order No.
Width		
AP SAKS1+3 KRG 3 mm	20	**0191320000**

DEK 5/5

SAKS 1/35 5x25 — 10 mm²



13 x 54 x 61
10 / 16
0.13...16



IEC	UL	CSA
500	300	600
10	6.3	10
10	AWG 22...8	AWG 26...10
	6 / 3	
	B6 / 5VA	

Rated connection
0.5...16 / 1.5...10
0.5...10 / 0.5...10
1.2...2.4 Nm (M 4)
12 / 1.0 x 5.5 mm

Connections for 10-mm² stranded conductors require a tightening torque of 2 Nm.

Type	Qty.	Order No.
SAKS 1/35/G25	20	**0501520000**

Type	current	Qty.	Order No.
QL 2 SAKS1	36 A	50	**0191400000**
QL 3 SAKS1	36 A	50	**0191500000**
QL 4 SAKS1	36 A	20	**0191600000**
QL 10 SAKS1	36 A	20	**0338800000**
	Width		
AP SAKS1+3 KRG	3 mm	20	**0191320000**

DEK 5/5

An M 3 x 6 mm screw, with order no. 0346200000, should be used for the cross-connection.

SAKS 1/35 5x25 — 10 mm²

With glow lamp



13 x 54 x 61
6.3 / 16
0.5...16

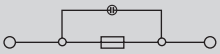

IEC	UL	CSA
500		
6.3		
10	AWG 22...8	AWG 26...10
	4 /	
	B6 / 5VA	

Rated connection
0.5...16 / 1.5...10
0.5...10 / 0.5...10
1.2...2.4 Nm (M 4)
12 / 1.0 x 5.5 mm

Connections for 10-mm² stranded conductors require a tightening torque of 2 Nm.

Type	Qty.	Order No.
SAKS 1/35 G25 GL 230VAC	10	**0198620000**

Type	Qty.	Order No.

Type	Qty.	Order No.
	Width	
AP SAKS1+3 KRG	3 mm	20 **0191320000**

DEK 5/5

SAKS 3/35 — 10 mm²



13 x 54 x 61
10 / 16
0.33...16



IEC	UL	CSA
500	300	600
10	10	10
10	AWG 22...8	AWG 22...10
	6 / 3	
	B6 / 5VA	

Rated connection
0.5...16 / 1.5...10
0.5...10 / 0.5...10
1.2...2.4 Nm (M 4)
12 / 1.0 x 5.5 mm

Type	Qty.	Order No.
SAKS 3/35 G/5X30 500V	20	**0328920000**
SAKS 3/35 GZ/6.3X32	20	**0667520000**

SAKS 3 1"x1/4" with a red cap available under 0667420000.

Type	Qty.	Order No.
	Width	
AP SAKS1+3 KRG	3 mm	20 **0191320000**

DEK 5/5

Fuse terminals

TS 35 / KrG

SAKS 2/35 — 10 mm²



SAKS 4/35 — 10 mm²

D 01-fuses

In hazardous area applications, the installation instructions and the rated data specifications for accessories given in the technical appendix must be followed.

Width/Length/height with TS35x7.5	mm	27.6 x 80 x 75	24 x 75 x 66
max. current / max. cond. cross-section	A/mm²	**10 / 16**	**16 / 16**
Max. clamping range	mm²	**0.33...16**	**0.33...16**





Technical data

Rated data		IEC 60947-7-3		
		IEC	UL	CSA
Rated voltage	V	500		600
Rated current	A	10		25
Rated cross-section	mm²	10		AWG 22...8
Rated impulse voltage / Pollution severity	kV/-		6 / 3	
Gauge to IEC 60947-1 / UL94 Flammability class			B6 / 5VA	
Approvals				
Clamped conductors (H05V/H07V)		**Rated connection**		
solid / stranded	mm²	0.5...16 / 0.5...10		
flexible / Stranded wire with end ferrules	mm²	0.5...10 / 0.5...10		
Tightening torque range (clamping screw)		1.2...2.4 Nm (M 4)		
Stripping length / Blade size	mm/-	12 / 1.0 x 5.5 mm		
Note		Connections for stranded conductors from 10 mm² and 7-wire AWG conductors require a tightening torque of 2 Nm.		

Rated data		IEC 60947-7-3		
		IEC	UL	CSA
Rated voltage	V	400		600
Rated current	A	16		30
Rated cross-section	mm²	10		AWG 22...8
Rated impulse voltage / Pollution severity	kV/-		6 / 3	
Gauge to IEC 60947-1 / UL94 Flammability class			B6 / 5VA	
Approvals				
Clamped conductors (H05V/H07V)		**Rated connection**		
solid / stranded	mm²	0.5...16 / 1.5...10		
flexible / Stranded wire with end ferrules	mm²	0.5...10 / 0.5...10		
Tightening torque range (clamping screw)		1.2...2.4 Nm (M 4)		
Stripping length / Blade size	mm/-	14 / 1.0 x 5.5 mm		
Note		Connections for stranded conductors from 10 mm² and 7-wire AWG conductors require a tightening torque of 2 Nm.		

Ordering data

Version	Type	Qty.	Order No.
Without LED	SAKS 2/35	20	**1368720000**
Note			

Version	Type	Qty.	Order No.
Without LED	SAKS 4/35	20	**0501820000**
Note			

Accessories

Screwable cross-connection	Type	current	Qty.	Order No.
2-pole	QL 2 SAKS2	47 A	20	**0207800000**
3-pole	QL 3 SAKS2	47 A	20	**0207900000**
4-pole	QL 4 SAKS2	47 A	20	**0208000000**
10-pole	QL 10 SAKS2	47 A	20	**0338900000**
Mounting screw	BFSC M4X9T		100	**0103300000**
Lock washer	SS M4 D 128-A 4		100	**0136400000**
Screw cover cap		**Width**		
SK	SK E16/SAKS2		25	**0284110000**
Gauge rings				
	P 16/10 RT SAKS2		100	**0208900000**
	P 16/16 GR SAKS2		100	**0209000000**
	P 16/20 BL SAKS2		100	**0209100000**
Fuse cartridges				
	E 16/10A RT TNDZ		25	**0208500000**
	E 16/16A GR TNDZ		25	**0208600000**
	E 16/20A BL TNDZ		25	**0208700000**
	E 16/25A GE TNDZ		25	**0208800000**

Screwable cross-connection	Type	current	Qty.	Order No.
2-pole	QL 2 SAKS4	36 A	20	**0328000000**
3-pole	QL 3 SAKS4	36 A	20	**0328100000**
4-pole	QL 4 SAKS4	36 A	20	**0328200000**
10-pole	QL 10 SAKS4	36 A	20	**0339000000**
Mounting screw	BFSC M4X9T		100	**0103300000**
Lock washer	SS M4 D 128-A 4		100	**0136400000**
Screw cover cap		**Width**		
SK	SK E14 SAKS4		20	**0339410000**
Gauge rings				
	P 14/2 D01 RS SAKS4		50	**0138000000**
	P 14/4 D01 BR SAKS4		50	**0138100000**
	P 14/10 D01 RT SAKS4		50	**0328700000**
	P 14/6 D01 GN SAKS4		50	**0328600000**
Fuse cartridges				
	E 14/2A RS		10	**0137400000**
	E 14/4A BR		10	**0137500000**
	E 14/6A GN		10	**0328300000**
	E 14/10A RT		10	**0328400000**
	E 14/16A GR		10	**0328500000**

Marking systems (see assortment in catalogue 7)		
Marking tags	DEK 5/5	DEK 5/5
For detailed information on other accessories and applications, refer to the „Accessories“ section		

SAKS 4/35 USA — 10 mm²

1 1/4“ x 1/4“



24 x 75 x 73
30 / 16
0.5...16



IEC	UL	CSA
400	600	600
16	30	30
10	AWG 20...8	AWG 22...8
	6 / 3	
	B6 / 5VA	

Rated connection
0.5...16 / 1.5...10
0.5...10 / 0.5...10
1.2...2.4 Nm (M 4)
14 / 1.0 x 5.5 mm

Connections for stranded conductors from 10 mm² and 7-wire AWG conductors require a tightening torque of 2 Nm.

Type	Qty.	Order No.
SAKS 4/35 USA	20	**0178220000**

Type	current	Qty.	Order No.
QL 2 SAKS4	36 A	20	**0328000000**
QL 3 SAKS4	36 A	20	**0328100000**
QL 4 SAKS4	36 A	20	**0328200000**
QL 10 SAKS4	36 A	20	**0339000000**
BFSC M4X9T		100	**0103300000**
SS M4 D 128-A 4		100	**0136400000**
	Width		
SK E14 SAKS4 USA		1	**2012790000**

DEK 5/5

SAKS 5/35 — 16 mm²

D 02 - fuse



28 x 80 x 66
63 / 16
1.5...16



IEC 60947-7-3

IEC	UL	CSA
400	600	600
63	40	63
16	AWG 14...6	AWG 14...6
	6 / 3	
	B7 / 5VA	

Rated connection
1.5...16 / 1.5...16
1.5...16 / 1.5...16
1.2...2.4 Nm (M 4)
13 / 1.0 x 5.5 mm

Connections for stranded conductors from 10 mm² and 7-wire AWG conductors require a tightening torque of 2 Nm.

Type	Qty.	Order No.
SAKS 5/35	20	**0502120000**

Type	current	Qty.	Order No.
QL 2 SAKS2	47 A	20	**0207800000**
QL 3 SAKS2	47 A	20	**0207900000**
QL 4 SAKS2	47 A	20	**0208000000**
QL 10 SAKS2	47 A	20	**0338900000**
BFSC M4X9T		100	**0103300000**
SS M4 D 128-A 4		100	**0136400000**
	Width		
SK E18 SAKS5		20	**0359310000**
P 18/20 D02 BL SAKS5		50	**0361800000**
P 18/25 D02 GE SAKS5		50	**0361900000**
P 18/35 D02 SW SAKS5		50	**0362000000**
P 18/50 D02 WS SAKS5		50	**0362100000**
E 18/20A BL		10	**0361300000**
E 18/25A GE		10	**0361400000**
E 18/50A WS		10	**0361600000**
E 18/63A KU		10	**0361700000**

DEK 5/5
Partition wall TW HP (2.0) order no. 0607000000 only for TS 32

Fuse inserts and gauge rings for Weidmüller fuse terminals

Fuse inserts

Technical data

Order data

for terminal type	Size (mm)	Rated voltage (V)	Rated current (A)	Type		Qty.	Order No.
G fuse inserts 5 x 20 **without** indicator acc. to IEC 60127-2 (VDE 0820 T.2 Bl [1])							
SAKS 1 SAKS 7 ASK 1 WSI 6	5 x 20 Breaking capacity 1500 A (at 250 V, 50 Hz, cos, cos φ 0.7)	250	0.1 0.2 0.25 0.5 0.63 1.0 1.6 2.0 2.5 3.15 4.0 5.0 6.3	(F) (F) (F) (F) (F) (F) (F) (F) (F) (F) (F) (F) (F)	G 20/0.10A/F G 20/0.20A/F G 20/0.25A/F G 20/0.50A/F G 20/0.63A/F G 20/1.00A/F G 20/1.60A/F G 20/2.00A/F G 20/2.50A/F G 20/3.15A/F G 20/4.00A/F G 20/5.00A/F G 20/6.30A/F	10 10 10 10 10 10 10 10 10 10 10 10 10	**0430300000** **0430400000** **0430500000** **0430600000** **0439000000** **0430700000** **0430800000** **0430900000** **0431000000** **0431100000** **0431200000** **0431300000** **0431400000**
			(M) = medium-delayed action (F) = fast				
G fuse inserts 5 x 25 **with** indicator acc. to DIN 41576 [1])							
SAKS 1 SAKS 7 WSI 6	5 x 25 m. K.[1]) Breaking capacity 80 A (at 250 V, 50 Hz, cos φ = 1)	250	0.25 0.5 0.8 1 10 2 4 6.3	(M) (M) (M) (M) (M)[5]) (F) (F) (F)	G 25/0.25A/M G 25/0.50A/M G 25/0.80A/M G 25/1.00A/M G 25/10.0A/M G 25/2.00A/F G 25/4.00A/F G 25/6.30A/F	10 10 10 10 10 10 10 10	**0546900000** **0510300000** **0646400000** **0265800000** **0193100000** **0192700000** **0192800000** **0192900000**
			M) = medium-delayed action (F) = fast				
Fuse inserts 1¼" x ¼" **without** indicator acc. to BS 88							
SAKS 3[2]) SAKS 6	33 kA Breaking capacity 33 kA fast E 0.5 A E 1 A E 2 A E 3 A E 5 A E 7 A E 10 A	440	0.5 1 2 3 5 7 10 12.5		GZ 0.5A/F GZ 1.0A/F GZ 2.0A GZ 3.0A GZ 5.0A GZ 7.0A GZ 10.0A GZ 12.5A/FF	10 10 10 10 10 10 10 10	**0533800000** **0525500000** **0294500000** **0295700000** **0294600000** **0295800000** **0293900000** **0245400000**
			(F) = fast (M) = miedium-delayed action				
D fuse inserts E 16 **with** indicator acc. to DIN 49360 (diazed)							
SAKS 2	E 10 A E 16 A E 20 A E 25 A	500	10 16 20 25		E 16/10A RT E 16/16A GR E 16/20A BL E 16/25A GE	25 25 25 25	**0208500000** **0208600000** **0208700000** **0208800000**
			F) = fast (M) = medium-delayed action				
D fuse inserts E 14 Size D 01 and E 18 size D 02 **with** indicator acc. to DIN 49522 (neozed)[3])							
SAKS 4 [4])	E 14/2 E 14/4 E 14/6 E 14/10 E 14/16	400	2 4 6 10 16		E 14/2A RS E 14/4A BR E 14/6A GN E 14/10A RT E 14/16A GR	10 10 10 10 10	**0137400000** **0137500000** **0328300000** **0328400000** **0328500000**
SAKS 5	E 18/20 E 18/25 E 18/35 E 18/50 E 18/63	400	20 25 35 50 63		E 18/20A BL E 18/25A GE E 18/35A SW E 18/50A WS E 18/63A KU	10 10 10 10 10	**0361300000** **0361400000** **0361500000** **0361600000** **0361700000**
			(F) = fast (M) = medium-delayed action				

Note: [1]) The SIBA company also supplies 5 x 25 G fuse inserts with indicators in a shipbuilding model for 450 V AC.
[2]) 5 x 30 (500 V AC) fuse inserts for SAKS 3 are available from the WICKMANN company
[3]) The LINDNER company also supplies neozed fuse cartridges in an additional shipbuilding mode for 440 V AC.
[4]) Fuse cartridges with the dimensions 1"x¼" ≙ 25.4x6.35 mm and 13/32"x1½" ≙ 10.3x38.1 mm are not included in product line.
[5]) Only for SAKS 1 and SAKS 7.

Gauge rings

Technical data

Order data

for terminal type	Gauge ring type	Amp.	Colour	Type	Qty.	Order No.
SAKS 4 and 4/35	P 14/2	2	pink	P 14/2D01 RS	50	**0138000000**
	P 14/4	4	brown	P 14/4D01 BR	50	**0138100000**
	P 14/6	6	green	P 14/6D01 GN	50	**0328600000**
	P 14/1	10	red	P 14/10D01 RT	50	**0328700000**
SAKS 5 and 5/35	P 18/20	20	blue	P 18/20D02 BL	50	**0361800000**
	P 18/25	25	yellow	P 18/25D02 GE	50	**0361900000**
	P 18/35	35	black	P 18/35D02 SW	50	**0362000000**
	P 18/50	50	white	P 18/50D02 WS	50	**0362100000**
SAKS 2 and 2/35	P 16/10	10	red	P 16/10 RT	100	**0208900000**
	P 16/16	16	grey	P 16/16 GR	100	**0209000000**
	P 16/20	20	blue	P 16/20 BL	100	**0209100000**

TS 35 / PA

These NT modular terminals are prescribed for insulation measurements without detaching the conductors according to VDE standards for places of public assembly.

In hazardous area applications, the installation instructions and the rated data specifications for accessories given in the technical appendix must be followed.

Width/Length/height with TS35x7.5	mm
max. current / max. cond. cross-section	A/mm²
Max. clamping range	mm²

NT 2.5/35 — 2.5 mm²



6 x 45 x 44
24 / 4
0.33...4

Technical data

IEC 60947-7-1

IEC	UL	CSA
400	300	300
24	20	25
2.5	AWG 22...12	AWG 22...12
	6 / 3	
	A3 / V2	

Rated connection
0.5...4 / 0.5...4
0.5...0.5 / 0.5...2.5
0.5...0.8 Nm (M 2.5)
10 / 0.6 x 3.5 mm

Tightening torque via disconnector is 0.5 ... 0.8 Nm.

Ordering data

Type	Qty.	Order No.
NT 2.5/35 10X3 BL	100	**0471780000**

Version: Blue

Note

Accessories

Type	Width	Qty.	Order No.
Support bracket for 10 x 3 (required every 20 cm)			
HP NT2.5 BL	1.5 mm	20	**0352080000**
Busbar 10 x 3 (140 A)			
SSCH 10X3X1000 CU/SN	10 mm	1	**0348900000**
Clamping yoke for power supply to 10 x 3 busbars			
ZB 4	5.6 mm	50	**0316500000**
ZB 16 ZKSC	10 mm	50	**0316600000**
ZB 35/M6X16	14 mm	20	**0266500000**

OK, Busbar up to OK, TS35 = 25,5 mm

Rigid / flexible 0,5 - 6 / 4 mm²
rigid / flexible 6 - 16 mm²
Flexible 16 - 35 mm²

Marking systems (see assortment in catalogue 7)
Marking tags

DEK 5/6

For detailed information on other accessories and applications, refer to the „Accessories“ section

Refer to the „Accessories“ section for PEN bridges and additional clamping-yoke versions. Use of twin wire-end ferrules on request.

NT 6/35 — 6 mm²



8 x 49 x 44
41 / 10
0.5...10

Technical data

IEC 60947-7-1

IEC	UL	CSA
400	300	300
41	40	40
6	AWG 22...8	AWG 20...10
	6 / 3	
	A5 / 5VA	

Rated connection
0.5...10 / 0.5...10
0.5...10 / 0.5...6
0.8...1.4 Nm (M 3.5)
12 / 0.8 x 4 mm

Tightening torque via disconnector is 0.5 ... 0.8 Nm.

Ordering data

Type	Qty.	Order No.
NT 6/35 10X3 KRG/BL	100	**0501470000**

Accessories

Type	Width	Qty.	Order No.
HP NT6/10 BL	1.5 mm	20	**0352880000**
SSCH 10X3X1000 CU/SN	10 mm	1	**0348900000**
ZB 4	5.6 mm	50	**0316500000**
ZB 16 ZKSC	10 mm	50	**0316600000**
ZB 35/M6X16	14 mm	20	**0266500000**

DEK 5/6

Refer to the „Accessories“ section for PEN bridges and additional clamping-yoke versions. Use of twin wire-end ferrules on request.

NT 10/35 — 10 mm²



10 x 45 x 44
57 / 16
0.5...16

IEC 60947-7-1

IEC	UL	CSA
400	300	300
57	50	50
10	AWG 14...8	AWG 14...8
	6 / 3	
	B6 / V2	

Rated connection
0.5...16 / 0.5...10
0.5...10 / 0.5...10
1.2...1.6 Nm (M 4)
12 / 1.0 x 5.5 mm

Tightening torque via disconnector is 0.5 ... 0.8 Nm. Fix 10 mm² stranded connection with 2 Nm tightening torque.

Type	Qty.	Order No.
NT 10/35 10X3 BL	50	**0471880000**

Type	Width	Qty.	Order No.
HP NT6/10 BL	1.5 mm	20	**0352880000**
SSCH 10X3X1000 CU/SN	10 mm	1	**0348900000**
ZB 4	5.6 mm	50	**0316500000**
ZB 16 ZKSC	10 mm	50	**0316600000**
ZB 35/M6X16	14 mm	20	**0266500000**

DEK 5/6

Refer to the „Accessories" section for PEN bridges and additional clamping-yoke versions. Use of twin wire-end ferrules on request.

NT 16/35 — 16 mm²



12 x 59.5 x 58
76 / 16
2.5...16

IEC 60947-7-1

IEC	UL	CSA
400	300	300
76	65	70
16	AWG 16...6	AWG 12...6
	6 / 3	
	B6 / V2	

Rated connection
2.5...16 / 2.5...10
2.5...16 / 2.5...2.5
1.2...1.6 Nm (M 4)
12 / 1.0 x 5.5 mm

Isolator can accommodate 0.8..1.4 Nm. 10 and 16 mm² stranded and AWG 8/7 connections are to be fixed with 2.4 Nm tightening torque.

Type	Qty.	Order No.
NT 16/35 10X3 BL	50	**0499280000**

Type	Width	Qty.	Order No.
HP NT16/10X3	2 mm	20	**1266380000**
SSCH 10X3X1000 CU/SN	10 mm	1	**0348900000**
ZB 4	5.6 mm	50	**0316500000**
ZB 16 ZKSC	10 mm	50	**0316600000**
ZB 35/M6X16	14 mm	20	**0266500000**

DEK 5/5

Refer to the „Accessories" section for PEN bridges and additional clamping-yoke versions. Use of twin wire-end ferrules on request.

Test-disconnect terminals

TS 35 / KrG

SAKT 1/LT — 6 mm²



SAKT 1/DU1 — 6 mm²



In hazardous area applications, the installation instructions and the rated data specifications for accessories given in the technical appendix must be followed.

Width/Length/height with TS35x7.5	mm	8 x 65 x 52.5	8 x 65 x 52.5
max. current / max. cond. cross-section	A/mm²	**57 / 10**	**57 / 10**
Max. clamping range	mm²	**0.13...10**	**0.13...10**



Technical data

Rated data		IEC 60947-7-1			IEC 60947-7-1		
		IEC	**UL**	**CSA**	**IEC**	**UL**	**CSA**
Rated voltage	V	400	300	300	400	300	300
Rated current	A	41	25	25	41	25	25
Rated cross-section	mm²	6	AWG 22...8	AWG 26...8	6	AWG 22...8	AWG 26...8
Rated impulse voltage / Pollution severity	kV/-	6 / 3			6 / 3		
Gauge to IEC 60947-1 / UL94 Flammability class		A5 / 5VA			A5 / 5VA		
Approvals							
Clamped conductors (H05V/H07V)		**Rated connection**			**Rated connection**		
solid / stranded	mm²	0.5...10 / 1.5...10			0.5...10 / 1.5...10		
flexible / Stranded wire with end ferrules	mm²	0.5...6 / 0.5...6			0.5...6 / 0.5...6		
Tightening torque range (clamping screw)		0.8...1.6 Nm (M 3.5)			0.8...1.6 Nm (M 3.5)		
Tightening torque range		0.5...0.8 Nm					
Stripping length / Blade size	mm/-	12 / 4.0 x 0.8 mm			12 / 4.0 x 0.8 mm		
Note		10 mm² stranded and AWG 8/7 connections are to be fixed with 1.6 Nm tightening torque.			10 mm² stranded and AWG 8/7 connections are to be fixed with 1.6 Nm tightening torque.		

Ordering data

Version	Type	Qty.	Order No.	Type	Qty.	Order No.
Without socket	SAKT 1/35/LT	50	**0105420000**			
With open rear wall for cross-connection				SAKT 1/35/DU1	50	**0105820000**
With 2 sockets	SAKT 1/35/LT STB	50	**0105620000**			
With 4 sockets						
Note						

Accessories

Screwable cross-connection	Type	current	Qty.	Order No.	Type	current	Qty.	Order No.
2-pole	QL 2 SAK6N	57 A	50	**0194300000**	QL 2 SAK6N	32 A	50	**0194300000**
3-pole	QL 3 SAK6N	57 A	50	**0194400000**	QL 3 SAK6N	57 A	50	**0194400000**
4-pole	QL 4 SAK6N	57 A	50	**0194500000**	QL 4 SAK6N	57 A	50	**0194500000**
10-pole	QL 10 SAK6N	57 A	20	**0338300000**	QL 10 SAK6N	32 A	20	**0338300000**
Connecting sleeve	VH 12/4.9/3.3 SAK6N		100	**0249000000**	VH 12/4.9/3.3 SAK6N		100	**0249000000**
Mounting screw	KISC M3X20 SAK10 CU5		100	**0377100000**	KISC M3X20 SAK10 CU5		100	**0377100000**
End plate / Partition plate		**Width**				**Width**		
Medium yellow	AP SAKB/C/T KRG	3 mm	20	**0146720000**	AP SAKB/C/T KRG	3 mm	20	**0146720000**
beige	TW SAKB/C/T1	1.5 mm	20	**0242960000**	TW SAKB/C/T1	1.5 mm	20	**0242960000**
Small partition								
Small partition	TSCH 2	0.6 mm	100	**0353660000**	TSCH 2	0.6 mm	100	**0353660000**
Cross-connection slider		**current**				**current**		
2-pole	QVS 2 SAKT1+2		20	**0307300000**	QVS 2 SAKT1+2	41 A	20	**0307300000**
3-pole	QVS 3 SAKT1+2		20	**0329300000**	QVS 3 SAKT1+2	41 A	20	**0329300000**
4-pole	QVS 4 SAKT1+2		20	**0307400000**	QVS 4 SAKT1+2	41 A	20	**0307400000**
Connecting sleeve for QVS	VH 19/6/4.2 SAKT1		50	**0318000000**	VH 19/6/4.2 SAKT1		50	**0318000000**
Mounting screw for QVS	BS 25 O.IH SAKT1		50	**0334700000**	BS 25 O.IH SAKT1		50	**0334700000**
Testing / Checking		**Width**				**Width**		
Test plug	PS 4 F.STB 4	7.6 mm	20	**0299600000**	PS 4 F.STB 4	7.6 mm	20	**0299600000**
Socket	STB 14/D6/4/M3 SAK10		50	**0169900000**	STB 14/D6/4/M3 SAK10		50	**0169900000**
Miscellaneous accessories								
Lockout device	SSP 3 SAKT1		100	**0531760000**	SSP 3 SAKT1		100	**0531760000**
Short-circuit plug, 2-pole	QS 2/8/4		20	**0270960000**	QS 2/8/4		20	**0270960000**

Marking systems	(see assortment in catalogue 7)		
Marking tags		DEK 5/6,5	DEK 5/6,5
For detailed information on other accessories and applications, refer to the „Accessories“ section		To safe the test sockets use the SDIZ-blade (see chapter Tools) or bits with pilots!	To safe the test sockets use the SDIZ-blade (see chapter Tools) or bits with pilots!

SAKT 1/QT — 6 mm²



8 x 65 x 52.5
57 / 10
0.13...10



IEC 60947-7-1

IEC	UL	CSA
400	300	300
41	25	25
6	AWG 22...8	AWG 26...8
	6 / 3	
	A5 / 5VA	

Rated connection
0.5...10 / 1.5...10
0.5...6 / 0.5...6
0.8...1.6 Nm (M 3.5)
0.5...0.8 Nm
12 / 4.0 x 0.8 mm

10 mm² stranded and AWG 8/7 connections are to be fixed with 1.6 Nm tightening torque.

Type	Qty.	Order No.
SAKT 1/35/QT2	50	**0124620000**
SAKT 1/35/QT1	50	**0105720000**

Type	current	Qty.	Order No.
QL 2 SAK6N	57 A	50	**0194300000**
QL 3 SAK6N	57 A	50	**0194400000**
QL 4 SAK6N	57 A	50	**0194500000**
QL 10 SAK6N	57 A	20	**0338300000**
VH 12/4.9/3.3 SAK6N		100	**0249000000**
KISC M3X20 SAK10 CU5		100	**0377100000**
	Width		
AP SAKB/C/T KRG	3 mm	20	**0146720000**
TW SAKB/C/T1	1.5 mm	20	**0242960000**
TSCH 2	0.6 mm	100	**0353660000**
	current		
QVS 2 SAKT1+2		20	**0307300000**
QVS 3 SAKT1+2		20	**0329300000**
QVS 4 SAKT1+2		20	**0307400000**
VH 19/6/4.2 SAKT1		50	**0318000000**
BS 25 O.IH SAKT1		50	**0334700000**
	Width		
PS 4 F.STB 4	7.6 mm	20	**0299600000**
STB 14/D6/4/M3 SAK10		50	**0169900000**
SSP 3 SAKT1		100	**0531760000**
QS 2/8/4		20	**0270960000**

DEK 5/6,5

To safe the test sockets use the SDIZ-blade (see chapter Tools) or bits with pilots!

SAKT 2/LT — 6 mm²



8 x 82 x 52.5
46 / 10
0.5...10



IEC 60947-7-1

IEC	UL	CSA
125	300	
41	25	
6	AWG 22...8	
	6 / 3	
	A5 / 5VA	

Rated connection
0.5...10 / 1.5...10
0.5...6 / 0.5...6
1.2...1.6 Nm (M 3.5)
0.5...0.8 Nm
12 / 4.0 x 0.8 mm

10 mm² stranded and AWG 8/7 connections are to be fixed with 1.6 Nm tightening torque.

Type	Qty.	Order No.
SAKT 2/35/LT/STB	50	**0105920000**
SAKT 2/35/LT 4STB	50	**0106020000**

Type	current	Qty.	Order No.
QL 2 SAK6N	32 A	50	**0194300000**
QL 3 SAK6N	57 A	50	**0194400000**
QL 4 SAK6N	57 A	50	**0194500000**
QL 10 SAK6N	32 A	20	**0338300000**
VH 12/4.9/3.3 SAK6N		100	**0249000000**
	Width		
TW SAKT2	2.5 mm	20	**0351820000**
TSCH 2	0.6 mm	100	**0353660000**
	current		
QVS 2 SAKT1+2	41 A	20	**0307300000**
QVS 3 SAKT1+2	41 A	20	**0329300000**
QVS 4 SAKT1+2	41 A	20	**0307400000**
VH 19/6/4.2 SAKT1		50	**0318000000**
BS 25 O.IH SAKT1		50	**0334700000**
	Width		
PS 4 F.STB 4	7.6 mm	20	**0299600000**
STB 14/D6/4/M3 SAK10		50	**0169900000**
SSP 3 SAKT1		100	**0531760000**
QS 2/8/4		20	**0270960000**

DEK 5/6,5

To safe the test sockets use the SDIZ-blade (see chapter Tools) or bits with pilots!

SAKT 4/35/LT — 4 mm²



6 x 57.2 x 40
41 / 6
0.13...6



IEC 60947-7-1

IEC	UL	CSA
400	300	300
32	20	20
4	AWG 22...12	AWG 26...10
	6 / 3	
	A3 / 5VA	

Rated connection
0.5...6 / 1.5...4
0.5...4 / 0.5...4
0.4...0.7 Nm (M 2.5)
0.4...0.7 Nm
10 / 0.6 x 3.5 mm

Two conductors with the same cross-section can be accommodated. 1.5 mm² solid and 0.5...1.5 mm² flexible

Type	Qty.	Order No.
SAKT 4/35/LT O.STB	50	**1272420000**
SAKT 4/35/LT STB2.0	50	**1272520000**

Type	current	Qty.	Order No.
QL 2 SAK2.5	41 A	100	**0155900000**
QL 3 SAK2.5	41 A	100	**0156000000**
QL 4 SAK2.5	41 A	50	**0156100000**
QL 10 SAK2.5	41 A	20	**0338100000**
VH 8/4.9/3.3 SAK2.5		100	**0266700000**
KISC M3X15/6 SAK2.5 CU5		100	**0377200000**
	Width		
TW AST1/PA HP/DBR/0.5	0.5 mm	20	**0474700000**
TSCH 2	0.6 mm	100	**0353660000**
	current		
QVS 2/4 SAKT4		20	**1319260000**
VH 16/5/3.5 SAK10-35		50	**0309700000**
BFSC M3X22 SAKT4		50	**1319900000**
	Width		
PS 2.0 OR	5.4 mm	20	**0293800000**
STB 8.5/D4.5/2/M3 SAKT4		50	**0244600000**
SSP 4 SAKT4		20	**1319360000**

DEK 5/6,5

To safe the test sockets use the SD-blade or bits with pilots!

Terminals for temperature measuring circuits

TS 35 / PA

Busbars made from thermocouple materials according to DIN IEC 584

DK 4 Q/TC

4 mm²



In hazardous area applications, the installation instructions and the rated data specifications for accessories given in the technical appendix must be followed.

Width/Length/height with TS35x7.5	mm	6 x 54 x 59.5
max. current / max. cond. cross-section	A/mm²	**/ 4**
Max. clamping range	mm²	**...4**

Technical data

IEC 60947-7-1 / IEC 60584

		IEC	UL	CSA
Rated data				
Rated voltage	V			
Rated current	A			
Rated cross-section	mm²	4		
Rated impulse voltage / Pollution severity	kV/-			
Gauge to IEC 60947-1 / UL94 Flammability class			A3 / V2	
Approvals				
Clamped conductors (H05V/H07V)		**Rated connection**		
solid / stranded	mm²	0.5...4 / 1.5...4		
flexible / Stranded wire with end ferrules	mm²	0.5...4 / 0.5...2.5		
Tightening torque range (clamping screw)		0.5...1.0 Nm (M 3)		
Stripping length / Blade size	mm/-	9 / 0.6 x 3.5 mm		
Note				

Ordering data

Version	Type	Qty.	Order No.
(NiCr - Ni) type K	DK 4Q/35/TC TYP K	100	**1284160000**
(Cu - CuNi) type T	DK 4Q/35/TC TYP T	100	**1285660000**
(Fe-CuNi) type J	DK 4Q/35/TC TYP J	100	**1284060000**
Note			

Accessories

End plate / Partition plate	Type	Width	Qty.	Order No.
beige	AP DK4Q	1.5 mm	20	**1397160000**
beige	TW SAKS2 HP/DBR/2	2 mm	20	**0607000000**
Dark beige Wemid	WTW EN	3 mm	20	**1058800000**

Marking systems	(see assortment in catalogue 7)	
Marking tags		DEK 5/6
For detailed information on other accessories and applications, refer to the „Accessories“ section		

Weidmüller thermocouple terminals are specially designed for the transmission of very small voltages in temperature measuring circuits. Special current bars ensure that no false signals are transmitted within the terminal when temperature differences between the positive and negative paths exist. This high measuring precision is required, for example, in aircraft engine test rigs, complicated chemical processes, controllers, etc.

- Material of current bar corresponds to thermal and compensating conductors
- Clear thermocouple marking
- 2-pole blocks per thermocouple
- Modular width 10 mm

Configuration of a temperature measuring circuit

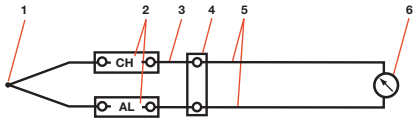

1 Thermocouple (sensor)
2 Thermocouple terminals
3 Compensating conductor
4 Reference junction
5 Supply and return conductors
6 Measuring instrument

The thermocouple terminals shown in this measuring circuit are used for the thermoelectrical transmission of the thermoelectric voltage from the thermocouple to the reference junction and the indicator unit via the compensating conductor. Thermocouple terminals are required for constructing a temperature measuring circuit.

Technical data

Thermocouples to IEC 584 (DIN 43 710)

	Terminal	Busbar material trade name
a) Type J		
Fe (positive leg)		Iron
CuNi (negative leg)		Constantan
b) Type T		
Cu (positive leg)		Copper
CuNi (negative leg)		Constantan
c) Type K		
NiCr (positive leg)		Chromel
Ni (negative leg)		Alumel

Terminals with screw-less connections

With tab connection
TS 35 / PA

	AST 1 / 35	AST 3/35
	2.5 mm²	**2.5 mm²**





In hazardous area applications, the installation instructions and the rated data specifications for accessories given in the technical appendix must be followed.

		AST 1 / 35	AST 3/35
Width/Length/height with TS35x7.5	mm	6.5 x 58 x 46	6.5 x 40 x 40.1
max. current / max. cond. cross-section	A/mm²	**20 / 2.5**	**20 / 2.5**
Max. clamping range	mm²	**0.5...2.5**	**...2.5**

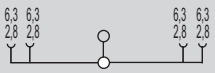

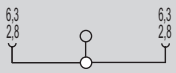

Technical data

IEC 60947-7-1 / IEC 61210

Rated data		IEC	UL	CSA
Rated voltage	V	500	600	300
Rated current	A	20	13	16
Rated cross-section	mm²	2.5		
Rated impulse voltage / Pollution severity	kV/-		6 / 3	
Gauge to IEC 60947-1 / UL94 Flammability class			/ V2	
Approvals				
Clamped conductors (H05V/H07V)				
solid / stranded	mm²			
flexible / Stranded wire with end ferrules	mm²	0.5...2.5		
Tightening torque range (clamping screw)				
Stripping length / Blade size	mm/-			
Note		The rated voltage is 800 V when using a cable-lug (flat) connector with IH 6.3 insulating sleeves.		

IEC 60947-7-1 / IEC 61210

Rated data		IEC	UL	CSA
Rated voltage	V	500	300	300
Rated current	A	20	13	16
Rated cross-section	mm²	2.5		
Rated impulse voltage / Pollution severity	kV/-		6 / 3	
Gauge to IEC 60947-1 / UL94 Flammability class			/ V2	
Approvals				
Clamped conductors (H05V/H07V)				
solid / stranded	mm²			
flexible / Stranded wire with end ferrules	mm²	0.5...2.5		
Tightening torque range (clamping screw)				
Stripping length / Blade size	mm/-			
Note		Cable-lug connections should be fitted with insulating sleeves. 20 A with F 6.3 or 2 x F 2.8		

Ordering data

Version		Type	Qty.	Order No.
	Slotted	AST 1/35 6.3/2.8	50	**0699660000**
	Not slit	AST 1/35 6.3	50	**0664860000**
Note		Cable-lug connections should be connected with insulating sleeves. 20 A with F 6.3 or 2 x F 2.8		

Version		Type	Qty.	Order No.
	Slotted	AST 3/35 6.3/2.8	100	**0460360000**
	Not slit	AST 3/35 6.3	100	**0479360000**

Accessories

Screwable cross-connection		Type	current	Qty.	Order No.
	2-pole	Q 2 SAK4	41 A	50	**0336700000**
	3-pole	Q 3 SAK4	41 A	50	**0336800000**
	4-pole	Q 4 SAK4	41 A	50	**0336900000**
	10-pole	Q 10 SAK4	41 A	20	**0368800000**
Plug-in adapter					
	2-pole				
	3-pole				
	4-pole				
	5-pole				
	8-pole				
End plate / Partition plate			**Width**		
	beige	AP AST1+5 DB	1.5 mm	20	**0266400000**
	Medium yellow				
	beige	TW SAKS2 HP/DBR/2	2 mm	20	**0607000000**
Small partition					
	Small partition	TSCH 1	2 mm	100	**0319160000**
Testing / Checking					
	Test plug	PS 2.3 RT	5.4 mm	20	**0180400000**
	Socket	STB 14/D5/2.3/M3 SAK2.5		50	**0168600000**
Insulating sleeve					
	2,8	IH 2.8 DB		100	**0386060000**
	6,3	IH 6.3 WEM GE		100	**0386260000**

Screwable cross-connection		Type	current	Qty.	Order No.
	2-pole	Q 2 SAK4	41 A	50	**0336700000**
	3-pole	Q 3 SAK4	41 A	50	**0336800000**
	4-pole	Q 4 SAK4	41 A	50	**0336900000**
	10-pole	Q 10 SAK4	41 A	20	**0368800000**
Plug-in adapter			**Width**		
	2-pole	STA 2.5/2		100	**0165860000**
	3-pole	STA 2.5/3		50	**0165960000**
	4-pole	STA 2.5/4		50	**0190360000**
	5-pole	STA 2.5/5		50	**0166060000**
	8-pole	STA 2.5/8		50	**0166160000**
End plate / Partition plate					
	beige				
	Medium yellow	AP AST3+4 KRG	3 mm	20	**0298120000**
	beige	TW 4 SAK4-10	1.5 mm	20	**0130160000**
Small partition					
	Small partition	TSCH 1	2 mm	100	**0319160000**
Testing / Checking					
	Test plug	PS 2.3 RT	5.4 mm	20	**0180400000**
	Socket	STB 14/D5/2.3/M3 SAK2.5		50	**0168600000**
Insulating sleeve					
	2,8	IH 2.8 DB		100	**0386060000**
	6,3	IH 6.3 WEM GE		100	**0386260000**

Marking systems	(see assortment in catalogue 7)		
	Marking tags	DEK 5/6	DEK 5/6
For detailed information on other accessories and applications, refer to the „Accessories“ section			Pluggable adapter STA 2,5/2 - STA 2,5/8 only for PA - Version.

AST 4/35 — 2.5 mm²



6.2 x 40 x 40.1
20 / 4
0.2...4

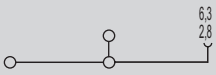

IEC 60947-7-1 / IEC 61210

IEC	UL	CSA
500	300	300
20	13	16
2.5	AWG 22...12	AWG 24...12
	6 / 3	
	A3 / V2	

Rated connection
0.5...4 / 1.5...2.5
0.5...2.5 / 0.5...2.5
0.4...0.7 Nm (M 2.5)
9 / 0.6 x 3.5 mm

The rated voltage is 800 V when using a cable-lug (flat) connector with IH 6.3 insulating sleeves.

Type	Qty.	Order No.
AST 4/35 SF 6.3/2.8	100	**0460460000**
AST 4/35 SF 6.3	100	**0479460000**

Cable-lug connections should be connected with insulating sleeves. 20 A with F 6.3 or 2 x F 2.8

Type	current	Qty.	Order No.
Q 2 SAK4	41 A	50	**0336700000**
Q 3 SAK4	41 A	50	**0336800000**
Q 4 SAK4	41 A	50	**0336900000**
Q 10 SAK4	41 A	20	**0368800000**
	Width		
STA 2.5/2		100	**0165860000**
STA 2.5/3		50	**0165960000**
STA 2.5/4		50	**0190360000**
STA 2.5/5		50	**0166060000**
STA 2.5/8		50	**0166160000**
AP SAK2.5/35 + AST3+4	1.5 mm	20	**0460560000**
TW 4 SAK4-10	1.5 mm	20	**0130160000**
TSCH 1	2 mm	100	**0319160000**
PS 2.3 RT	5.4 mm	20	**0180400000**
STB 14/D5/2.3/M3 SAK2.5		50	**0168600000**
IH 2.8 DB		100	**0386060000**
IH 6.3 WEM GE		100	**0386260000**

DEK 5/6

Pluggable adapter STA 2,5/2 - STA 2,5/8 only for PA - Version.

AST 5/35 — 4 mm²



6.5 x 58 x 46
20 / 6
0.2...6

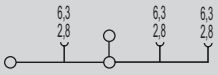

IEC 60947-7-1 / IEC 61210

IEC	UL	CSA
500	300	300
20	13	16
4	AWG 22...12	AWG 24...12
	6 / 3	
	A4 / V2	

Rated connection
0.5...6 / 1.5...2.5
0.5...4 / 0.5...4
0.5...1.0 Nm (M 3)
12 / 0.6 x 3.5 mm

The rated voltage is 800 V when using a cable-lug (flat) connector with IH 6.3 insulating sleeves.

Type	Qty.	Order No.
AST 5/35 SF 6.3/2.8	50	**0664960000**

Cable-lug connections should be connected with insulating sleeves. 20 A with F 6.3 or 2 x F 2.8

Type	current	Qty.	Order No.
Q 2 SAK4	41 A	50	**0336700000**
Q 3 SAK4	41 A	50	**0336800000**
Q 4 SAK4	41 A	50	**0336900000**
Q 10 SAK4	41 A	20	**0368800000**
	Width		
AP AST1+5 DB	1.5 mm	20	**0266400000**
TW AST1/PA HP/DBR/0.5	0.5 mm	20	**0474700000**
PS 2.3 RT	5.4 mm	20	**0180400000**
STB 14/D5/2.3/M3 SAK2.5		50	**0168600000**
IH 2.8 DB		100	**0386060000**
IH 6.3 WEM GE		100	**0386260000**

DEK 5/6,5

SAK 4 S/35 — 4 mm²



6.5 x 40 x 49.5
20 / 6
0.13...6

IEC 60947-7-1 / IEC 61210

IEC	UL	CSA
500	600	300
20	13	13
4	AWG 26...12	AWG 26...12
	6 / 3	
	A4 / V2	

Rated connection
0.5...6 / 1.5...4
0.5...4 / 0.5...4
0.5...1.0 Nm (M 3)
12 / 0.6 x 3.5 mm

The rated voltage is 800 V when using a cable-lug (flat) connector with IH 6.3 insulating sleeves.

Type	Qty.	Order No.
SAK 4 S/35 6.3/2.8	100	**0630360000**

Cable-lug connections should be connected with insulating sleeves. 20 A with F 6.3 or 2 x F 2.8

Type	current	Qty.	Order No.
QL 2 SAK4	32 A	100	**0130600000**
QL 3 SAK4	32 A	100	**0130700000**
QL 4 SAK4	32 A	50	**0130800000**
QL 10 SAK4	32 A	20	**0338200000**
	Width		
AP SAK4-10	1.5 mm	20	**0117960000**
TW 4 SAK4-10	1.5 mm	20	**0130160000**
PS 2.3 RT	5.4 mm	20	**0180400000**
STB 14/D5/2.3/M3 SAK2.5		50	**0168600000**
IH 2.8 DB		100	**0386060000**
IH 6.3 WEM GE		100	**0386260000**

DEK 5/6,5

With tab connection
TS 35 / PA

		SAK 4 SS/35	2.5 mm²	DK 4 SS/35	2.5 mm²
					
In hazardous area applications, the installation instructions and the rated data specifications for accessories given in the technical appendix must be followed.					
Width/Length/height with TS35x7.5	mm	6.5 x 40 x 49.5	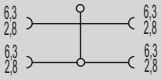	6 x 54 x 60.5	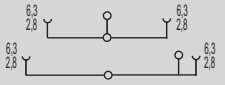
max. current / max. cond. cross-section	A/mm²	**20 / 2.5**		**20 / 2.5**	
Max. clamping range	mm²	**0.5...2.5**		**0.5...2.5**	

Technical data

		IEC 60947-7-1 / IEC 61210		
Rated data		**IEC**	**UL**	**CSA**
Rated voltage	V	500	600	300
Rated current	A	20	13	13
Rated cross-section	mm²	2.5	AWG 26...12	AWG 26...12
Rated impulse voltage / Pollution severity	kV/-		6 / 3	
Gauge to IEC 60947-1 / UL94 Flammability class			/ V2	
Approvals				
Clamped conductors (H05V/H07V)		**Rated connection**		
solid / stranded	mm²			
flexible / Stranded wire with end ferrules	mm²	0.5...2.5		
Tightening torque range (clamping screw)				
Stripping length / Blade size	mm/-			
Note		The rated voltage is 800 V when using a cable-lug (flat) connector with IH 6.3 insulating sleeves.		

		IEC 60947-7-1 / IEC 61210		
Rated data		**IEC**	**UL**	**CSA**
Rated voltage	V	400	300	300
Rated current	A	20	10	10
Rated cross-section	mm²	2.5	AWG 22...12	AWG 22...12
Rated impulse voltage / Pollution severity	kV/-		4 / 3	
Gauge to IEC 60947-1 / UL94 Flammability class			/ V2	
Approvals				
Clamped conductors (H05V/H07V)		**Rated connection**		
solid / stranded	mm²			
flexible / Stranded wire with end ferrules	mm²	0.5...2.5		
Tightening torque range (clamping screw)				
Stripping length / Blade size	mm/-			
Note		Cable-lug connections should be fitted with insulating sleeves. 20 A with F 6.3 and 2 x F 2.8		

Ordering data

Version	**Type**	**Qty.**	**Order No.**
Slotted	SAK 4 SS/35 6.3/2.8	100	**0630460000**
Not slit			
Note	Cable-lug connections should be connected with insulating sleeves. 20 A with F 6.3 or 2 x F 2.8		

Version	**Type**	**Qty.**	**Order No.**
Slotted	DK 4SS/35 FF 4X6.3/2.8	100	**0217160000**
Not slit			
Note			

Accessories

Screwable cross-connection	**Type**	**current**	**Qty.**	**Order No.**
2-pole	QL 2 SAK4	32 A	100	**0130600000**
3-pole	QL 3 SAK4	32 A	100	**0130700000**
4-pole	QL 4 SAK4	32 A	50	**0130800000**
10-pole	QL 10 SAK4	32 A	20	**0338200000**
Plug-in adapter				
2-pole				
3-pole				
4-pole				
5-pole				
8-pole				
End plate / Partition plate		**Width**		
beige	AP SAK4-10	1.5 mm	20	**0117960000**
Medium yellow				
beige	TW 4 SAK4-10	1.5 mm	20	**0130160000**
Small partition				
Small partition				
Testing / Checking				
Test plug				
Socket				
Insulating sleeve				
2,8	IH 2.8 DB		100	**0386060000**
6,3	IH 6.3 WEM GE		100	**0386260000**

Screwable cross-connection	**Type**	**current**	**Qty.**	**Order No.**
2-pole	Q 2 AKZ4	32 A	50	**0336400000**
3-pole	Q 3 AKZ4	32 A	50	**0336500000**
4-pole	Q 4 AKZ4	32 A	50	**0336600000**
10-pole	Q 10 AKZ4	32 A	20	**0368600000**
Plug-in adapter				
2-pole				
3-pole				
4-pole				
5-pole				
8-pole				
End plate / Partition plate		**Width**		
beige	AP DK4S		20	**0631360000**
Medium yellow				
beige				
Small partition				
Small partition	TSCH 6 DKI S4	5 mm	100	**0190260000**
Testing / Checking				
Test plug	PS 2.3 RT	5.4 mm	20	**0180400000**
Socket	STB 8.5/D4/2.3/M2.5 AKZ		50	**0215700000**
Insulating sleeve				
2,8	IH 2.8 DB		100	**0386060000**
6,3	IH 6.3 WEM GE		100	**0386260000**

Marking systems	(see assortment in catalogue 7)		
Marking tags		DEK 5/6,5	DEK 5/6
For detailed information on other accessories and applications, refer to the „Accessories“ section			

DK 4 S

4 mm²



6 x 54 x 59.5
20 / 4
0.33...4

IEC 60947-7-1 / IEC 61210

IEC	UL	CSA
400	300	300
10	10	10
4	AWG 22...12	AWG 22...12
	6 / 3	
	A3 / V2	

Rated connection

0.5...4 / 1.5...4
0.5...4 / 0.5...2.5
0.5...0.8 Nm (M 3)
8 / 0.6 x 3.5 mm

Cable-lug connections should be fitted with insulating sleeves. 20 A supplied via F 6.3 or 2 x F 2.8.

Type	Qty.	Order No.
DK 4S/35 SF 6.3/2.8	100	**0686660000**

Type	current	Qty.	Order No.
Q 2 AKZ4	32 A	50	**0336400000**
Q 3 AKZ4	32 A	50	**0336500000**
Q 4 AKZ4	32 A	50	**0336600000**
Q 10 AKZ4	32 A	20	**0368600000**

	Width		
AP DK4S		20	**0631360000**
TSCH 6 DKI S4	5 mm	100	**0190260000**
PS 2.3 RT	5.4 mm	20	**0180400000**
STB 8.5/D4/2.3/M2.5 AKZ		50	**0215700000**
IH 2.8 DB		100	**0386060000**
IH 6.3 WEM GE		100	**0386260000**

DEK 5/6

with solder connection TS 35 / PA

SAK 2.5 LL — 1.5 mm²

solder connection both sides



In hazardous area applications, the installation instructions and the rated data specifications for accessories given in the technical appendix must be followed.

Width/Length/height with TS35x7.5	mm	6 x 55 x 46.5
max. current / max. cond. cross-section	A/mm²	**17.5 / 1.5**
Max. clamping range	mm²	**0.13...1.5**

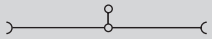

Technical data

IEC 60947-7-1 / IEC 60068-2-20

Rated data	IEC	UL	CSA
Rated voltage	250		300
Rated current	17.5		10
Rated cross-section	1.5		AWG 26...12
Rated impulse voltage / Pollution severity			4 / 3
Gauge to IEC 60947-1 / UL94 Flammability class			/ V2
Approvals			

Clamped conductors (H05V/H07V)	Rated connection
solid / stranded mm²	0.5...1.5
flexible / Stranded wire with end ferrules mm²	0.5...1.5
Tightening torque range (clamping screw)	
Stripping length / Blade size mm/-	

Note	
	Solder connection both sides with max. 1.5 mm² conductor

Ordering data

Version	Type	Qty.	Order No.
beige	SAK 2.5/35 LL	100	**0567260000**

Note

Accessories

Screwable cross-connection	Type	current	Qty.	Order No.
10-pole	Q 10 SAK2.5	41 A	20	**0368700000**
2-pole	Q 2 SAK2.5	41 A	50	**0337000000**
3-pole	Q 3 SAK2.5	41 A	50	**0337100000**
4-pole	Q 4 SAK2.5	41 A	50	**0337200000**
Testing / Checking		**Width**		
Socket	STB 8.5/5/2.3/M3 SAK2.5		50	**0280600000**
Test plug	PS 2.3 RT	5.4 mm	20	**0180400000**
End plate / Partition plate				
beige	AP SAK2.5	1.5 mm	20	**0279560000**
Blue	AP SAK2.5 BL	1.5 mm	20	**0279580000**
beige	TW SAK2.5	2.5 mm	20	**0302860000**
Tropical applications	TW SAK2.5 HP/TF/GE/1	1 mm	20	**0297100000**
Small partition				
Small partition	TSCH 1	2 mm	100	**0319160000**
Cover / warning label				
Cover / warning label	AD 4 AKZ4		50	**0303400000**
Mounting screw (plastic)	BFSC M3X22 PA/RT		100	**0128900000**

Marking systems (see assortment in catalogue 7)	
Marking tags	DEK 5/6

For detailed information on other accessories and applications, refer to the „Accessories“ section

TS 35 / KrG

SAKG 32 I — 50 mm²

In hazardous area applications, the installation instructions and the rated data specifications for accessories given in the technical appendix must be followed.

Width/Length/height with TS35x7.5	mm	32 x 87 x 84.5
max. current / max. cond. cross-section	A/mm²	**192 / 70**
Max. clamping range	mm²	**10...70**

Technical data

Rated data		
Rated voltage	V	1000
Rated current	A	150
Rated cross-section	mm²	50
Rated impulse voltage / Pollution severity	kV/-	8 / 3
Gauge to IEC 60947-1 / UL94 Flammability class		B11 / 5VA
Approvals		
Clamped conductors (H05V/H07V)		**Rated connection**
solid / stranded	mm²	10...16 / 10...70
flexible / Stranded wire with end ferrules	mm²	10...70 / 10...70
Tightening torque range (clamping screw)		6.0...12 Nm (M 8)
Stripping length / Blade size	mm/-	26 /

IEC 60947-1

IEC	UL	CSA
1000	600	600
150	165	170
50	AWG 6...3/0	AWG 1...2/0

Note

Ordering data

Version	
	Medium yellow
Note	

Type	Qty.	Order No.
SAKG 32/35 I	10	**0637120000**

Accessories

Screwable cross-connection				
	2-pole	QL 2 SAKG32+70	150 A	5	**0194000000**
	3-pole	QL 3 SAKG32+70	150 A	5	**0441500000**
	4-pole	QL 4 SAKG32+70	150 A	5	**0441600000**
End plate / Partition plate			**Width**		
	dark brown	EP 2 SAKG46/35 HP/DBR	2 mm	10	**0180700000**
	Tropical applications	EP 2 SAKG46/35 HP/TF/GE	2 mm	10	**0180800000**
	dark brown	TW SAKG46 HP/DBR/2	2 mm	10	**0177100000**
	Tropical applications	TW SAKG46 HP/TF/GE/2	2 mm	10	**0179900000**
Cover / warning label					
	Cover / warning label	AH 32 SAKG32	30 mm	5	**0326760000**

Marking systems	(see assortment in catalogue 7)	
	Marking tags	DEK 5/5
For detailed information on other accessories and applications, refer to the „Accessories“ section		

TS 35 / KrG

SAKG 32 II — 50 mm²

SAKG 32 II G — 50 mm²



In hazardous area applications, the installation instructions and the rated data specifications for accessories given in the technical appendix must be followed.

Width/Length/height with TS35x7.5	mm	32 x 80 x 53	32 x 80 x 53
max. current / max. cond. cross-section	A/mm²	**192 / 70**	**192 / 70**
Max. clamping range	mm²	**10...70**	**10...70**

Technical data

Rated data		IEC 60947-7-1		
		IEC	UL	CSA
Rated voltage	V	1000	600	600
Rated current	A	150	200	170
Rated cross-section	mm²	50	AWG 6...3/0	AWG 1...2/0
Rated impulse voltage / Pollution severity	kV/-	8 / 3		
Gauge to IEC 60947-1 / UL94 Flammability class		/ 5VA		
Approvals				
Clamped conductors (H05V/H07V)		**Rated connection**		
solid / stranded	mm²			
flexible / Stranded wire with end ferrules	mm²			
Tightening torque range (clamping screw)		6.0...12 Nm (M 8)		
Stripping length / Blade size	mm/-			
Note		Conductor connection with cable lugs according to DIN 46234 and DIN 46235, from 10 .. 70 mm²		

Rated data		IEC 60947-7-1		
		IEC	UL	CSA
Rated voltage	V	1000	600	600
Rated current	A	150	200	170
Rated cross-section	mm²	50	AWG 6...3/0	AWG 1...2/0
Rated impulse voltage / Pollution severity	kV/-	8 / 3		
Gauge to IEC 60947-1 / UL94 Flammability class		/ 5VA		
Approvals				
Clamped conductors (H05V/H07V)		**Rated connection**		
solid / stranded	mm²			
flexible / Stranded wire with end ferrules	mm²			
Tightening torque range (clamping screw)		6.0...12 Nm (M 8)		
Stripping length / Blade size	mm/-			
Note		Conductor connection with cable lugs according to DIN 46234 and DIN 46235, from 10 .. 70 mm²		

Ordering data

Version		Type	Qty.	Order No.
	Medium yellow	SAKG 32/35 II	10	**0637320000**
Note				

Type	Qty.	Order No.
SAKG 32/35 II/GW	10	**0637420000**

Accessories

Screwable cross-connection		Type	current	Qty.	Order No.
	2-pole	QL 2 SAKG32+70	150 A	5	**0194000000**
	3-pole	QL 3 SAKG32+70	150 A	5	**0441500000**
	4-pole	QL 4 SAKG32+70	150 A	5	**0441600000**
End plate / Partition plate			**Width**		
	dark brown	EP 2 SAKG46/35 HP/DBR	2 mm	10	**0180700000**
	Tropical applications	EP 2 SAKG46/35 HP/TF/GE	2 mm	10	**0180800000**
	dark brown	TW SAKG46 HP/DBR/2	2 mm	10	**0177100000**
	Tropical applications	TW SAKG46 HP/TF/GE/2	2 mm	10	**0179900000**
Cover / warning label					
	Cover / warning label	AH 32 SAKG32	30 mm	5	**0326760000**

Type	current	Qty.	Order No.
QL 2 SAKG32+70	150 A	5	**0194000000**
QL 3 SAKG32+70	150 A	5	**0441500000**
QL 4 SAKG32+70	150 A	5	**0441600000**
	Width		
EP 1 SAKG32/35 HP/DBR	2 mm	10	**0180500000**
EP 1 SAKG32/35 HP/TF/GE	2 mm	10	**0180600000**
TW SAKG28 HP/DBR/2	2 mm	10	**0151400000**
TW SAKG28 HP/TF/GE/2	2 mm	10	**0164600000**
AH 32 SAKG32	30 mm	5	**0326760000**

Marking systems	(see assortment in catalogue 7)		
	Marking tags	DEK 5/5	DEK 5/5
For detailed information on other accessories and applications, refer to the „Accessories“ section			

TS 35 / KrG

In hazardous area applications, the installation instructions and the rated data specifications for accessories given in the technical appendix must be followed.

Width/Length/height with TS35x7.5	mm
max. current / max. cond. cross-section	A/mm²
Max. clamping range	mm²

SAKG 32 III — 50 mm²

32 x 94 x 84.5
192 / 70
10...70

SAKG 70 II G — 70 mm²

32 x 84 x 51.4
192 / 95
10...95

Technical data

Rated data		IEC 60947-7-1		
		IEC	UL	CSA
Rated voltage	V	1000	600	600
Rated current	A	150	165	185
Rated cross-section	mm²	50	AWG 6...3/0	AWG 1...2/0
Rated impulse voltage / Pollution severity	kV/-	8 / 3		
Gauge to IEC 60947-1 / UL94 Flammability class		B11 / 5VA		
Approvals				
Clamped conductors (H05V/H07V)		**Rated connection**		
solid / stranded	mm²	10...16 / 10...70		
flexible / Stranded wire with end ferrules	mm²	10...70 / 10...70		
Tightening torque range (clamping screw)		6.0...12 Nm (M 8)		
Stripping length / Blade size	mm/-	26 /		
Note		A tightening torque of 12 Nm must be applied to 50 - 70 mm² stranded and AWG 2 - 3/0 7-core connections.		

Rated data		IEC 60947-7-1		
		IEC	UL	CSA
Rated voltage	V	1000		600
Rated current	A	192		200
Rated cross-section	mm²	70	AWG 6...3/0	AWG 2/0...4/0
Rated impulse voltage / Pollution severity	kV/-	8 / 3		
Gauge to IEC 60947-1 / UL94 Flammability class		/ 5VA		
Approvals				
Clamped conductors (H05V/H07V)		**Rated connection**		
solid / stranded	mm²	10...16		
flexible / Stranded wire with end ferrules	mm²			
Tightening torque range (clamping screw)		6.0...12 Nm (M 8)		
Stripping length / Blade size	mm/-			
Note		Conductor connection with cable lugs according to DIN 46234 with 16..95 mm² and DIN 46235 with 10 .. 50 mm²		

Ordering data

Version		Type	Qty.	Order No.
	Medium yellow	SAKG 32/35 III	10	**0637220000**
Note				

Type	Qty.	Order No.
SAKG 70/35 II/GW	10	**0636620000**

Accessories

Screwable cross-connection		Type		Qty.	Order No.
	2-pole				
	3-pole				
	4-pole				
End plate / Partition plate			**Width**		
	dark brown	EP 2 SAKG46/35 HP/DBR	2 mm	10	**0180700000**
	Tropical applications	EP 2 SAKG46/35 HP/TF/GE	2 mm	10	**0180800000**
	dark brown	TW SAKG46 HP/DBR/2	2 mm	10	**0177100000**
	Tropical applications	TW SAKG46 HP/TF/GE/2	2 mm	10	**0179900000**
Cover / warning label					
	Cover / warning label	AH 32 SAKG32	30 mm	5	**0326760000**

Type	current	Qty.	Order No.
QL 2 SAKG32+70	150 A	5	**0194000000**
QL 3 SAKG32+70	150 A	5	**0441500000**
QL 4 SAKG32+70	150 A	5	**0441600000**
Width			
EP 1 SAKG32/35 HP/DBR	2 mm	10	**0180500000**
EP 1 SAKG32/35 HP/TF/GE	2 mm	10	**0180600000**
TW SAKG28 HP/DBR/2	2 mm	10	**0151400000**
TW SAKG28 HP/TF/GE/2	2 mm	10	**0164600000**
AH 32 SAKG32	30 mm	5	**0326760000**

Marking systems (see assortment in catalogue 7)	
Marking tags	DEK 5/5
For detailed information on other accessories and applications, refer to the „Accessories“ section	

DEK 5/5

SAKG 40 I — 95 mm²

40 x 94 x 84.5
232 / 95
10...95

IEC 60947-7-1

IEC	UL	CSA
1000	600	600
232	195	250
95	AWG 2/0...4/0	AWG 2/0...4/0
	8 / 3	
	B12 / 5VA	

Rated connection
10...16 / 10...95
10...95 / 10...95
10...20 Nm (M 10)
25 /

Conductor connection with cable lugs acc. to DIN 46234 from 10 .. 95 mm²

Type	Qty.	Order No.
SAKG 40/35 I	5	**0637520000**

Type	current	Qty.	Order No.
QL 2 SAKG40/35	232 A	5	**0211400000**
QL 3 SAKG40/35	232 A	5	**0444900000**
QL 4 SAKG40/35	232 A	5	**0445000000**
	Width		
EP 2 SAKG46/35 HP/DBR	2 mm	10	**0180700000**
EP 2 SAKG46/35 HP/TF/GE	2 mm	10	**0180800000**
TW SAKG46 HP/DBR/2	2 mm	10	**0177100000**
TW SAKG46 HP/TF/GE/2	2 mm	10	**0179900000**
AH 40 SAKG40	38 mm	5	**0326860000**

DEK 5/5

SAKG 40 II — 95 mm²

40 x 90 x 53
232 / 95
10...95

IEC 60947-7-1

IEC	UL	CSA
1000	600	600
232	230	250
95	AWG 1...4/0	AWG 2/0...4/0
	8 / 3	
	/ 5VA	

Rated connection
...16
10...20 Nm (M 10)

Conductor connection with cable lugs according to DIN 46234, from 10 .. 95 mm²

Type	Qty.	Order No.
SAKG 40/35 II	5	**0637720000**

Type	current	Qty.	Order No.
QL 2 SAKG40/35	232 A	5	**0211400000**
QL 3 SAKG40/35	232 A	5	**0444900000**
QL 4 SAKG40/35	232 A	5	**0445000000**
	Width		
EP 2 SAKG46/35 HP/DBR	2 mm	10	**0180700000**
EP 2 SAKG46/35 HP/TF/GE	2 mm	10	**0180800000**
TW SAKG46 HP/DBR/2	2 mm	10	**0177100000**
TW SAKG46 HP/TF/GE/2	2 mm	10	**0179900000**
AH 40 SAKG40	38 mm	5	**0326860000**

DEK 5/5

SAKG 40 II GW — 95 mm²

40 x 90 x 53
232 / 95
10...95

IEC 60947-7-1

IEC	UL	CSA
1000	600	600
232	230	250
95	AWG 1...4/0	AWG 2/0...4/0
	8 / 3	
	/ 5VA	

Rated connection
...16
10...20 Nm (M 10)

Conductor connection with cable lugs according to DIN 46234, from 10 .. 95 mm²

Type	Qty.	Order No.
SAKG 40/35 II/GW	5	**0637820000**

Type	current	Qty.	Order No.
QL 2 SAKG40/35	232 A	5	**0211400000**
QL 3 SAKG40/35	232 A	5	**0444900000**
QL 4 SAKG40/35	232 A	5	**0445000000**
	Width		
EP 2 SAKG46/35 HP/DBR	2 mm	10	**0180700000**
EP 2 SAKG46/35 HP/TF/GE	2 mm	10	**0180800000**
TW SAKG46 HP/DBR/2	2 mm	10	**0177100000**
TW SAKG46 HP/TF/GE/2	2 mm	10	**0179900000**
AH 40 SAKG40	38 mm	5	**0326860000**

DEK 5/5

TS 35 / KrG

SAKG 40 III	95 mm²

SAKG 46 II	150 mm²

In hazardous area applications, the installation instructions and the rated data specifications for accessories given in the technical appendix must be followed.

Width/Length/height with TS35x7.5	mm	40 x 98 x 84.5	46 x 106 x 57
max. current / max. cond. cross-section	A/mm²	**232 / 95**	**353 / 185**
Max. clamping range	mm²	**10...95**	**10...185**

Technical data

Rated data			
Rated voltage	V	1000	1000
Rated current	A	232	309
Rated cross-section	mm²	95	150
Rated impulse voltage / Pollution severity	kV/-	8 / 3	8 / 3
Gauge to IEC 60947-1 / UL94 Flammability class		B12 / 5VA	/ 5VA
Approvals			
Clamped conductors (H05V/H07V)			
solid / stranded	mm²		
flexible / Stranded wire with end ferrules	mm²		
Tightening torque range (clamping screw)			
Stripping length / Blade size	mm/-		

Note	
	Conductor connection with cable lugs according to DIN 46234, from 10 .. 185 mm² and DIN 46235, from 25 .. 150 mm²

IEC 60947-1

IEC	UL	CSA
1000	600	600
232	195	230
95	AWG 1...4/0	AWG 2/0...4/0

Rated connection	
10...16 / 10...95	10...16
10...95 / 10...95	
16...20 Nm (M 10)	14...31 Nm M 12
25 /	

IEC 60947-1

IEC	UL	CSA
1000	600	600
309	285	365
150	AWG 4/0...300	AWG 4...300

Ordering data

Version	
	Medium yellow
Note	

Type	Qty.	Order No.
SAKG 40/35 III	5	**0637620000**

Type	Qty.	Order No.
SAKG 46/35 II	5	**0637920000**

Accessories

Screwable cross-connection	
	2-pole
	3-pole
	4-pole
End plate / Partition plate	
	dark brown
	Tropical applications
	dark brown
	Tropical applications
Cover / warning label	
	Cover / warning label

Type		Qty.	Order No.
	Width		
EP 2 SAKG46/35 HP/DBR	2 mm	10	**0180700000**
EP 2 SAKG46/35 HP/TF/GE	2 mm	10	**0180800000**
TW SAKG46 HP/DBR/2	2 mm	10	**0177100000**
TW SAKG46 HP/TF/GE/2	2 mm	10	**0179900000**
AH 40 SAKG40	38 mm	5	**0326860000**

Type	current	Qty.	Order No.
QL 2 SAKG46	309 A	5	**0247000000**
QL 3 SAKG46	309 A	5	**0444400000**
QL 4 SAKG46	309 A	5	**0444500000**
	Width		
EP 2 SAKG46/35 HP/DBR	2 mm	10	**0180700000**
EP 2 SAKG46/35 HP/TF/GE	2 mm	10	**0180800000**
TW SAKG46 HP/DBR/2	2 mm	10	**0177100000**
TW SAKG46 HP/TF/GE/2	2 mm	10	**0179900000**
AH 46 SAKG46	46 mm	5	**0326960000**

Marking systems (see assortment in catalogue 7)	
Marking tags	DEK 5/5
For detailed information on other accessories and applications, refer to the „Accessories“ section	

	DEK 5/5

SAKG 46 II GW — 150 mm²

46 x 106 x 57
353 / 185
10...185

IEC 60947-7-1

IEC	UL	CSA
1000	600	600
309	285	365
150	AWG 4/0...kcmil 300	AWG 1...300
	8 / 3	
	/ 5VA	

Rated connection

10...16

14...31 Nm M 12

Conductor connection with cable lugs according to DIN 46234, from 10 .. 185 mm² and DIN 46235, from 25 .. 150 mm²

Type	Qty.	Order No.
SAKG 46/35 II/GW	5	**0638020000**

Type	current	Qty.	Order No.
QL 2 SAKG46	309 A	5	**0247000000**
QL 3 SAKG46	309 A	5	**0444400000**
QL 4 SAKG46	309 A	5	**0444500000**
	Width		
EP 2 SAKG46/35 HP/DBR	2 mm	10	**0180700000**
EP 2 SAKG46/35 HP/TF/GE	2 mm	10	**0180800000**
TW SAKG46 HP/DBR/2	2 mm	10	**0177100000**
TW SAKG46 HP/TF/GE/2	2 mm	10	**0179900000**
AH 46 SAKG46	46 mm	5	**0326960000**

DEK 5/5

SAKG 54 II — 240 mm²



54 x 122 x 60.5
415 / 240
10...240

IEC 60947-7-1

IEC	UL	CSA
1000	600	600
415	380	600
240	kcmil 300...kcmil 500	kcmil 300...kcmil 500
	8 / 3	
	/ 5VA	

Rated connection

25...60 Nm M 16

Conductor connection with cable lugs according to DIN 46234 and DIN 46235, from 70 .. 240 mm²

Type	Qty.	Order No.
SAKG 54/35 II	5	**0638120000**

Type	current	Qty.	Order No.
QL 2 SAKG54	415 A	5	**0264400000**
QL 3 SAKG54	415 A	5	**0408000000**
QL 4 SAKG54	415 A	5	**0247400000**
	Width		
EP 2 SAKG46/35 HP/DBR	2 mm	10	**0180700000**
EP 2 SAKG46/35 HP/TF/GE	2 mm	10	**0180800000**
TW SAKG46 HP/DBR/2	2 mm	10	**0177100000**
TW SAKG46 HP/TF/GE/2	2 mm	10	**0179900000**

DEK 5/5

SAKG 54 II GW — 240 mm²



54 x 122 x 60.5
415 / 240
10...240

IEC 60947-7-1

IEC	UL	CSA
1000	600	600
415	380	600
240	kcmil 300...kcmil 500	kcmil 300...kcmil 500
	8 / 3	
	/ 5VA	

Rated connection

25...60 Nm M 16

Conductor connection with cable lugs according to DIN 46234 and DIN 46235, from 70 .. 240 mm²

Type	Qty.	Order No.
SAKG 54/35 II/GW	5	**0638220000**

Type	current	Qty.	Order No.
QL 2 SAKG54	415 A	5	**0264400000**
QL 3 SAKG54	415 A	5	**0408000000**
QL 4 SAKG54	415 A	5	**0247400000**
	Width		
EP 2 SAKG46/35 HP/DBR	2 mm	10	**0180700000**
EP 2 SAKG46/35 HP/TF/GE	2 mm	10	**0180800000**
TW SAKG46 HP/DBR/2	2 mm	10	**0177100000**
TW SAKG46 HP/TF/GE/2	2 mm	10	**0179900000**

DEK 5/5

Stud Terminal - KST

TS 35 / PA

KST 5/35	10 mm²

KST 6/35	16 mm²

In hazardous area applications, the installation instructions and the rated data specifications for accessories given in the technical appendix must be followed.

		KST 5/35	KST 6/35
Width/Length/height with TS35x7.5	mm	24 x 62.5 x 49.5	24 x 60 x 54.5
max. current / max. cond. cross-section	A/mm²	**57 /**	**76 /**
Max. clamping range	mm²		**...**

Technical data

Rated data		KST 5/35			KST 6/35		
		IEC	UL	CSA	IEC	UL	CSA
Rated voltage	V	1000	600	600	1000	600	600
Rated current	A	57	50	65	76	65	80
Rated cross-section	mm²	10	AWG 12...6	AWG 8...2	16	AWG 12...6	AWG 12...6
Rated impulse voltage / Pollution severity	kV/-		8 / 3			8 / 3	
Gauge to IEC 60947-1 / UL94 Flammability class			/ V2			/ V2	
Approvals							
Rated connection		**Rated connection**			**Rated connection**		
Tightening torque range (clamping screw)		2.0...4.0 Nm			3.0...6.0 Nm		
Note							

Ordering data

Version	KST 5/35			KST 6/35		
	Type	Qty.	Order No.	Type	Qty.	Order No.
TS 35 x 7,5				KST 6/35 M6X22	25	**9506940000**
TS 35 x 15/2,3	KST 5/35 M5X18	25	**9528300000**			
Note						

Accessories

Screwable cross-connection	KST 5/35			KST 6/35			
	Type		Qty.	Order No.	Type	current	Qty.	Order No.
2-pole					QL 2 KST6	76 A	5	**9501350000**
Partition plate		**Width**				**Width**		
left	TW KST5-12 LI/NO 160/HM		10	**1752800000**	TW KST5-12 LI/NO 160/HM		10	**1752800000**
right	TW KST5-12 RE/NO 160/HM		10	**1718530000**	TW KST5-12 RE/NO 160/HM		10	**1718530000**

Marking systems (see assortment in catalogue 7)		
Marking tags	DEK 5/5	DEK 5/5
For detailed information on other accessories and applications, refer to the „Accessories“ section		

KST 8/35 — 35 mm²

24 x 62.5 x 72

125 /

...

IEC	UL	CSA
1000	600	600
125	115	130
35	AWG 12...2	AWG 12...2
	8 / 3	
	/ V2	

Rated connection

6.0...12 Nm

Type	Qty.	Order No.
KST 8/35 M8X30	25	**9506950000**
KST 8/35 M8X30	25	**9528320000**

Type	current	Qty.	Order No.
QL 2 KST8	125 A	5	**9501360000**
	Width		
TW KST5-12 LI/NO 160/HM		10	**1752800000**
TW KST5-12 RE/NO 160/HM		10	**1718530000**

DEK 5/5

KST 10/35 — 70 mm²



34 x 60 x 82

192 /

...

IEC	UL	CSA
1000	600	600
232	175	200
70	AWG 12...2/0	AWG 12...2/0
	8 / 3	
	/ V2	

Rated connection

Type	Qty.	Order No.
KST 10/35 M10X39	20	**9506960000**
KST 10/35 M10X39	20	**9528330000**

Type	current	Qty.	Order No.
QL 2 KST10		5	**9501370000**
	Width		
TW KST5-12 LI/NO 160/HM		10	**1752800000**
TW KST5-12 RE/NO 160/HM		10	**1718530000**

DEK 5/5

KST 12/35 — 95 mm²

34 x 60 x 74.5

232 /

...

IEC	UL	CSA
1000	600	600
232	200	250
95	AWG 12...3	...0000
	8 / 3	
	/ V2	

Rated connection

14...31 Nm

Type	Qty.	Order No.
KST 12/35 M12X37	20	**9506970000**
KST 12/35 M12X37	20	**9528340000**

Type	current	Qty.	Order No.
QL 2 KST12	232 A	5	**9501380000**
	Width		
TW KST5-12 LI/NO 160/HM		10	**1752800000**
TW KST5-12 RE/NO 160/HM		10	**1718530000**

DEK 5/5

With electronic components TS 35 / PA

In hazardous area applications, the installation instructions and the rated data specifications for accessories given in the technical appendix must be followed.

Width/Length/height with TS35x7.5	mm
max. current / max. cond. cross-section	A/mm²
Max. clamping range	mm²

DK 4 LD/1 — 4 mm²

DC voltage indicator



6 x 50 x 52.5
10 / 4
0.5...4

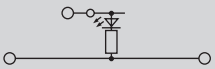

DK 4 LD/2 — 4 mm²

DC voltage indicator



6 x 50 x 52.5
10 / 4
0.5...4

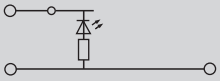

Technical data

Rated data		DK 4 LD/1	DK 4 LD/2
		IEC 60947-7-1	IEC 60947-7-1
		IEC / UL / CSA	IEC / UL / CSA
Rated voltage	V	24	24
Rated current	A	10	10
Rated cross-section	mm²	4	4
Rated impulse voltage / Pollution severity	kV/-	1 / 3	1 / 3
Gauge to IEC 60947-1 / UL94 Flammability class		A3 / V2	A3 / V2
Approvals			
Electronic fixtures			
Diode reverse voltage / Diode current	-		
Operating voltage for display, min. / Current	V/mA	24 / 5	24 / 5
Clamped conductors (H05V/H07V)		**Rated connection**	**Rated connection**
solid / stranded	mm²	0.5...4 / 0.5...4	0.5...4 / 0.5...4
flexible / Stranded wire with end ferrules	mm²	0.5...4 / 0.5...4	0.5...4 / 0.5...4
Tightening torque range (clamping screw)		0.5...1.0 Nm (M 3)	0.5...1.0 Nm (M 3)
Stripping length / Blade size	mm/-	9 / 0.6 x 3.5 mm	9 / 0.6 x 3.5 mm
Note			

Ordering data

Version	DK 4 LD/1 Type	Qty.	Order No.	DK 4 LD/2 Type	Qty.	Order No.
Red LED						
Green LED	DK 4/35 LD GR 24VDC	25	**0395460000**	DK 4/35 LD GR 24VDC	25	**0395760000**
Neon lamp						
Note						

Accessories

Screwable cross-connection	Type	current	Qty.	Order No.	Type	current	Qty.	Order No.
2-pole	Q 2 AKZ4	32 A	50	**0336400000**	Q 2 AKZ4	32 A	50	**0336400000**
3-pole	Q 3 AKZ4	32 A	50	**0336500000**	Q 3 AKZ4	32 A	50	**0336500000**
4-pole	Q 4 AKZ4	32 A	50	**0336600000**	Q 4 AKZ4	32 A	50	**0336600000**
10-pole								
External cross-connection								
2-pole	QB 2 WI RA6 IS	27 A	50	**0482700000**	QB 2 WI RA6 IS	27 A	50	**0482700000**
3-pole	QB 3 WI RA6 IS	27 A	50	**0482800000**	QB 3 WI RA6 IS	27 A	50	**0482800000**
4-pole	QB 4 WI RA6 IS	27 A	50	**0482900000**	QB 4 WI RA6 IS	27 A	50	**0482900000**
Switchable link								
Switchable link	VL 2 AKZ4/DK4		50	**0446700000**	VL 2 AKZ4/DK4		50	**0446700000**
Connecting sleeve	VH 10/4/2.8 AKZ4		50	**0446600000**	VH 10/4/2.8 AKZ4		50	**0446600000**
Mounting screw	BFSC M2.5X14 SAKD2.5N		100	**0266800000**	BFSC M2.5X14 SAKD2.5N		100	**0266800000**
Testing / Checking		**Width**				**Width**		
Test plug	PS 2.3 RT	5.4 mm	20	**0180400000**	PS 2.3 RT	5.4 mm	20	**0180400000**
Socket	STB 8.5/D4/2.3/M2.5 AKZ		50	**0215700000**	STB 8.5/D4/2.3/M2.5 AKZ		50	**0215700000**
End plate / Partition plate								
beige	AP DK4	1.5 mm	20	**0359260000**	AP DK4	1.5 mm	20	**0359260000**
Small partition								
Small partition	TSCH 4 AKZ4	6 mm	100	**0363360000**	TSCH 4 AKZ4	6 mm	100	**0363360000**

Marking systems (see assortment in catalogue 7)		
Marking tags	DEK 5/6	DEK 5/6
For detailed information on other accessories and applications, refer to the „Accessories“ section		

DK 4 LD/3 — 4 mm²

DC voltage indicator



6 x 50 x 52.5
10 / 4
0.5...4

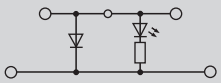

IEC 60947-7-1

IEC	UL	CSA
24		
10		
4		
	1 / 3	
	A3 / V2	

24 / 5

Rated connection
0.5...4 / 0.5...4
0.5...4 / 0.5...4
0.5...1.0 Nm (M 3)
9 / 0.6 x 3.5 mm

Type	Qty.	Order No.
DK 4/35 LD ROT 24VDC	25	**0210260000**
DK 4/35 LD GR 24VDC	25	**0210460000**

Type	current	Qty.	Order No.
Q 2 AKZ4	32 A	50	**0336400000**
Q 3 AKZ4	32 A	50	**0336500000**
Q 4 AKZ4	32 A	50	**0336600000**
QB 2 WI RA6 IS	27 A	50	**0482700000**
QB 3 WI RA6 IS	27 A	50	**0482800000**
QB 4 WI RA6 IS	27 A	50	**0482900000**
VL 2 AKZ4/DK4	32 A	50	**0446700000**
VH 10/4/2.8 AKZ4		50	**0446600000**
BFSC M2.5X14 SAKD2.5N		100	**0266800000**
	Width		
PS 2.3 RT	5.4 mm	20	**0180400000**
STB 8.5/D4/2.3/M2.5 AKZ		50	**0215700000**
AP DK4	1.5 mm	20	**0359260000**
TSCH 4 AKZ4	6 mm	100	**0363360000**

DEK 5/6

DK 4 LD/4 — 4 mm²

DC voltage indicator



6 x 50 x 52.5
10 / 4
0.5...4

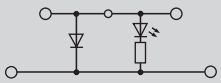

IEC 60947-7-1

IEC	UL	CSA
24		
10		
4		
	1 / 3	
	A3 / V2	

24 / 5

Rated connection
0.5...4 / 0.5...4
0.5...4 / 0.5...4
0.5...1.0 Nm (M 3)
9 / 0.6 x 3.5 mm

Type	Qty.	Order No.
DK 4/35 LD GR 24VDC	25	**0210060000**

Type	current	Qty.	Order No.
Q 2 AKZ4	32 A	50	**0336400000**
Q 3 AKZ4	32 A	50	**0336500000**
Q 4 AKZ4	32 A	50	**0336600000**
QB 2 WI RA6 IS	27 A	50	**0482700000**
QB 3 WI RA6 IS	27 A	50	**0482800000**
QB 4 WI RA6 IS	27 A	50	**0482900000**
VL 2 AKZ4/DK4	32 A	50	**0446700000**
VH 10/4/2.8 AKZ4		50	**0446600000**
BFSC M2.5X14 SAKD2.5N		100	**0266800000**
	Width		
PS 2.3 RT	5.4 mm	20	**0180400000**
STB 8.5/D4/2.3/M2.5 AKZ		50	**0215700000**
AP DK4	1.5 mm	20	**0359260000**
TSCH 4 AKZ4	6 mm	100	**0363360000**

DEK 5/6

DK 4 LD/5 — 4 mm²

AC voltage indicator



6 x 50 x 52.5
10 / 4
0.5...4

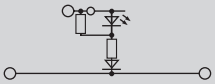

IEC 60947-7-1

IEC	UL	CSA
24		
10		
4		
	1 / 3	
	A3 / V2	

24 / 5

Rated connection
0.5...4 / 0.5...4
0.5...4 / 0.5...4
0.5...1.0 Nm (M 3)
9 / 0.6 x 3.5 mm

Type	Qty.	Order No.
DK 4/35 LD 1D ROT 24VAC	25	**0395960000**

Type	current	Qty.	Order No.
Q 2 AKZ4	32 A	50	**0336400000**
Q 3 AKZ4	32 A	50	**0336500000**
Q 4 AKZ4	32 A	50	**0336600000**
QB 2 WI RA6 IS	27 A	50	**0482700000**
QB 3 WI RA6 IS	27 A	50	**0482800000**
QB 4 WI RA6 IS	27 A	50	**0482900000**
VL 2 AKZ4/DK4	32 A	50	**0446700000**
VH 10/4/2.8 AKZ4		50	**0446600000**
BFSC M2.5X14 SAKD2.5N		100	**0266800000**
	Width		
PS 2.3 RT	5.4 mm	20	**0180400000**
STB 8.5/D4/2.3/M2.5 AKZ		50	**0215700000**
AP DK4	1.5 mm	20	**0359260000**
TSCH 4 AKZ4	6 mm	100	**0363360000**

DEK 5/6

With electronic components TS 35 / PA

DK 4 GL I — 4 mm²

Current indicator



In hazardous area applications, the installation instructions and the rated data specifications for accessories given in the technical appendix must be followed.

Width/Length/height with TS35x7.5	mm	6 x 50 x 52.5
max. current / max. cond. cross-section	A/mm²	/ 4
Max. clamping range	mm²	0.33...4

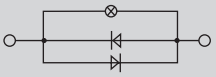

Technical data

Rated data		IEC	UL	CSA
Rated voltage	V	250		
Rated current	A	10		
Rated cross-section	mm²	4		
Rated impulse voltage / Pollution severity	kV/-		1 / 3	
Gauge to IEC 60947-1 / UL94 Flammability class			A3 / V2	
Approvals				
Electronic fixtures				
Diode reverse voltage / Diode current	-			
Operating voltage for display, min. / Current	V/A	3 / 1		
Clamped conductors (H05V/H07V)		**Rated connection**		
solid / stranded	mm²	0.5...4 / 0.5...4		
flexible / Stranded wire with end ferrules	mm²	0.5...4 / 0.5...4		
Tightening torque range (clamping screw)		0.5...1.0 Nm (M 3)		
Stripping length / Blade size	mm/-	9 / 0.6 x 3.5 mm		
Note				

Ordering data

Version	Type	Qty.	Order No.
Red LED			
Green LED			
Neon lamp	DK 4/35 GL 1D I1,0A	25	**1111160000**
Note			

Accessories

Screwable cross-connection	Type	current	Qty.	Order No.
2-pole	Q 2 AKZ4	32 A	50	**0336400000**
3-pole	Q 3 AKZ4	32 A	50	**0336500000**
4-pole	Q 4 AKZ4	32 A	50	**0336600000**
10-pole	Q 10 AKZ4	32 A	20	**0368600000**
External cross-connection				
2-pole	QB 2 WI RA6 IS	27 A	50	**0482700000**
3-pole	QB 3 WI RA6 IS	27 A	50	**0482800000**
4-pole	QB 4 WI RA6 IS	27 A	50	**0482900000**
Switchable link				
Switchable link	VL 2 AKZ4/DK4	32 A	50	**0446700000**
Connecting sleeve	VH 10/4/2.8 AKZ4		50	**0446600000**
Mounting screw	BFSC M2.5X14 SAKD2.5N		100	**0266800000**
Testing / Checking		**Width**		
Test plug	PS 2.3 RT	5.4 mm	20	**0180400000**
Socket	STB 8.5/D4/2.3/M2.5 AKZ		50	**0215700000**
End plate / Partition plate				
beige	AP DK4	1.5 mm	20	**0359260000**
Small partition				
Small partition	TSCH 4 AKZ4	6 mm	100	**0363360000**

Marking systems	(see assortment in catalogue 7)	
Marking tags		DEK 5/6
For detailed information on other accessories and applications, refer to the „Accessories“ section		

With electronic components TS 35 / PA

In hazardous area applications, the installation instructions and the rated data specifications for accessories given in the technical appendix must be followed.

Width/Length/height with TS35x7.5	mm
max. current / max. cond. cross-section	A/mm²
Max. clamping range	mm²

DK 4 D/1 — 4 mm²

Diode terminal, e.g. as reverse polarity protection



6 x 50 x 52.5
10 / 4
0.33...4

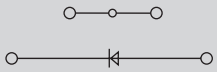

DK 4 D/2 — 4 mm²

Suppressor circuit for contactor and solenoid valve (DC voltage)



6 x 50 x 52.5
10 / 4
0.33...4

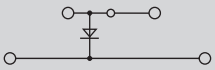

Technical data

Rated data		IEC	UL	CSA
Rated voltage	V	380		300
Rated current	A	10		10
Rated cross-section	mm²	4		AWG 22...12
Rated impulse voltage / Pollution severity	kV/-			/ 3
Gauge to IEC 60947-1 / UL94 Flammability class				A3 / V2
Approvals				
Electronic fixtures				
Diode reverse voltage / Diode current	A	1000 / 1		
Operating voltage for display, min. / Current	-/A			
Clamped conductors (H05V/H07V)		**Rated connection**		
solid / stranded	mm²	0.5...4 / 0.5...4		
flexible / Stranded wire with end ferrules	mm²	0.5...4 / 0.5...4		
Tightening torque range (clamping screw)		0.5...0.8 Nm (M 3)		
Stripping length / Blade size	mm/-	9 / 0.6 x 3.5 mm		
Note		Diode current: max 1A. (1 N 4007)		

Rated data		IEC	UL	CSA
Rated voltage	V	380		300
Rated current	A	10		10
Rated cross-section	mm²	4		AWG 22...12
Rated impulse voltage / Pollution severity	kV/-			/ 3
Gauge to IEC 60947-1 / UL94 Flammability class				A3 / V2
Approvals				
Electronic fixtures				
Diode reverse voltage / Diode current	A	1000 / 1		
Operating voltage for display, min. / Current	-/A			
Clamped conductors (H05V/H07V)		**Rated connection**		
solid / stranded	mm²	0.5...4 / 0.5...4		
flexible / Stranded wire with end ferrules	mm²	0.5...4 / 0.5...4		
Tightening torque range (clamping screw)		0.5...0.8 Nm (M 3)		
Stripping length / Blade size	mm/-	9 / 0.6 x 3.5 mm		
Note		Diode current: max 1A. (1 N 4007)		

Ordering data

Version	Type	Qty.	Order No.
Red LED			
Green LED	DK 4/35 1D GET.SCH.	25	**0396360000**
Note			

Type	Qty.	Order No.
DK 4/35 1D A1	25	**0538960000**
DK 4/35 1D A1 BL	25	**0538980000**

Accessories

Screwable cross-connection	Type	current	Qty.	Order No.
2-pole	Q 2 AKZ4	32 A	50	**0336400000**
3-pole	Q 3 AKZ4	32 A	50	**0336500000**
4-pole	Q 4 AKZ4	32 A	50	**0336600000**
External cross-connection				
2-pole	QB 2 WI RA6 IS	27 A	50	**0482700000**
3-pole	QB 3 WI RA6 IS	27 A	50	**0482800000**
4-pole	QB 4 WI RA6 IS	27 A	50	**0482900000**
Switchable link				
Switchable link	VL 2 AKZ4/DK4	32 A	50	**0446700000**
Connecting sleeve	VH 10/4/2.8 AKZ4		50	**0446600000**
Mounting screw	BFSC M2.5X14 SAKD2.5N		100	**0266800000**
Testing / Checking		**Width**		
Test plug	PS 2.3 RT	5.4 mm	20	**0180400000**
Socket	STB 8.5/D4/2.3/M2.5 AKZ		50	**0215700000**
End plate / Partition plate				
beige	AP DK4	1.5 mm	20	**0359260000**
Small partition				
Small partition	TSCH 4 AKZ4	6 mm	100	**0363360000**

Screwable cross-connection	Type	current	Qty.	Order No.
2-pole	Q 2 AKZ4	32 A	50	**0336400000**
3-pole	Q 3 AKZ4	32 A	50	**0336500000**
4-pole	Q 4 AKZ4	32 A	50	**0336600000**
External cross-connection				
2-pole	QB 2 WI RA6 IS	27 A	50	**0482700000**
3-pole	QB 3 WI RA6 IS	27 A	50	**0482800000**
4-pole	QB 4 WI RA6 IS	27 A	50	**0482900000**
Switchable link				
Switchable link	VL 2 AKZ4/DK4		50	**0446700000**
Connecting sleeve	VH 10/4/2.8 AKZ4		50	**0446600000**
Mounting screw	BFSC M2.5X14 SAKD2.5N		100	**0266800000**
Testing / Checking		**Width**		
Test plug	PS 2.3 RT	5.4 mm	20	**0180400000**
Socket	STB 8.5/D4/2.3/M2.5 AKZ		50	**0215700000**
End plate / Partition plate				
beige	AP DK4	1.5 mm	20	**0359260000**
Small partition				
Small partition	TSCH 4 AKZ4	6 mm	100	**0363360000**

Marking systems (see assortment in catalogue 7)	
Marking tags	DEK 5/6
For detailed information on other accessories and applications, refer to the „Accessories“ section	

DEK 5/6

With electronic components TS 35 / PA

In hazardous area applications, the installation instructions and the rated data specifications for accessories given in the technical appendix must be followed.

Width/Length/height with TS35x7.5	mm
max. current / max. cond. cross-section	A/mm²
Max. clamping range	mm²

DK 4 D/3 — 4 mm²

Suppressor circuit for contactor and solenoid valve (DC voltage)



6 x 50 x 52.5
10 / 4
0.33...4

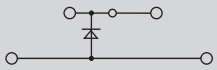

DK 4 D/4 — 4 mm²

Diode terminal for lamp test circuits



6 x 50 x 52.5
10 / 4
0.33...4

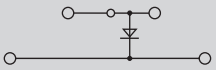

Technical data

Rated data		IEC	UL	CSA
Rated voltage	V	380		300
Rated current	A	10		10
Rated cross-section	mm²	4		
Rated impulse voltage / Pollution severity	kV/-		/ 3	
Gauge to IEC 60947-1 / UL94 Flammability class			A3 / V2	
Approvals				
Electronic fixtures				
Diode reverse voltage / Diode current	A	1000 / 1		
Operating voltage for display, min. / Current	-/A			
Clamped conductors (H05V/H07V)		**Rated connection**		
solid / stranded	mm²	0.5...4 / 0.5...4		
flexible / Stranded wire with end ferrules	mm²	0.5...4 / 0.5...4		
Tightening torque range (clamping screw)		0.5...0.8 Nm (M 3)		
Stripping length / Blade size	mm/-	9 / 0.6 x 3.5 mm		
Note		Diode current: max 1A. (1 N 4007)		

Rated data		IEC	UL	CSA
Rated voltage	V	380		300
Rated current	A	10		10
Rated cross-section	mm²	4		
Rated impulse voltage / Pollution severity	kV/-		/ 3	
Gauge to IEC 60947-1 / UL94 Flammability class			A3 / V2	
Approvals				
Electronic fixtures				
Diode reverse voltage / Diode current	A	1000 / 1		
Operating voltage for display, min. / Current	-/A			
Clamped conductors (H05V/H07V)		**Rated connection**		
solid / stranded	mm²	0.5...4 / 0.5...4		
flexible / Stranded wire with end ferrules	mm²	0.5...4 / 0.5...4		
Tightening torque range (clamping screw)		0.5...0.8 Nm (M 3)		
Stripping length / Blade size	mm/-	9 / 0.6 x 3.5 mm		
Note		Diode current: max 1A. (1 N 4007)		

Ordering data

Version	Type	Qty.	Order No.
Red LED	DK 4/35 1D A2	25	**0538860000**
Green LED			
Note			

Version	Type	Qty.	Order No.
Red LED	DK 4/35 2D GET.SCH. A1	25	**0396660000**
Green LED			
Note			

Accessories

Screwable cross-connection	Type	current	Qty.	Order No.
2-pole	Q 2 AKZ4	32 A	50	**0336400000**
3-pole	Q 3 AKZ4	32 A	50	**0336500000**
4-pole	Q 4 AKZ4	32 A	50	**0336600000**
External cross-connection				
2-pole	QB 2 WI RA6 IS	27 A	50	**0482700000**
3-pole	QB 3 WI RA6 IS	27 A	50	**0482800000**
4-pole	QB 4 WI RA6 IS	27 A	50	**0482900000**
Switchable link				
Switchable link	VL 2 AKZ4/DK4		50	**0446700000**
Connecting sleeve	VH 10/4/2.8 AKZ4		50	**0446600000**
Mounting screw	BFSC M2.5X14 SAKD2.5N		100	**0266800000**
Testing / Checking		**Width**		
Test plug	PS 2.3 RT	5.4 mm	20	**0180400000**
Socket	STB 8.5/D4/2.3/M2.5 AKZ		50	**0215700000**
End plate / Partition plate				
beige	AP DK4	1.5 mm	20	**0359260000**
Small partition				
Small partition	TSCH 4 AKZ4	6 mm	100	**0363360000**

Screwable cross-connection	Type	current	Qty.	Order No.
2-pole	Q 2 AKZ4	32 A	50	**0336400000**
3-pole	Q 3 AKZ4	32 A	50	**0336500000**
4-pole	Q 4 AKZ4	32 A	50	**0336600000**
External cross-connection				
2-pole	QB 2 WI RA6 IS	27 A	50	**0482700000**
3-pole	QB 3 WI RA6 IS	27 A	50	**0482800000**
4-pole	QB 4 WI RA6 IS	27 A	50	**0482900000**
Switchable link				
Switchable link	VL 2 AKZ4/DK4	32 A	50	**0446700000**
Connecting sleeve	VH 10/4/2.8 AKZ4		50	**0446600000**
Mounting screw	BFSC M2.5X14 SAKD2.5N		100	**0266800000**
Testing / Checking		**Width**		
Test plug	PS 2.3 RT	5.4 mm	20	**0180400000**
Socket	STB 8.5/D4/2.3/M2.5 AKZ		50	**0215700000**
End plate / Partition plate				
beige	AP DK4	1.5 mm	20	**0359260000**
Small partition				
Small partition	TSCH 4 AKZ4	6 mm	100	**0363360000**

Marking systems (see assortment in catalogue 7)		
Marking tags	DEK 5/6	DEK 5/6
For detailed information on other accessories and applications, refer to the „Accessories“ section		

DK 4 D/5 — 4 mm²

Diode terminal for lamp test circuits



6 x 50 x 52.5
10 / 4
0.33...4

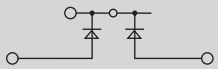

IEC	UL	CSA
380		300
10		10
4		
	/ 3	
	A3 / V2	
1000 / 1		

Rated connection
0.5...4 / 0.5...4
0.5...4 / 0.5...4
0.5...0.8 Nm (M 3)
9 / 0.6 x 3.5 mm

Diode current: max 1A. (1 N 4007)

Type	Qty.	Order No.
DK 4/35 2D GET.SCH. A2	25	0396860000

Type	current	Qty.	Order No.
Q 2 AKZ4	32 A	50	0336400000
Q 3 AKZ4	32 A	50	0336500000
Q 4 AKZ4	32 A	50	0336600000
QB 2 WI RA6 IS	27 A	50	0482700000
QB 3 WI RA6 IS	27 A	50	0482800000
QB 4 WI RA6 IS	27 A	50	0482900000
VL 2 AKZ4/DK4	32 A	50	0446700000
VH 10/4/2.8 AKZ4		50	0446600000
BFSC M2.5X14 SAKD2.5N		100	0266800000
	Width		
PS 2.3 RT	5.4 mm	20	0180400000
STB 8.5/D4/2.3/M2.5 AKZ		50	0215700000
AP DK4	1.5 mm	20	0359260000
TSCH 4 AKZ4	6 mm	100	0363360000

DEK 5/6

DK 4 D/6 — 4 mm²

Diode terminal for lamp test circuits



6 x 50 x 52.5
10 / 4
0.33...4

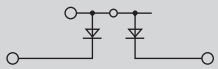

IEC	UL	CSA
380		300
10		10
4		
	/ 3	
	A3 / V2	
1000 / 1		

Rated connection
0.5...4 / 0.5...4
0.5...4 / 0.5...4
0.5...0.8 Nm (M 3)
9 / 0.6 x 3.5 mm

Diode current: max 1A. (1 N 4007)

Type	Qty.	Order No.
DK 4/35 2D GET.SCH. A1	25	0396760000

Type	current	Qty.	Order No.
Q 2 AKZ4	32 A	50	0336400000
Q 3 AKZ4	32 A	50	0336500000
Q 4 AKZ4	32 A	50	0336600000
QB 2 WI RA6 IS	27 A	50	0482700000
QB 3 WI RA6 IS	27 A	50	0482800000
QB 4 WI RA6 IS	27 A	50	0482900000
VL 2 AKZ4/DK4	32 A	50	0446700000
VH 10/4/2.8 AKZ4		50	0446600000
BFSC M2.5X14 SAKD2.5N		100	0266800000
	Width		
PS 2.3 RT	5.4 mm	20	0180400000
STB 8.5/D4/2.3/M2.5 AKZ		50	0215700000
AP DK4	1.5 mm	20	0359260000
TSCH 4 AKZ4	6 mm	100	0363360000

DEK 5/6

DK 4 D/7 — 4 mm²

Diode terminal for lamp test circuits, with protective resistor



6 x 50 x 52.5
10 / 4
0.33...4

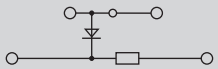

IEC	UL	CSA
24		300
10		10
4		
	/ 3	
	A3 / V2	
/ 1		

Rated connection
0.5...4 / 0.5...4
0.5...4 / 0.5...4
0.5...0.8 Nm (M 3)
9 / 0.6 x 3.5 mm

Diode current: max 1A. (1 N 4007)

Type	Qty.	Order No.
DK 4/35 1D 1K5 GET.SCH	25	0396960000

Type	current	Qty.	Order No.
Q 2 AKZ4	32 A	50	0336400000
Q 3 AKZ4	32 A	50	0336500000
Q 4 AKZ4	32 A	50	0336600000
QB 2 WI RA6 IS	27 A	50	0482700000
QB 3 WI RA6 IS	27 A	50	0482800000
QB 4 WI RA6 IS	27 A	50	0482900000
VL 2 AKZ4/DK4		50	0446700000
VH 10/4/2.8 AKZ4		50	0446600000
BFSC M2.5X14 SAKD2.5N		100	0266800000
	Width		
PS 2.3 RT	5.4 mm	20	0180400000
STB 8.5/D4/2.3/M2.5 AKZ		50	0215700000
AP DK4	1.5 mm	20	0359260000
TSCH 4 AKZ4	6 mm	100	0363360000

DEK 5/6

With electronic components TS 35 / PA

In hazardous area applications, the installation instructions and the rated data specifications for accessories given in the technical appendix must be followed.

Width/Length/height with TS35x7.5	mm
max. current / max. cond. cross-section	A/mm²
Max. clamping range	mm²

DK 4 RC — 4 mm²

Terminal with RC combination

18 x 50 x 52.5	
/ 4	
0.33...4	

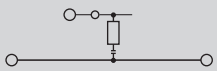

DK 4 PT 100 — 4 mm²

Diode terminal for central control and communication system



6 x 65 x 53.5	
10 / 4	
0.33...4	

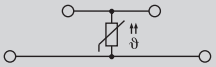

Technical data

Rated data		DK 4 RC IEC	DK 4 RC UL	DK 4 RC CSA	DK 4 PT 100 IEC	DK 4 PT 100 UL	DK 4 PT 100 CSA
Rated voltage	V	230			400		
Rated current	A	10			10		
Rated cross-section	mm²	4			4		
Rated impulse voltage / Pollution severity	kV/-						/ 3
Gauge to IEC 60947-1 / UL94 Flammability class							A3 / V2
Approvals							
Electronic fixtures							
Diode reverse voltage / Diode current	-						
Operating voltage for display, min. / Current	-/A						
Clamped conductors (H05V/H07V)							
solid / stranded	mm²	0.5...4 / 0.5...4			0.5...4 / 0.5...4		
flexible / Stranded wire with end ferrules	mm²	0.5...4 / 0.5...4			0.5...4 / 0.5...2.5		
Tightening torque range (clamping screw)		0.5...0.8 Nm (M 3)			0.4...0.7 Nm (M 2.5)		
Stripping length / Blade size	mm/-	9 / 0.6 x 3.5 mm			6 / 0.6 x 3.5 mm		
Note							

Ordering data

Version	DK 4 RC: Type	Qty.	Order No.	DK 4 PT 100: Type	Qty.	Order No.
Red LED	DK 4/35 RC 220R/220N	5	**0053160000**	DKT 4/35 PT100	10	**8014720000**
Note						

Accessories

Screwable cross-connection	DK 4 RC: Type	current	Qty.	Order No.	DK 4 PT 100: Type	current	Qty.	Order No.
2-pole	Q 2 AKZ4	32 A	50	**0336400000**	Q 2 AKZ4	32 A	50	**0336400000**
3-pole	Q 3 AKZ4	32 A	50	**0336500000**	Q 3 AKZ4	32 A	50	**0336500000**
4-pole	Q 4 AKZ4	32 A	50	**0336600000**	Q 4 AKZ4	32 A	50	**0336600000**
10-pole	Q 10 AKZ4	32 A	20	**0368600000**				
External cross-connection								
2-pole					QB 2 WI RA6 IS	27 A	50	**0482700000**
3-pole					QB 3 WI RA6 IS	27 A	50	**0482800000**
4-pole					QB 4 WI RA6 IS	27 A	50	**0482900000**
Switchable link								
Switchable link	VL 2 AKZ4/DK4	32 A	50	**0446700000**				
Connecting sleeve	VH 10/4/2.8 AKZ4		50	**0446600000**				
Mounting screw	BFSC M2.5X14 SAKD2.5N		100	**0266800000**				
Testing / Checking		**Width**				**Width**		
Test plug	PS 2.3 RT	5.4 mm	20	**0180400000**	PS 2.3 RT	5.4 mm	20	**0180400000**
Socket	STB 8.5/D4/2.3/M2.5 AKZ		50	**0215700000**	STB 8.5/D4/2.3/M2.5 AKZ		50	**0215700000**
End plate / Partition plate								
beige	AP DK4	1.5 mm	20	**0359260000**	AP DKT4 PA	1.5 mm	20	**0687560000**
End bracket								
Dark beige Wemid	EW 35	8.5 mm	50	**0383560000**				

Marking systems (see assortment in catalogue 7)	DK 4 RC	DK 4 PT 100
Marking tags	DEK 6	DEK 5/6
For detailed information on other accessories and applications, refer to the „Accessories“ section	End plate AP DK4: 0359260000	

SAKT E/35 — 6 mm²

neon lamp

In hazardous area applications, the installation instructions and the rated data specifications for accessories given in the technical appendix must be followed.

Width/Length/height with TS35x7.5	mm	16 x 65 x 52.5
max. current / max. cond. cross-section	A/mm²	**27 / 10**
Max. clamping range	mm²	**0.5...10**

Technical data

Rated data		IEC	UL	CSA
Rated voltage	V	115		
Rated current	A	27		
Rated cross-section	mm²	6		
Rated impulse voltage / Pollution severity	kV/-		/ 3	
Gauge to IEC 60947-1 / UL94 Flammability class			A5 / 5VA	
Approvals				

Clamped conductors (H05V/H07V)		Rated connection
solid / stranded	mm²	0.5...10
flexible / Stranded wire with end ferrules	mm²	0.5...6 / 0.5...6
Tightening torque range (clamping screw)		0.8...1.6 Nm (M 3.5)
Stripping length / Blade size	mm/-	12 / 4.0 x 0.8 mm

Note

Ordering data

Version	Type	Qty.	Order No.
20...30 V~	SAKT E/35 2LD 30VAC	5	**1166820000**
40...60V~	SAKT E/35 2LD 60VAC	5	**0197920000**
80...120 V~	SAKT E/35 2LD 120VAC	5	**0198220000**
115 V~	SAKT E/35 2GL 115VAC	5	**0198020000**
230 V~	SAKT E/35 2GL 230VAC	5	**0198120000**

Note

Accessories

End bracket	Type	Width	Qty.	Order No.
Dark beige Wemid	EW 35	8.5 mm	50	**0383560000**

(see assortment in catalogue 7)

For detailed information on other accessories and applications, refer to the „Accessories“ section

To safe the test sockets use the SD-blade or bits with pilots!

Operating mode

SAKT E

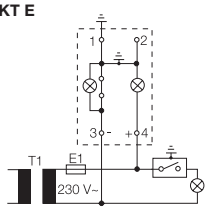

- Slide link is closed
- Auxiliary circuit is **earthed**
- Display is illuminated green

Test position

When measuring insulation resistance with voltages greater than UNom, the earth connection must first be disconnected.

SAKT E

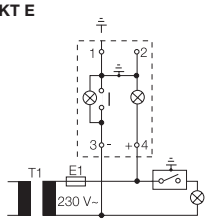

- Slide link is opened
- Auxiliary circuit is **not earthed**
- **No** earth fault
- Display illuminated green and red with reduced intensity
- Disconnected earth connection -> When measuring insulation resistance with voltages greater than UNom, the earth connection must be disconnected.

Operational malfunction

SAKT E

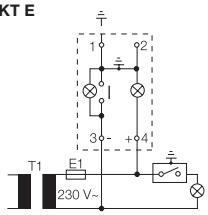

- Slide link is opened
- Auxiliary circuit is **not earthed**
- **Earth fault**
- Display is illuminated red

SAK-Series TS 32

SAK-Series TS 32

Feed-through terminal

TS 32 / PA B.2

TS 32 / KrG B.6

Two-tier modular terminals

TS 32 / PA B.10

Modular PE terminals

TS 32 / PA B.12

TS 32 B.14

Disconnect terminals

TS 32 / PA B.16

TS 32 / KrG B.18

Fuse terminals

TS 32 / PA B.20

TS 32 / KrG B.22

Fuse inserts and gauge rings for Weidmüller fuse terminals B.26

Terminals with spring-loaded cable clamps

TS 32 B.28

Test-disconnect terminals

TS 32 / KrG B.30

Terminals for temperature measuring circuits

TS 32 / PA B.34

Terminals with screw-less connections

With push-on connection TS 32 / PA B.36

With Termi-Point / Wire-Wrap connection TS 32 / PA B.38

With solder connection TS 32 / PA B.39

With push-on connection TS 32 / KrG B.42

With solder connection TS 32 / KrG B.45

Special terminals – SAKG

TS 32 / KrG B.46

Stud terminal – KST

TS 32 / PA B.54

Terminals with electronic components

With indication B.56

With diodes B.58

With electronic components B.61

Earth conductor isolating terminals B.62

Feed-through terminal

TS 32 / PA

SAKD 2.5N — 2.5 mm²



SAK 2.5 — 2.5 mm²

In hazardous area applications, the installation instructions and the rated data specifications for accessories given in the technical appendix must be followed.

Width/Length/height with TS32x7.5	mm
max. current / max. cond. cross-section	A/mm²
Max. clamping range	mm²

SAKD 2.5N	SAK 2.5
5 x 32.5 x 43.5	6 x 36.5 x 46.5
30 / 4	**41 / 6**
0.08...4	**0.13...6**

Technical data

	SAKD 2.5N	SAK 2.5
	IEC 60947-7-1	IEC 60947-7-1 Ex e II II 2 G D
IEC	500	800
UL	300	600
CSA	300	600
EN 60079-7		550
Rated current	24 / 20 / 20	24 / 20 / 25 / 21
Rated cross-section	2.5 / AWG 28...12 / AWG 22...12	2.5 / AWG 22...12 / AWG 26...10 / 2.5
Rated impulse voltage / Pollution severity	6 / 3	8 / 3
Gauge to IEC 60947-1 / UL94 Flammability class	A2 / V2	A3 / V2
Approvals		KEMA 97ATEX1798 U
Rated data		
Rated voltage	V	
Rated current	A	
Rated cross-section	mm²	
Rated impulse voltage / Pollution severity	kV/-	
Gauge to IEC 60947-1 / UL94 Flammability class		
Approvals		
Clamped conductors (H05V/H07V)		
solid / stranded	mm²	
flexible / Stranded wire with end ferrules	mm²	
Tightening torque range (clamping screw)		
Stripping length / Blade size	mm/-	
2 conductors with same cross-section (H05V/H07V)		
solid / stranded	mm²	
flexible / Stranded wire with end ferrules	mm²	
Rated connection		
0.5...4 / 0.5...2.5	0.5...6 / 0.5...4	
0.5...4 / 0.5...2.5	0.5...4 / 0.5...4	
0.4...0.6 Nm (M 2.5)	0.4...0.6 Nm (M 2.5)	
10 / 0.6 x 3.5 mm	10 / 0.6 x 3.5 mm	
0.5...0.75	0.5...1.5	
0.5...0.75 / 0.5...0.75	0.5...1.5	
Note		
With twin ferrules ZH 0.5 to ZH 1.5, rated voltage is 690 V.	With twin ferrules ZH 0.5 to ZH 1.5, rated voltage is 690 V.	

Ordering data

Version	Type	Qty.	Order No.
beige	SAKD 2.5N	100	**0215560000**
Blue	SAKD 2.5N BL	100	**0215580000**

Version	Type	Qty.	Order No.
beige	SAK 2.5	100	**0279660000**
Blue	SAK 2.5 BL	100	**0279680000**

Accessories

Screwable cross-connection	Type	current	Qty.	Order No.
2-pole	Q 2 SAKD2.5N	24 A	50	**0367800000**
3-pole	Q 3 SAKD2.5N	24 A	50	**0367900000**
4-pole	Q 4 SAKD2.5N	24 A	50	**0368000000**
10-pole	Q 10 SAKD2.5N	24 A	20	**0368100000**
Connecting sleeve				
Mounting screw				
Lock washer				
Switchable link				
Switchable link				
Connecting sleeve				
Mounting screw				
Testing / Checking		**Width**		
Test plug	PS 2.3 RT	5.4 mm	20	**0180400000**
Socket	STB 8.5/D4/2.3/M2.5 AKZ		50	**0215700000**
End plate / Partition plate				
beige	AP SAKD2.5N	1.5 mm	20	**0150960000**
Blue	AP SAKD2.5N BL	1.5 mm	20	**0150980000**
beige	TW SAKD2.5N	1.5 mm	20	**0191860000**
Blue	TW SAKD2.5N BL	1.5 mm	20	**0191880000**
Small partition				
Small partition	TSCH 3 SAKD2.5 N	5 mm	100	**0366860000**
Cover / warning label				
Cover / warning label				
Mounting screw (plastic)				
Marking systems (see assortment in catalogue 7)				
Marking tags	DEK 5/5 / SCHT 7			
For detailed information on other accessories and applications, refer to the „Accessories“ section				

Screwable cross-connection	Type	current	Qty.	Order No.
2-pole	Q 2 SAK2.5	41 A	50	**0337000000**
3-pole	Q 3 SAK2.5	41 A	50	**0337100000**
4-pole	Q 4 SAK2.5	41 A	50	**0337200000**
10-pole	Q 10 SAK2.5	41 A	20	**0368700000**
Connecting sleeve				
Mounting screw				
Lock washer				
Switchable link				
Switchable link				
Connecting sleeve				
Mounting screw				
Testing / Checking		**Width**		
Test plug	PS 2.3 RT	5.4 mm	20	**0180400000**
Socket	STB 8.5/5/2.3/M3 SAK2.5		50	**0280600000**
End plate / Partition plate				
beige	AP SAK2.5	1.5 mm	20	**0279560000**
Blue	AP SAK2.5 BL	1.5 mm	20	**0279580000**
beige	TW SAK2.5	2.5 mm	20	**0302860000**
Blue	TW SAK2.5 BL	1.5 mm	20	**0302880000**
Small partition				
Small partition	TSCH 1	2 mm	100	**0319160000**
Cover / warning label				
Cover / warning label	AD 3 SAK2.5		50	**0297900000**
Mounting screw (plastic)	BFSC M3X22 PA/RT		100	**0128900000**
	DEK 5/6 / SCHT 7			

SAK 4 — 4 mm²



6.5 x 40 x 51.5
41 / 6
0.13...6

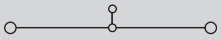

IEC 60947-7-1 — Ex e II — II 2 G D

IEC	UL	CSA	EN 60079-7
800	600	600	550
32	20	36	28
4	AWG 22...12	AWG 26...10	4
8 / 3			
A4 / V2			

KEMA 97ATEX1798 U

Rated connection
0.5...6 / 0.5...4
0.5...4 / 0.5...4
0.5...1.0 Nm (M 3)
12 / 0.6 x 3.5 mm
1.5...1.5
0.5...1.5

With twin ferrules ZH 0.5 to ZH 2.5, rated voltage is 690 V.

Type	Qty.	Order No.
SAK 4	100	**1716240000**
SAK 4 BL	100	**0128380000**

Type	current	Qty.	Order No.
Q 2 SAK4	41 A	50	**0336700000**
Q 3 SAK4	41 A	50	**0336800000**
Q 4 SAK4	41 A	50	**0336900000**
Q 10 SAK4	41 A	20	**0368800000**
VL 2 SAK4	32 A	50	**0197000000**
VH 19/5/3.5 SAK4-16		50	**0285100000**
BFSC M3X25		100	**0292500000**
	Width		
PS 4 F.STB 4	7.6 mm	20	**0299600000**
STB 14/D5/2.3/M3 SAK2.5		50	**0168600000**
AP SAK4-10	1.5 mm	20	**0117960000**
AP SAK4-10 BL	1.5 mm	20	**0117980000**
TW 4 SAK4-10	1.5 mm	20	**0130160000**
TW 4 SAK4-10 BL	1.5 mm	20	**0130180000**
TSCH 1	2 mm	100	**0319160000**
AD 4 SAK4		50	**0285300000**
BFSC M3X22 PA/RT		100	**0128900000**

DEK 5/6,5

SAK 6 N — 6 mm²



8 x 40 x 51.5
57 / 10
0.33...10

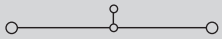

IEC 60947-7-1 — Ex e II — II 2 G D

IEC	UL	CSA	EN 60079-7
800	600	600	550
41	40	47	36
6	AWG 22...8	AWG 20...8	6
8 / 3			
A5 / V2			

KEMA 97ATEX1798 U

Rated connection
0.5...10 / 0.5...6
0.5...10 / 0.5...6
0.8...1.6 Nm (M 3.5)
12 / 4.0 x 0.8 mm

For AWG 8-7 and AWG 8-19, tightening torque is 1.21.4 Nm

Type	Qty.	Order No.
SAK 6N	100	**0193260000**
SAK 6N BL	100	**0193280000**

With AWG 6 and H07V-R10 conductors, an increased MD torque of 1.4 to1.6 Nm should be used.

Type	current	Qty.	Order No.
Q 2 SAK6N	32 A	50	**0456700000**
Q 3 SAK6N	57 A	50	**0456800000**
Q 4 SAK6N	57 A	50	**0456900000**
Q 10 SAK6N	32 A	20	**0457000000**
VL 2 SAK6/10/SAKB	32 A	50	**0135900000**
VH 19/5/3.5 SAK4-16		50	**0285100000**
BFSC M3X25		100	**0292500000**
	Width		
PS 4 F.STB 4	7.6 mm	20	**0299600000**
STB 14/D6/4/M3 SAK10		50	**0169900000**
AP SAK4-10	1.5 mm	20	**0117960000**
AP SAK4-10 BL	1.5 mm	20	**0117980000**
TW 4 SAK4-10	1.5 mm	20	**0130160000**
TW 4 SAK4-10 BL	1.5 mm	20	**0130180000**
TSCH 1	2 mm	100	**0319160000**
AD 4 SAK6N		50	**0196600000**
BFSC M3X22 PA/RT		100	**0128900000**

DEK 5/8 / SCHT 7

When used with twin ferrules ZH 0.5 - ZH 4, the rated voltage is 690 V.

SAK 10 — 10 mm²



10 x 40 x 51.5
76 / 16
1.5...16

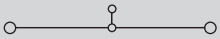

IEC 60947-7-1 — Ex e II — II 2 G D

IEC	UL	CSA	EN 60079-7
800	600	600	550
57	60	65	50
10	AWG 14...6	AWG 16...6	10
8 / 3			
B6 / V2			

KEMA 97ATEX1798 U

Rated connection
1.5...10 / 1.5...16
1.5...16 / 1.5...10
2.0...4.0 Nm (M 4)
12 / 1.0 x 5.5 mm

When used with twin ferrules ZH 0.5 - ZH 4, the rated voltage is 690 V.

Type	Qty.	Order No.
SAK 10	100	**0110060000**
SAK 10 BL	100	**0110080000**

A higher torque of 2 to 2.4 Nm is necessary when using H07V-R16 and AWG 6 conductors.

Type	current	Qty.	Order No.
Q 2 SAK10	57 A	50	**0457100000**
Q 3 SAK10	57 A	50	**0457200000**
Q 4 SAK10	57 A	50	**0457300000**
Q 10 SAK10	57 A	20	**0457400000**
VL 2 SAK6/10/SAKB		50	**0135900000**
VH 19/5/3.5 SAK4-16		50	**0285100000**
BFSC M3X25		100	**0292500000**
	Width		
PS 4 F.STB 4	7.6 mm	20	**0299600000**
STB 14/D6/4/M3 SAK10		50	**0169900000**
AP SAK4-10	1.5 mm	20	**0117960000**
AP SAK4-10 BL	1.5 mm	20	**0117980000**
TW 4 SAK4-10	1.5 mm	20	**0130160000**
TW 4 SAK4-10 BL	1.5 mm	20	**0130180000**
TSCH 1	2 mm	100	**0319160000**
AD 4 SAK10		50	**0178600000**
BFSC M3X22 PA/RT		100	**0128900000**

DEK 5/5

Feed-through terminal

TS 32 / PA

SAK 16 — 16 mm²



12 x 50 x 57.5
76 / 16
2.5...16

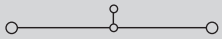

SAK 35 — 35 mm²



18 x 58 x 67.5
150 / 50
2.5...50

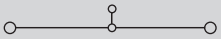

In hazardous area applications, the installation instructions and the rated data specifications for accessories given in the technical appendix must be followed.

Width/Length/height with TS32x7.5	mm
max. current / max. cond. cross-section	A/mm²
Max. clamping range	mm²

Technical data

Rated data		IEC 60947-7-1 Ex e II II 2 G D			
		IEC	UL	CSA	EN 60079-7
Rated voltage	V	1000	600	600	690
Rated current	A	76	80	87	66
Rated cross-section	mm²	16	AWG 12...4	AWG 14...6	16
Rated impulse voltage / Pollution severity	kV/-	8 / 3			
Gauge to IEC 60947-1 / UL94 Flammability class		B6 / V2			
Approvals		KEMA 97ATEX1798 U			
Clamped conductors (H05V/H07V)		**Rated connection**			
solid / stranded	mm²	2.5...10 / 4...16			
flexible / Stranded wire with end ferrules	mm²	4...16 / 4...16			
Tightening torque range (clamping screw)		2.0...4.0 Nm (M 4)			
Stripping length / Blade size	mm/-	15 / 1.0 x 5.5 mm			
2 conductors with same cross-section (H05V/H07V)					
solid / stranded	mm²				
flexible / Stranded wire with end ferrules	mm²				
Note		Twin wire end ferrules ZH 2.5 - ZH 16 can be used.			

Rated data		IEC 60947-7-1 Ex e II II 2 G D			
		IEC	UL	CSA	EN 60079-7
Rated voltage	V	1000	600	600	550
Rated current	A	125	105	145	109
Rated cross-section	mm²	35	AWG 12...2	AWG 12...2	35
Rated impulse voltage / Pollution severity	kV/-	8 / 3			
Gauge to IEC 60947-1 / UL94 Flammability class		B8 / V2			
Approvals		KEMA 97ATEX1798 U			
Clamped conductors (H05V/H07V)		**Rated connection**			
solid / stranded	mm²	2.5...16 / 4...50			
flexible / Stranded wire with end ferrules	mm²	2.5...35 / 2.5...35			
Tightening torque range (clamping screw)		4.0...5.0 Nm (M 6)			
Stripping length / Blade size	mm/-	18 / 6.5 x 1.2 mm			
2 conductors with same cross-section (H05V/H07V)					
solid / stranded	mm²	2.5...10 / 10...16			
flexible / Stranded wire with end ferrules	mm²	2.5...16 / 2.5...16			
Note		The tightening torque is 4.5 Nm for 16 - 50 mm² and AWG 6 - 2/7 stranded conductors. Twin wire end ferrules ZH 2.5 - ZH 16 can be used.			

Ordering data

Version	Type	Qty.	Order No.
beige	SAK 16	50	**0271060000**
Blue	SAK 16 BL	50	**0271080000**
Note	If QIs are aligned side by side, then a TW/AP must be used.		

Version	Type	Qty.	Order No.
	SAK 35	20	**0303560000**
	SAK 35 BL	20	**0303580000**
	It is possible to use twin ferrules with identical rated voltages (LAB 13090).		

Accessories

Screwable cross-connection	Type	current	Qty.	Order No.
2-pole	Q 2 SAK16	76 A	50	**0457500000**
3-pole	Q 3 SAK16	76 A	50	**0457600000**
4-pole	Q 4 SAK16	76 A	50	**0457700000**
10-pole	Q 10 SAK16	76 A	20	**0457800000**
Connecting sleeve				
Mounting screw				
Lock washer				
Switchable link				
Switchable link	VL 2 SAK16/SAKA		50	**0135800000**
Connecting sleeve	VH 19/5/3.5 SAK4-16		50	**0285100000**
Mounting screw	BFSC M3X25		100	**0292500000**
Testing / Checking		**Width**		
Test plug	PS 4 F.STB 4	7.6 mm	20	**0299600000**
Socket	STB 14/D6/4/M3 SAK10		50	**0169900000**
End plate / Partition plate				
beige	AP SAK16	1.5 mm	20	**0271160000**
Blue	AP SAK16 BL	1.5 mm	20	**0271180000**
beige				
Blue				
Small partition				
Small partition	TSCH 1	2 mm	100	**0319160000**
Cover / warning label				
Cover / warning label	AD 3 SAK16		50	**0297800000**
Mounting screw (plastic)	BFSC M3X22 PA/RT		100	**0128900000**
Marking systems (see assortment in catalogue 7)				
Marking tags	DEK 5/5			
For detailed information on other accessories and applications, refer to the „Accessories“ section				

Screwable cross-connection	Type	current	Qty.	Order No.
	QL 2 SAK35	99 A	20	**0123600000**
	QL 3 SAK35	99 A	20	**0123700000**
	QL 4 SAK35	99 A	20	**0123800000**
	QL 10 SAK35	99 A	20	**0338600000**
	VH 17/8/5 SAK35		50	**0267000000**
	BFSC M4X30		50	**0267100000**
	SS M4 D 128-A 4		100	**0136400000**
	VL 2 SAK35	119 A	50	**0124000000**
	VH 24.5/8/5 SAK35		50	**0298700000**
	BFSC M4X35		50	**0298900000**
		Width		
	PS 4 F.STB 4	7.6 mm	20	**0299600000**
	STB 16/D7/4/M4 SAK35		50	**0140200000**
	AP SAK35/TW SAK16	1.5 mm	10	**0303660000**
	AP SAK35/TW SAK16 BL	1.5 mm	10	**0303680000**
	TW SAK35	1.5 mm	20	**0304360000**
	AD 3 SAK35		50	**0273400000**
	BFSC M4X32 PA/RT		100	**0129100000**
	DEK 5/5 / SCHT 7			
	If QIs are aligned side by side, then a TW/AP must be used.			

SAK 35/IK — 35 mm²

Hexagon socket head screw



18 x 58 x 67.5
150 / 50
2.5...50

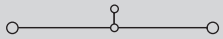

IEC 60947-7-1 — Ex e II — II 2 G D

IEC	UL	CSA	EN 60079-7
1000	600	600	550
125	105	145	109
35	AWG 12...2	AWG 12...2	35
	8 / 3		
	B8 / V2		

KEMA 97ATEX1798 U

Rated connection
2.5...16 / 4...50
2.5...35 / 2.5...35
4.0...5.0 Nm (M 6)
18 / S4 (DIN 6911)
2.5...10 / 10...16
2.5...16 / 2.5...16

The tightening torque is 4.5 Nm for 16 - 50 mm² and AWG 6 - 2/7 stranded conductors. Twin wire end ferrules ZH 2.5 - ZH 16 can be used.

Type	Qty.	Order No.
SAK 35/IK	20	**0476560000**

It is possible to use twin ferrules with identical rated voltages (LAB 13090).

Type	current	Qty.	Order No.
QL 2 SAK35	99 A	20	**0123600000**
QL 3 SAK35	99 A	20	**0123700000**
QL 4 SAK35	99 A	20	**0123800000**
QL 10 SAK35	99 A	20	**0338600000**
VH 17/8/5 SAK35		50	**0267000000**
BFSC M4X30		50	**0267100000**
SS M4 D 128-A 4		100	**0136400000**
VL 2 SAK35	119 A	50	**0124000000**
VH 24.5/8/5 SAK35		50	**0298700000**
BFSC M4X35		50	**0298900000**
	Width		
PS 4 F.STB 4	7.6 mm	20	**0299600000**
STB 16/D7/4/M4 SAK35		50	**0140200000**
AP SAK35/TW SAK16	1.5 mm	10	**0303660000**
TW SAK35	1.5 mm	20	**0304360000**
AD 4 SAK35		50	**0178700000**
BFSC M4X32 PA/RT		100	**0129100000**

DEK 5/5

If QIs are aligned side by side, then a TW/AP must be used.

SAK 35 N — 35 mm²



16 x 58 x 67.5
150 / 50
2.5...50

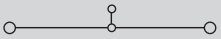

IEC 60947-7-1

IEC	UL	CSA
1000	600	600
125	105	120
35	AWG 12...2	AWG 12...2
	8 / 3	
	B8 / V2	

Rated connection
2.5...16 / 4...50
2.5...35 / 1.5...35
4.0...5.0 Nm (M 6)
18 / 6.5 x 1.2 mm
2.5...10 / 10...16
2.5...16 / 2.5...16

The tightening torque is 4.5 Nm for 16 - 50 mm² and AWG 6 - 2/7 stranded conductors. Twin wire end ferrules ZH 2.5 - ZH 16 can be used.

Type	Qty.	Order No.
SAK 35N	20	**0550660000**

It is possible to use twin ferrules with identical rated voltages (LAB 13090).

Type	current	Qty.	Order No.
QL 2 SAK35N	99 A	50	**0564900000**
QL 3 SAK35N	99 A	50	**0565000000**
QL 4 SAK35N	99 A	50	**0565100000**
QL 10 SAK35N	99 A	20	**0565200000**
VH 17/8/5 SAK35		50	**0267000000**
BFSC M4X30		50	**0267100000**
SS M4 D 128-A 4		100	**0136400000**
	Width		
PS 4 F.STB 4	7.6 mm	20	**0299600000**
STB 16/D7/4/M4 SAK35		50	**0140200000**
AP SAK35/TW SAK16	1.5 mm	10	**0303660000**
AP SAK35/TW SAK16 BL	1.5 mm	10	**0303680000**
TW SAK35	1.5 mm	20	**0304360000**
AD 4 SAK35N		50	**0576700000**
BFSC M4X32 PA/RT		100	**0129100000**

DEK 5/5

If QIs are aligned side by side, then a TW/AP must be used.

SAK 35 N/IK — 35 mm²

Hexagon socket head screw



16 x 58 x 67.5
150 / 50
2.5...50

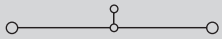

IEC 60947-7-1

IEC	UL	CSA
1000	600	600
125	105	120
35	AWG 12...2	AWG 12...2
	8 / 3	
	B8 / V2	

Rated connection
2.5...16 / 4...50
2.5...35 / 1.5...35
4.0...6.0 Nm (M 6)
18 / S4 (DIN 6911)
2.5...10 / 10...16
2.5...16 / 2.5...16

The tightening torque is 4.5 Nm for 16 - 50 mm² and AWG 6 - 2/7 stranded conductors. Twin wire end ferrules ZH 2.5 - ZH 16 can be used.

Type	Qty.	Order No.
SAK 35N/IK	20	**0555760000**

It is possible to use twin ferrules with identical rated voltages (LAB 13090).

Type	current	Qty.	Order No.
QL 2 SAK35N	99 A	50	**0564900000**
QL 3 SAK35N	99 A	50	**0565000000**
QL 4 SAK35N	99 A	50	**0565100000**
QL 10 SAK35N	99 A	20	**0565200000**
VH 17/8/5 SAK35		50	**0267000000**
BFSC M4X30		50	**0267100000**
SS M4 D 128-A 4		100	**0136400000**
	Width		
PS 4 F.STB 4	7.6 mm	20	**0299600000**
STB 16/D7/4/M4 SAK35		50	**0140200000**
AP SAK35/TW SAK16	1.5 mm	10	**0303660000**
TW SAK35	1.5 mm	20	**0304360000**
AD 4 SAK35N		50	**0576700000**
BFSC M4X32 PA/RT		100	**0129100000**

DEK 5/5

If QIs are aligned side by side, then a TW/AP must be used.

Feed-through terminal

TS 32 / KrG

SAK 2.5 — 2.5 mm²

SAK 4 — 4 mm²

In hazardous area applications, the installation instructions and the rated data specifications for accessories given in the technical appendix must be followed.





Width/Length/height with TS32x7.5	mm	6 x 36.5 x 46.5
max. current / max. cond. cross-section	A/mm²	**32 / 6**
Max. clamping range	mm²	**0.13...6**

Width/Length/height with TS32x7.5	mm	6.5 x 40 x 51.5
max. current / max. cond. cross-section	A/mm²	**41 / 6**
Max. clamping range	mm²	**0.13...6**

Technical data

Rated data		IEC 60947-7-1 / Ex e II / II 2 G D			
		IEC	**UL**	**CSA**	**EN 60079-7**
Rated voltage	V	800	600	600	550
Rated current	A	24	20	25	21
Rated cross-section	mm²	2.5	AWG 22...12	AWG 26...10	2.5
Rated impulse voltage / Pollution severity	kV/-	8 / 3			
Gauge to IEC 60947-1 / UL94 Flammability class		A3 / 5VA			
Approvals		KEMA 97ATEX1798 U			
Clamped conductors (H05V/H07V)		**Rated connection**			
solid / stranded	mm²	0.5...6 / 0.5...4			
flexible / Stranded wire with end ferrules	mm²	0.5...4 / 0.5...2.5			
Tightening torque range (clamping screw)		0.4...0.6 Nm (M 2.5)			
Stripping length / Blade size	mm/-	10 / 0.6 x 3.5 mm			
2 conductors with same cross-section (H05V/H07V)					
solid / stranded	mm²	...1.5			
flexible / Stranded wire with end ferrules	mm²	0.5...1.5			
Note		With twin ferrules ZH 0.5 to ZH 1.5, rated voltage is 690 V.			

Rated data		IEC 60947-7-1 / Ex e II / II 2 G D			
		IEC	**UL**	**CSA**	**EN 60079-7**
Rated voltage	V	800	600	600	550
Rated current	A	32	20	36	28
Rated cross-section	mm²	4	AWG 22...12	AWG 26...10	4
Rated impulse voltage / Pollution severity	kV/-	8 / 3			
Gauge to IEC 60947-1 / UL94 Flammability class		A4 / 5VA			
Approvals		KEMA 97ATEX1798 U			
Clamped conductors (H05V/H07V)		**Rated connection**			
solid / stranded	mm²	0.5...6 / 0.5...4			
flexible / Stranded wire with end ferrules	mm²	0.5...4 / 0.5...4			
Tightening torque range (clamping screw)		0.5...1.0 Nm (M 3)			
Stripping length / Blade size	mm/-	12 / 0.6 x 3.5 mm			
2 conductors with same cross-section (H05V/H07V)					
solid / stranded	mm²	0.5...1.5			
flexible / Stranded wire with end ferrules	mm²	0.5...1 / 0.5...1			
Note		With twin ferrules ZH 0.5 to ZH 2.5, rated voltage is 690 V.			

Ordering data

Version		Type	Qty.	Order No.
	Medium yellow	SAK 2.5 KRG	100	**0279620000**
	Blue	SAK 2.5 KRG/BL	100	**0279670000**
Note				

Version		Type	Qty.	Order No.
	Medium yellow	SAK 4 KRG	100	**0128320000**
	Blue	SAK 4 KRG BL	100	**0128370000**
Note				

Accessories

Screwable cross-connection	Type	current	Qty.	Order No.
2-pole	Q 2 SAK2.5	41 A	50	**0337000000**
3-pole	Q 3 SAK2.5	41 A	50	**0337100000**
4-pole	Q 4 SAK2.5	41 A	50	**0337200000**
10-pole	Q 10 SAK2.5	41 A	20	**0368700000**
Connecting sleeve				
Mounting screw				
Lock washer				
Switchable link				
Switchable link				
Connecting sleeve				
Mounting screw				
Testing / Checking		**Width**		
Test plug	PS 2.3 RT	5.4 mm	20	**0180400000**
Socket	STB 6/D3.9/2.3/M2.5 ZB		50	**0130200000**
End plate / Partition plate				
Medium yellow	AP SAK2.5 KRG	1.5 mm	20	**0279520000**
Blue	AP SAK2.5 KRG BL	1.5 mm	20	**0279570000**
Medium yellow	TW SAK2.5 KRG	2.5 mm	20	**0302820000**
Blue	TW SAK2.5 KRG/BL	2.5 mm	20	**0302870000**
Small partition				
Small partition	TSCH 1	2 mm	100	**0319160000**
Cover / warning label				
Cover / warning label	AD 4 AKZ4		50	**0303400000**
Mounting screw (plastic)	BFSC M3X22 PA/RT		100	**0128900000**
Marking systems (see assortment in catalogue 7)				
Marking tags	DEK 5/6 / SCHT 7			
For detailed information on other accessories and applications, refer to the „Accessories“ section				

Screwable cross-connection	Type	current	Qty.	Order No.
2-pole	Q 2 SAK4	41 A	50	**0336700000**
3-pole	Q 3 SAK4	41 A	50	**0336800000**
4-pole	Q 4 SAK4	41 A	50	**0336900000**
10-pole	Q 10 SAK4	41 A	20	**0368800000**
Connecting sleeve				
Mounting screw				
Lock washer				
Switchable link				
Switchable link	VL 2 SAK4	32 A	50	**0197000000**
Connecting sleeve	VH 19/5/3.5 SAK4-16		50	**0285100000**
Mounting screw	BFSC M3X25		100	**0292500000**
Testing / Checking		**Width**		
Test plug	PS 2.3 RT	5.4 mm	20	**0180400000**
Socket	STB 14/D5/2.3/M3 SAK2.5		50	**0168600000**
End plate / Partition plate				
Medium yellow	AP SAK4-10 KRG	1.5 mm	20	**0117920000**
Blue	AP SAK4-10 KRG/BL	1.5 mm	20	**0117970000**
Medium yellow	TW SAK4-10 KRG	2.5 mm	20	**0130120000**
Blue	TW SAK4-10 KRG/BL	2.5 mm	20	**0130170000**
Small partition				
Small partition	TSCH 1	2 mm	100	**0319160000**
Cover / warning label				
Cover / warning label	AD 4 SAK4		50	**0285300000**
Mounting screw (plastic)	BFSC M3X22 PA/RT		100	**0128900000**
Marking systems (see assortment in catalogue 7)				
Marking tags	DEK 5/6,5 / SCHT 7			
For detailed information on other accessories and applications, refer to the „Accessories“ section				

SAK 6 N — 6 mm²



8 x 40 x 51.5
57 / 10
0.33...10

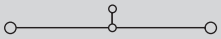

IEC 60947-7-1 — Ex e II — II 2 G D

IEC	UL	CSA	EN 60079-7
800	600	600	550
41	40	47	36
6	AWG 22...8	AWG 20...8	6
8 / 3			
A5 / 5VA			

KEMA 97ATEX1798 U

Rated connection
0.5...10 / 0.5...6
0.5...10 / 0.5...6
0.8...1.6 Nm (M 3.5)
12 / 4.0 x 0.8 mm

When used with twin ferrules ZH 0.5 - ZH 4, the rated voltage is 690 V.

Type	Qty.	Order No.
SAK 6N KRG	100	**0193220000**

With AWG 6 and H07V-R10 conductors, an increased MD torque of 1.4 to1.6 Nm should be used.

Type	current	Qty.	Order No.
Q 2 SAK6N	32 A	50	**0456700000**
Q 3 SAK6N	57 A	50	**0456800000**
Q 4 SAK6N	57 A	50	**0456900000**
Q 10 SAK6N	32 A	20	**0457000000**
VL 2 SAK6N/SAKT	32 A	50	**0194700000**
VH 19/5/3.5 SAK4-16		50	**0285100000**
BFSC M3X25		100	**0292500000**
	Width		
PS 4 F.STB 4	7.6 mm	20	**0299600000**
AP SAK4-10 KRG	1.5 mm	20	**0117920000**
AP SAK4-10 KRG/BL	1.5 mm	20	**0117970000**
TW SAK4-10 KRG	2.5 mm	20	**0130120000**
TW SAK4-10 KRG/BL	2.5 mm	20	**0130170000**
TSCH 1	2 mm	100	**0319160000**
AD 4 SAK6N		50	**0196600000**
BFSC M3X22 PA/RT		100	**0128900000**

DEK 5/8 / SCHT 7

SAK 10 — 10 mm²



10 x 40 x 51.5
76 / 16
1.5...16

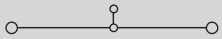

IEC 60947-7-1 — Ex e II — II 2 G D

IEC	UL	CSA	EN 60079-7
800	600	600	550
57	60	65	50
10	AWG 14...6	AWG 16...6	10
8 / 3			
B6 / 5VA			

KEMA 97ATEX1798 U

Rated connection
1.5...10 / 1.5...16
1.5...16 / 1.5...10
2.0...4.0 Nm (M 4)
12 / 1.0 x 5.5 mm

When used with twin ferrules ZH 0.5 - ZH 4, the rated voltage is 690 V.

Type	Qty.	Order No.
SAK 10 KRG	100	**0110020000**
SAK 10 KRG/BL	100	**0110070000**

A higher torque of 2 to 2.4 Nm is necessary when using H07V-R16 and AWG 6 conductors.

Type	current	Qty.	Order No.
Q 2 SAK10	57 A	50	**0457100000**
Q 3 SAK10	57 A	50	**0457200000**
Q 4 SAK10	57 A	50	**0457300000**
Q 10 SAK10	57 A	20	**0457400000**
VL 2 SAK6/10/SAKB	32 A	50	**0135900000**
VH 19/5/3.5 SAK4-16		50	**0285100000**
BFSC M3X25		100	**0292500000**
	Width		
PS 4 F.STB 4	7.6 mm	20	**0299600000**
STB 14/D6/4/M3 SAK10		50	**0169900000**
AP SAK4-10 KRG	1.5 mm	20	**0117920000**
AP SAK4-10 KRG/BL	1.5 mm	20	**0117970000**
TW SAK4-10 KRG	2.5 mm	20	**0130120000**
TW SAK4-10 KRG/BL	2.5 mm	20	**0130170000**
TSCH 1	2 mm	100	**0319160000**
AD 4 SAK10		50	**0178600000**
BFSC M3X22 PA/RT		100	**0128900000**

DEK 5/5

SAK 16 — 16 mm²



12 x 50 x 57.5
76 / 16
2.5...16

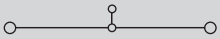

IEC 60947-7-1 — Ex e II — II 2 G D

IEC	UL	CSA	EN 60079-7
1000	600	600	690
76	80	87	66
16	AWG 12...4	AWG 14...6	16
8 / 3			
B6 / 5VA			

KEMA 97ATEX1798 U

Rated connection
2.5...10 / 4...16
4...16 / 4...16
2.0...4.0 Nm (M 4)
15 / 1.0 x 5.5 mm

Twin wire end ferrules ZH 2.5 - ZH 16 can be used.

Type	Qty.	Order No.
SAK 16 KRG	50	**0271020000**

If QIs are aligned side by side, then a TW/AP must be used.

Type	current	Qty.	Order No.
Q 2 SAK16	76 A	50	**0457500000**
Q 3 SAK16	76 A	50	**0457600000**
Q 4 SAK16	76 A	50	**0457700000**
Q 10 SAK16	76 A	20	**0457800000**
VL 2 SAK16/SAKA	57 A	50	**0135800000**
VH 19/5/3.5 SAK4-16		50	**0285100000**
BFSC M3X25		100	**0292500000**
	Width		
PS 4 F.STB 4	7.6 mm	20	**0299600000**
STB 14/D6/4/M3 SAK10		50	**0169900000**
AP SAK16 KRG	3 mm	20	**0271120000**
AP SAK35/TW SAK16 BL	1.5 mm	10	**0303680000**
TW SAK16 KRG	3 mm	20	**0281120000**
TSCH 1	2 mm	100	**0319160000**
AD 4 SAK16		50	**0518200000**
BFSC M3X22 PA/RT		100	**0128900000**

DEK 5/5

Feed-through terminal

TS 32 / KrG

		SAK 35	35 mm²	SAK 35/IK	35 mm²
				Hexagon socket head screw	





In hazardous area applications, the installation instructions and the rated data specifications for accessories given in the technical appendix must be followed.

Width/Length/height with TS32x7.5	mm	18 x 58 x 67.5	18 x 58 x 67.5
max. current / max. cond. cross-section	A/mm²	**125 / 50**	**125 / 50**
Max. clamping range	mm²	**6...50**	**6...50**

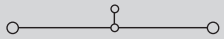

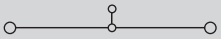

Technical data

		IEC 60947-7-1 Ex e II II 2 G D				IEC 60947-7-1 Ex e II II 2 G D			
Rated data		**IEC**	**UL**	**CSA**	**EN 60079-7**	**IEC**	**UL**	**CSA**	**EN 60079-7**
Rated voltage	V	1000	600	600	550	1000	600	600	550
Rated current	A	125	105	145	109	125	105	145	109
Rated cross-section	mm²	35	AWG 6...2	AWG 6...2	35	35	AWG 6...2	AWG 6...2	35
Rated impulse voltage / Pollution severity	kV/-	8 / 3				8 / 3			
Gauge to IEC 60947-1 / UL94 Flammability class		B9 / 5VA				B9 / 5VA			
Approvals		KEMA 97ATEX1798 U				KEMA 97ATEX1798 U			
Clamped conductors (H05V/H07V)		**Rated connection**				**Rated connection**			
solid / stranded	mm²	6...16 / 16...50				6...16 / 16...50			
flexible / Stranded wire with end ferrules	mm²	10...35 / 10...35				10...35 / 10...35			
Tightening torque range (clamping screw)		5,0 Nm (M 6)				5,0 Nm (M 6)			
Stripping length / Blade size	mm/-	20 / 6.5 x 1.2 mm				20 / S4 (DIN 6911)			
2 conductors with same cross-section (H05V/H07V)									
solid / stranded	mm²								
flexible / Stranded wire with end ferrules	mm²								
Note		The tightening torque is 4.5 Nm for 16 - 50 mm² and AWG 6 - 2/7 stranded conductors. Twin wire end ferrules ZH 2.5 - ZH 16 can be used.				The tightening torque is 4.5 Nm for 16 - 50 mm² and AWG 6 - 2/7 stranded conductors. Twin wire end ferrules ZH 2.5 - ZH 16 can be used.			

Ordering data

Version	Type	Qty.	Order No.
Medium yellow	SAK 35 KRG	20	**0303520000**
Blue			
Note	It is possible to use twin ferrules with identical rated voltages (LAB 13090).		

Version	Type	Qty.	Order No.
Medium yellow	SAK 35/IK KRG	20	**0476520000**
Blue			
Note	It is possible to use twin ferrules with identical rated voltages (LAB 13090).		

Accessories

Screwable cross-connection	Type	current	Qty.	Order No.
2-pole	QL 2 SAK35	99 A	20	**0123600000**
3-pole	QL 3 SAK35	99 A	20	**0123700000**
4-pole	QL 4 SAK35	99 A	20	**0123800000**
10-pole	QL 10 SAK35	99 A	20	**0338600000**
Connecting sleeve	VH 17/8/5 SAK35		50	**0267000000**
Mounting screw	BFSC M4X30		50	**0267100000**
Lock washer	SS M4 D 128-A 4		100	**0136400000**
Switchable link				
Switchable link	VL 2 SAK35	119 A	50	**0124000000**
Connecting sleeve	VH 24.5/8/5 SAK35		50	**0298700000**
Mounting screw	BFSC M4X35		50	**0298900000**
Testing / Checking		**Width**		
Test plug	PS 4 F.STB 4	7.6 mm	20	**0299600000**
Socket	STB 16/D7/4/M4 SAK35		50	**0140200000**
End plate / Partition plate				
Medium yellow	AP SAK35 KRG	3 mm	10	**0303620000**
Blue	AP SAK35 KRG/BL	3 mm	10	**0303670000**
Medium yellow	TW SAK35 KRG	3 mm	20	**0304320000**
Blue				
Small partition				
Small partition				
Cover / warning label				
Cover / warning label	AD 4 SAK35		50	**0178700000**
Mounting screw (plastic)	BFSC M4X32 PA/RT		100	**0129100000**
Marking systems (see assortment in catalogue 7)				
Marking tags	DEK 5/5 / SCHT 7			
For detailed information on other accessories and applications, refer to the „Accessories“ section	If QIs are aligned side by side, then a TW/AP must be used.			

Screwable cross-connection	Type	current	Qty.	Order No.
2-pole	QL 2 SAK35	99 A	20	**0123600000**
3-pole	QL 3 SAK35	99 A	20	**0123700000**
4-pole	QL 4 SAK35	99 A	20	**0123800000**
10-pole	QL 10 SAK35	99 A	20	**0338600000**
Connecting sleeve	VH 17/8/5 SAK35		50	**0267000000**
Mounting screw	BFSC M4X30		50	**0267100000**
Lock washer	SS M4 D 128-A 4		100	**0136400000**
Switchable link				
Switchable link	VL 2 SAK35	119 A	50	**0124000000**
Connecting sleeve	VH 24.5/8/5 SAK35		50	**0298700000**
Mounting screw	BFSC M4X35		50	**0298900000**
Testing / Checking		**Width**		
Test plug	PS 4 F.STB 4	7.6 mm	20	**0299600000**
Socket	STB 16/D7/4/M4 SAK35		50	**0140200000**
End plate / Partition plate				
Medium yellow	AP SAK35 KRG	3 mm	10	**0303620000**
Blue				
Medium yellow	TW SAK35 KRG	3 mm	20	**0304320000**
Blue				
Small partition				
Small partition				
Cover / warning label				
Cover / warning label	AD 4 SAK35		50	**0178700000**
Mounting screw (plastic)	BFSC M4X32 PA/RT		100	**0129100000**
Marking systems (see assortment in catalogue 7)				
Marking tags	DEK 5/5			
For detailed information on other accessories and applications, refer to the „Accessories“ section	If QIs are aligned side by side, then a TW/AP must be used.			

SAK 35 N — 35 mm²



16 x 58 x 67.5
125 / 50
2.5...50

IEC 60947-7-1

IEC	UL	CSA
1000	600	600
125	105	120
35	AWG 12...2	AWG 12...2
	8 / 3	
	B8 / 5VA	

Rated connection
2.5...16 / 4...50
2.5...35 / 1.5...35
4.0...5.0 Nm (M 6)
18 / 6.5 x 1.2 mm

The tightening torque is 4.5 Nm for 16 - 50 mm² and AWG 6 - 2/7 stranded conductors. Twin wire end ferrules ZH 2.5 - ZH 16 can be used.

Type	Qty.	Order No.
SAK 35N KRG	20	**0550620000**

It is possible to use twin ferrules with identical rated voltages (LAB 13090).

Type	current	Qty.	Order No.
QL 2 SAK35N	99 A	50	**0564900000**
QL 3 SAK35N	99 A	50	**0565000000**
QL 4 SAK35N	99 A	50	**0565100000**
QL 10 SAK35N	99 A	20	**0565200000**
VH 17/8/5 SAK35		50	**0267000000**
BFSC M4X30		50	**0267100000**
SS M4 D 128-A 4		100	**0136400000**

	Width		
PS 4 F.STB 4	7.6 mm	20	**0299600000**
STB 16/D7/4/M4 SAK35		50	**0140200000**
AP SAK35 KRG	3 mm	10	**0303620000**
AP SAK35 KRG/BL	3 mm	10	**0303670000**
TW SAK35 KRG	3 mm	20	**0304320000**
AD 4 SAK35N		50	**0576700000**
BFSC M4X32 PA/RT		100	**0129100000**

DEK 5/5

If QIs are aligned side by side, then a TW/AP must be used.

SAK 70 — 70 mm²

22 x 75 x 79.5
192 / 70
16...70

IEC 60947-7-1

IEC	UL	CSA
1000	600	600
192	150	150
70	AWG 4...2/0	AWG 4...2/0
	8 / 3	
	B11 / 5VA	

Rated connection
16...16 / 16...70
16...70 / 16...35
6.0...12 Nm (M 8)
24 / S6 (DIN 6911)

Connection torque H07V-R70 = 12 Nm

Type	Qty.	Order No.
SAK 70 KRG	10	**0340820000**
SAK 70 KRG/BL	10	**0340870000**

Type	current	Qty.	Order No.
QL 2 SAK70	192 A	20	**0345300000**
QL 3 SAK70	192 A	5	**0167000000**
VH 30.5/11/5.5 SAK70		20	**0345500000**
BFSC M5X45		20	**0345600000**
SS M5 D 128-A 5		50	**0346100000**

	Width		
PS 4 F.STB 4	7.6 mm	20	**0299600000**
STB 16/D7/4/M5 SAK70		50	**0385400000**
AP 70 SAK70 KRG	4 mm	10	**0340920000**
AD 3 SAK70		10	**0344300000**
BFSC M5X45 PA/NA		50	**0344400000**

DEK 5/5

SAK 95 — 95 mm²



28 x 87.9 x 100.5
232 / 120
16...120

IEC 60947-7-1

IEC	UL	CSA
1000	600	600
232	190	200
95	AWG 6...4/0	AWG 6...4/0
	8 / 3	
	B13 / 5VA	

Rated connection
16...16 / 16...120
16...95 / 10...95
16...20 Nm (M 10)
30 / S8 (DIN 6911)

Ribbon cable (segmented ribbon) can be connected ranging from 3 to 6 segments of 0.8x9 mm, up to 6 segments of 0.8x16 mm and up to 6 segments of 0.5x13 mm.

Type	Qty.	Order No.
SAK 95 KRG	10	**0550520000**

Type	current	Qty.	Order No.
QL 2 SAKG28		10	**0551200000**
QL 3 SAKG28		5	**0407600000**
QL 4 SAKG28		5	**0407700000**
VH 35/11/5.5 SAK95		10	**0551100000**
KISC M5X50/26 SAK95		20	**0630200000**

	Width		
PS 4 F.STB 4	7.6 mm	20	**0299600000**
STB 16/D7/4/M5 SAK70		50	**0385400000**
AP SAK95 KRG	3 mm	10	**0550920000**
BFSC M5X45 PA/NA		50	**0344400000**

DEK 5/5

TS 32 / PA

In hazardous area applications, the installation instructions and the rated data specifications for accessories given in the technical appendix must be followed.

Width/Length/height with TS32x7.5	mm
max. current / max. cond. cross-section	A/mm²
Max. clamping range	mm²

DK 4 — 4 mm²



6 x 50 x 59.5
41 / 6
0.13...6

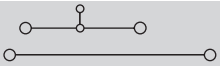

Technical data

IEC 60947-7-1 — Ex e II — II 2 G D

IEC	UL	CSA	EN 60079-7
500	300	300	275
32	27	10	28
4	AWG 22...12	AWG 26...10	4
	6 / 3		
	A3 / V2		
			SIRA 02ATEX3316U

Rated connection	
0.5...6 / 0.5...4	
0.5...4 / 0.5...2.5	
0.5...0.8 Nm (M 3)	
9 / 0.6 x 3.5 mm	
0.5...1.5	
0.5...1.5 / 0.5...1.5	

Note

With twin ferrules ZH 0.5 to ZH 2.5, rated voltage is 690 V.

Ordering data

Version	Type	Qty.	Order No.
beige	DK 4	100	**0355460000**
Blue	DK 4 BL	100	**0355480000**

Note

Accessories

Screwable cross-connection	Type	current	Qty.	Order No.
2-pole	Q 2 AKZ4	32 A	50	**0336400000**
3-pole	Q 3 AKZ4	32 A	50	**0336500000**
4-pole	Q 4 AKZ4	32 A	50	**0336600000**
10-pole	Q 10 AKZ4	32 A	20	**0368600000**
Testing / Checking		**Width**		
Test plug	PS 2.3 RT	5.4 mm	20	**0180400000**
Socket	STB 8.5/D4/2.3/M2.5 AKZ		50	**0215700000**
End plate / Partition plate				
beige	AP DK4	1.5 mm	20	**0359260000**
Blue	AP DK4 BL	1.5 mm	20	**0359280000**
Dark beige Wemid	WTW EN	3 mm	20	**1058800000**
Small partition				
Small partition	TSCH 6 DKI S4	5 mm	100	**0190260000**
Cover / warning label				
Cover / warning label				
Mounting screw (plastic)				

Marking systems (see assortment in catalogue 7)	
Marking tags	DEK 5/6

For detailed information on other accessories and applications, refer to the „Accessories“ section

DK 4 Q — 4 mm²



6 x 50 x 59.5
41 / 6
0.13...6

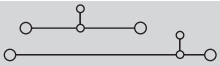

Technical data

IEC 60947-7-1 — Ex e II — II 2 G D

IEC	UL	CSA	EN 60079-7
500	300	300	275
32	27	10	28
4	AWG 22...12	AWG 26...10	4
	6 / 3		
	A3 / V2		
			SIRA 02ATEX3316U

Rated connection	
0.5...6 / 0.5...4	
0.5...4 / 0.5...2.5	
0.5...0.8 Nm (M 3)	
9 / 0.6 x 3.5 mm	
0.5...1.5	
0.5...1.5 / 0.5...1.5	

With twin ferrules ZH 0.5 to ZH 2.5, rated voltage is 690 V.

Ordering data

Type	Qty.	Order No.
DK 4Q/32	100	**0590060000**
DK 4Q/32 BL	100	**0590080000**

Accessories

Type	current	Qty.	Order No.
Q 2 AKZ4	32 A	50	**0336400000**
Q 3 AKZ4	32 A	50	**0336500000**
Q 4 AKZ4	32 A	50	**0336600000**
Q 10 AKZ4	32 A	20	**0368600000**
	Width		
PS 2.3 RT	5.4 mm	20	**0180400000**
STB 8.5/D4/2.3/M2.5 AKZ		50	**0215700000**
AP DK4Q	1.5 mm	20	**1397160000**
AP DK4Q BL	1.5 mm	20	**1397180000**
WTW EN	3 mm	20	**1058800000**
TSCH 6 DKI S4	5 mm	100	**0190260000**

DEK 5/6

DK 4 QV — 4 mm²



6 x 54 x 59.5
41 / 6
0.13...6

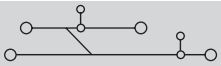

IEC 60947-7-1 — Ex e II — II 2 G D

IEC	UL	CSA	EN 60079-7
500	300	300	275
32	27	10	28
4	AWG 22...12	AWG 26...12	4
	6 / 3		
	A3 / V2		
			SIRA 02ATEX3316U

Rated connection
0.5...6 / 0.5...4
0.5...4 / 0.5...2.5
0.5...0.8 Nm (M 3)
8 / 0.6 x 3.5 mm
0.5...1.5
0.5...1.5 / 0.5...1.5

With twin ferrules ZH 0.5 to ZH 2.5, rated voltage is 690 V.

Type	Qty.	Order No.
DK 4QV/32	100	**0590260000**
DK 4QV/32 BL	100	**0590280000**

Type	current	Qty.	Order No.
Q 2 AKZ4	32 A	50	**0336400000**
Q 3 AKZ4	32 A	50	**0336500000**
Q 4 AKZ4	32 A	50	**0336600000**
Q 10 AKZ4	32 A	20	**0368600000**
	Width		
PS 2.3 RT	5.4 mm	20	**0180400000**
STB 8.5/D4/2.3/M2.5 AKZ		50	**0215700000**
AP DK4Q	1.5 mm	20	**1397160000**
AP DK4Q BL	1.5 mm	20	**1397180000**
WTW EN	3 mm	20	**1058800000**
TSCH 6 DKI S4	5 mm	100	**0190260000**
AD 4 AKZ4		50	**0303400000**
BFSC M2.5X18 PA/RT		100	**0303300000**

DEK 5/6

Modular PE terminals

TS 32 / PA

Width/Length/height with TS32x7.5	mm
max. current / max. cond. cross-section	A/mm²
Max. clamping range	mm²

In hazardous area applications, the installation instructions and the rated data specifications for accessories given in the technical appendix must be followed.

EK 2.5N — 2.5 mm²

6 x 36.5 x 46.5
/ 4
0.33...4

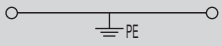

Technical data

IEC 60947-7-2 — Ex e II — II 2 G D

IEC	UL	CSA	EN 60079-7
2.5	AWG 22...12	AWG 26...10	AWG 26...10
800			
8			
300 A (2.5 mm²)			
3			
A3 / V2			
KEMA 97ATEX1798 U			

Rated connection
0.5...4 / 0.5...2.5
0.5...4 / 0.5...2.5
0.4...0.8 Nm (M 2.5)
0.5...0.8 Nm
10 / 0.6 x 3.5 mm

Ordering data

Type	Qty.	Order No.
EK 2.5N	100	**0474360000**

Accessories

Type	Width	Qty.	Order No.
SH 2	40 mm	10	**0494920000**

Marking systems (see assortment in catalogue 7)
DEK 5/6

For detailed information on other accessories and applications, refer to the „Accessories“ section

EK 4 — 4 mm²

8 x 40 x 51.5
/ 6
0.33...6

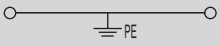

Technical data

IEC 60947-7-2 — Ex e II — II 2 G D

IEC	UL	CSA	EN 60079-7
4	AWG 22...12	AWG 26...10	AWG 26...10
800			
8			
480 A (4 mm²)			
3			
A4 / V2			
KEMA 97ATEX1798 U			

Rated connection
0.5...6 / 0.5...4
0.5...4 / 0.5...4
0.5...1.0 Nm (M 3)
0.5...1.0 Nm
12 / 0.6 x 3.5 mm

Ordering data

Type	Qty.	Order No.
EK 4	100	**0354560000**

Accessories

Type	Width	Qty.	Order No.
SH 2	40 mm	10	**0494920000**

Marking systems (see assortment in catalogue 7)
DEK 5/6,5

EK 10 — 10 mm²

10 x 40 x 51.5
/ 10
0.5...10

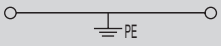

IEC 60947-7-2 — Ex e II — II 2 G D

IEC	UL	CSA	EN 60079-7
10	AWG 14...6	AWG 14...6	AWG 14...6
800			
8			
720 A (6 mm²)			
3			
B6 / V2			

KEMA 97ATEX1798 U

Rated connection
0.5...10 / 1.5...6
0.5...10 / 0.5...10
1.2...1.6 Nm (M 4)
0.5...1.0 Nm
12 / 1.0 x 5.5 mm

Type	Qty.	Order No.
EK 10	100	**0354660000**

UNDEFINED TEXT

Type	Width	Qty.	Order No.
SH 2	40 mm	10	**0494920000**

DEK 5/5

EK 16 — 16 mm²

12 x 50 x 57.5
/ 16
2.5...16

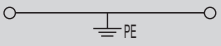

IEC 60947-7-2

IEC	UL	CSA
16	AWG 10...6	AWG 10...4
800		
8		
1920 A (16 mm²)		
3		
B6 / V2		

Rated connection
2.5...16 / 2.5...16
2.5...16 / 4...16
2.0...4.0 Nm (M 4)
0.8...1.6 Nm
16 / 1.0 x 5.5 mm

Type	Qty.	Order No.
EK 16	50	**0374660000**

Type	Width	Qty.	Order No.
SH 2	40 mm	10	**0494920000**

DEK 5/5

EK 35 — 35 mm²

16 x 58 x 67.5
/ 50
6...50

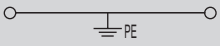

IEC 60947-7-2 — Ex e II — II 2 G D

IEC	UL	CSA	EN 60079-7
35	AWG 6...2	AWG 10...2	AWG 10...2
800			
8			
4200 A (35 mm²)			
3			
B9 / V2			

KEMA 97ATEX1798 U

Rated connection
6...16 / 16...50
10...35 / 10...35
4.0...6.0 Nm (M 6)
0.8...1.6 Nm
20 / 6.5 x 1.0 mm

Type	Qty.	Order No.
EK 35	20	**0354760000**

Type	Width	Qty.	Order No.
SH 2	40 mm	10	**0494920000**

DEK 5/5

The TS 35/15 Cu must be used when connecting conductors of 50 mm².

TS 32

In hazardous area applications, the installation instructions and the rated data specifications for accessories given in the technical appendix must be followed.

Width/Length/height with TS32x7.5	mm
max. current / max. cond. cross-section	A/mm²
Max. clamping range	mm²

EK 2 — 10 mm²

10.2 x 52 x 38
/ 10
1.5...10

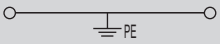

SAKE 35 — 35 mm²



14 x 46 x 39
/ 35
6...35



Technical data

		EK 2			SAKE 35		
		IEC 60947-7-2			IEC 60947-7-2		
Rated data		**IEC**	**UL**	**CSA**	**IEC**	**UL**	**CSA**
Rated cross-section	mm²	10	AWG 16...8	AWG 16...8	35	AWG 8...2	AWG 8...2
Rated voltage to adjacent terminal	-						
Rated impulse withstand voltage to adjacent terminal	-						
Short-time withstand current		1200 A (10 mm²)			4200 A (35 mm²)		
Pollution severity							
Gauge to IEC 60947-1 / UL94 Flammability class		B6 / ---			B8 / V-0		
Approvals							
Clamped conductors (H05V/H07V)		**Rated connection**			**Rated connection**		
solid / stranded	mm²	1.5...10 / 1.5...10			6...35 / 6...35		
flexible / Stranded wire with end ferrules	mm²	1.5...10 / 1.5...10			6...35 / 10...35		
Tightening torque range (clamping screw)		1.2...1.6 Nm (M 4)			4.0...5.0 Nm (M 6)		
Tightening torque range (fixing screw)		2.0...4.0 Nm			2.0...4.0 Nm		
Stripping length / Blade size	mm/-	14 / 1.0 x 5.5 mm			16 / 6.5 x 1.2 mm		
Note							

Ordering data

Version	Type	Qty.	Order No.	Type	Qty.	Order No.
	EK 2	20	**0323100000**	SAKE 35	20	**0144400000**
Note						

Accessories

Rail support	Type	Width	Qty.	Order No.	Type	Width	Qty.	Order No.
	SH 2	40 mm	10	**0494920000**	SH 2	40 mm	10	**0494920000**

(see assortment in catalogue 7)

For detailed information on other accessories and applications, refer to the „Accessories“ section

SAKE 70 — 70 mm²



18 x 94 x 59.5
/ 70
10...70

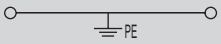

IEC 60947-7-2

IEC	UL	CSA
70		AWG 1...2/0
8400 A (70 mm²)		
B10 / V-0		

Rated connection
10...16 / 10...70
10...70 / 10...70
6.0...12 Nm (M 8)
2.0...4.0 Nm
25 /

When connecting with stranded conductors ≥ 50 mm² and 12 Nm tightening torque. Test current 8.4 kA to IK carried out via copper terminal rail

Type	Qty.	Order No.
SAKE 70/32	10	**0213200000**

Type	Width	Qty.	Order No.
SH 2	40 mm	10	**0494920000**

A copper TS 32 rail must be used for connecting conductors >= 50 mm².

TS 32 / PA

In hazardous area applications, the installation instructions and the rated data specifications for accessories given in the technical appendix must be followed.

Width/Length/height with TS32x7.5	mm
max. current / max. cond. cross-section	A/mm²
Max. clamping range	mm²

SAKR 4 mm²

6.5 x 42 x 40.5
10 / 4
0.13...4

SAKR StB 4 mm²

6.5 x 42 x 40.5
10 / 4
0.13...4

Technical data

		SAKR			SAKR StB		
		IEC 60947-7-1			IEC 60947-7-1		
Rated data		**IEC**	**UL**	**CSA**	**IEC**	**UL**	**CSA**
Rated voltage	V	400	300	300	400	300	300
Rated current	A	10	10	10	10	10	10
Rated cross-section	mm²	4	AWG 22...12	AWG 22...12	4	AWG 22...12	AWG 22...12
Rated impulse voltage / Pollution severity	kV/-	6 / 3			6 / 3		
Gauge to IEC 60947-1 / UL94 Flammability class		A3 / V2			A3 / V2		
Approvals							
Clamped conductors (H05V/H07V)		**Rated connection**			**Rated connection**		
solid / stranded	mm²	0.5...4 / 1.5...4			0.5...4 / 1.5...4		
flexible / Stranded wire with end ferrules	mm²	0.5...4 / 0.5...2.5			0.5...4 / 0.5...2.5		
Tightening torque range (clamping screw)		0.5...1.0 Nm (M 3)			0.5...1.0 Nm (M 3)		
Stripping length / Blade size	mm/-	8 / 0.6 x 3.5 mm			8 / 0.6 x 3.5 mm		
2 conductors with same cross-section (H05V/H07V)							
solid / stranded	-						
flexible / Stranded wire with end ferrules	-						
Note		Torque for SAKR with socket: 0.5 - 0.7 Nm.			Tightening torque via the sockets is 0.5 - 0.7 Nm.		

Ordering data

		SAKR			SAKR StB		
Version		**Type**	**Qty.**	**Order No.**	**Type**	**Qty.**	**Order No.**
	beige	SAKR	100	**0412160000**	SAKR 2STB	100	**0412260000**
	Blue	SAKR BL	100	**0412180000**	SAKR 2STB BL	100	**0412280000**
Note							

Accessories

		SAKR				SAKR StB			
External cross-connection		**Type**	**current**	**Qty.**	**Order No.**	**Type**	**current**	**Qty.**	**Order No.**
	2-pole	QB 2 WI RA6 IS	27 A	50	**0482700000**	QB 2 WI RA6 IS	27 A	50	**0482700000**
	3-pole	QB 3 WI RA6 IS	27 A	50	**0482800000**	QB 3 WI RA6 IS	27 A	50	**0482800000**
	4-pole	QB 4 WI RA6 IS	27 A	50	**0482900000**	QB 4 WI RA6 IS	27 A	50	**0482900000**
Testing / Checking			**Width**				**Width**		
	Test plug	PS 2.3 RT	5.4 mm	20	**0180400000**	PS 2.3 RT	5.4 mm	20	**0180400000**
	Socket	STB 6/D3.7/2.3/M3 SAKR		100	**0379400000**	STB 6/D3.7/2.3/M3 SAKR		100	**0379400000**
End plate / Partition plate									
	beige	AP SAKR BE	1.5 mm	20	**0211360000**	AP SAKR BE	1.5 mm	20	**0211360000**
	Blue	AP SAKR BL	1.5 mm	20	**0211380000**	AP SAKR BL	1.5 mm	20	**0211380000**
	beige								
	Tropical applications	TW SAK2.5 HP/TF/GE/1	1 mm	20	**0297100000**	TW SAK2.5 HP/TF/GE/1	1 mm	20	**0297100000**

		SAKR	SAKR StB
Marking systems	(see assortment in catalogue 7)		
	Marking tags	DEK 5/6,5 / SCHT 7	DEK 5/6,5 / SCHT 7
For detailed information on other accessories and applications, refer to the „Accessories“ section		QB 25 blank, refer to „Accessories“ section. Note that max. conductor connection with QB = 2.5 mm². Twin wire-end ferrules ZH 0.5 - ZH 1.5 can be used.	QB 25 blank, refer to „Accessories“ section. Note that max. conductor connection with QB = 2.5 mm². Twin wire-end ferrules ZH 0.5 - ZH 1.5 can be used.

DKT 4 — 4 mm²



6 x 65 x 56.5
10 / 4
0.13...4



IEC 60947-7-1

IEC	UL	CSA
400	300	300
10	10	10
4	AWG 22...12	AWG 26...12
	6 / 3	
	A3 / V2	

Rated connection
0.5...4 / 1.5...4
0.5...4 / 0.5...2.5
0.5...1.0 Nm (M 3)
9 / 0.6 x 3.5 mm

Type	Qty.	Order No.
DKT 4	100	**0687360000**

Type	current	Qty.	Order No.
QB 2 WI RA6 IS	27 A	50	**0482700000**
QB 3 WI RA6 IS	27 A	50	**0482800000**
QB 4 WI RA6 IS	27 A	50	**0482900000**
	Width		
PS 2.3 RT	5.4 mm	20	**0180400000**
AP DKT4 PA	1.5 mm	20	**0687560000**
TW SAKS2 HP/DBR/2	2 mm	20	**0607000000**

DEK 5/6

DKT 4 V — 4 mm²



6 x 65 x 56.5
10 / 4
0.13...4

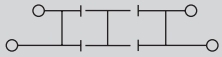

IEC 60947-7-1

IEC	UL	CSA
400		
10		
4		
	6 / 3	
	A3 / V2	

Rated connection
0.5...4 / 1.5...4
0.5...4 / 0.5...2.5
0.5...1.0 Nm (M 3)
9 / 0.6 x 3.5 mm

Type	Qty.	Order No.
DKT 4V 2STB	50	**1304860000**

Type	current	Qty.	Order No.
QB 2 WI RA6 IS	27 A	50	**0482700000**
QB 3 WI RA6 IS	27 A	50	**0482800000**
QB 4 WI RA6 IS	27 A	50	**0482900000**
	Width		
PS 2.3 RT	5.4 mm	20	**0180400000**
AP DKT4 PA	1.5 mm	20	**0687560000**
TW SAKS2 HP/DBR/2	2 mm	20	**0607000000**

DEK 5/6

TS 32 / KrG

SAKR	4 mm²

SAKR StB	4 mm²



In hazardous area applications, the installation instructions and the rated data specifications for accessories given in the technical appendix must be followed.

Width/Length/height with TS32x7.5	mm
max. current / max. cond. cross-section	A/mm²
Max. clamping range	mm²

SAKR	SAKR StB
6.5 x 42 x 40.5	6.5 x 42 x 40.5
10 / 4	**10 / 4**
0.13...4	**0.13...4**

Technical data

Rated data		SAKR	SAKR StB
Rated voltage	V	IEC 60947-7-1	IEC 60947-7-1
Rated current	A		
Rated cross-section	mm²		
Rated impulse voltage / Pollution severity	kV/-		
Gauge to IEC 60947-1 / UL94 Flammability class			
Approvals			
Clamped conductors (H05V/H07V)			
solid / stranded	mm²		
flexible / Stranded wire with end ferrules	mm²		
Tightening torque range (clamping screw)			
Stripping length / Blade size	mm/-		
2 conductors with same cross-section (H05V/H07V)			
solid / stranded	-		
flexible / Stranded wire with end ferrules	-		

IEC	UL	CSA
400	300	300
10	10	10
4	AWG 22...12	AWG 22...12
	6 / 3	
	A3 / 5VA	

Rated connection
0.5...4 / 1.5...4
0.5...4 / 0.5...2.5
0.5...1.0 Nm (M 3)
8 / 0.6 x 3.5 mm

IEC	UL	CSA
400	300	300
10	10	10
4	AWG 22...12	AWG 22...12
	6 / 3	
	A3 / 5VA	

Rated connection
0.5...4 / 1.5...4
0.5...4 / 0.5...2.5
0.5...1.0 Nm (M 3)
8 / 0.6 x 3.5 mm

Note	SAKR	SAKR StB
	Torque for SAKR with socket: 0.5 - 0.7 Nm.	Tightening torque via the sockets is 0.5 - 0.7 Nm.

Ordering data

Version	SAKR	SAKR StB
	Medium yellow	

Type	Qty.	Order No.
SAKR KRG	100	**0412120000**

Type	Qty.	Order No.
SAKR 2STB KRG	100	**0412220000**

Note

Accessories

Screwable cross-connection	SAKR	SAKR StB
2-pole		
3-pole		
4-pole		
10-pole		
Connecting sleeve		
Mounting screw		
Lock washer		

Type		Qty.	Order No.
Testing / Checking	**Width**		
Test plug	PS 2.3 RT	5.4 mm 20	**0180400000**
Socket	STB 6/D3.7/2.3/M3 SAKR	100	**0379400000**
End plate / Partition plate			
Medium yellow	AP SAKR KRG	1.5 mm 20	**0211320000**
Blue			
Medium yellow			
Blue			
Tropical applications	TW SAK2.5 HP/TF/GE/1	1 mm 20	**0297100000**

Type		Qty.	Order No.
Testing / Checking	**Width**		
Test plug	PS 2.3 RT	5.4 mm 20	**0180400000**
Socket	STB 6/D3.7/2.3/M3 SAKR	100	**0379400000**
End plate / Partition plate			
Medium yellow	AP SAKR KRG	1.5 mm 20	**0211320000**
Blue			
Medium yellow			
Blue			
Tropical applications	TW SAK2.5 HP/TF/GE/1	1 mm 20	**0297100000**

Marking systems (see assortment in catalogue 7)	SAKR	SAKR StB
Marking tags	DEK 5/6,5 / SCHT 7	DEK 5/6,5 / SCHT 7
For detailed information on other accessories and applications, refer to the „Accessories“ section	QB 25 blank, refer to „Accessories“ section. Note that max. conductor connection with QB = 2.5 mm². Twin wire-end ferrules ZH 0.5 - ZH 1.5 can be used.	QB 25 blank, refer to „Accessories“ section. Note that max. conductor connection with QB = 2.5 mm². Twin wire-end ferrules ZH 0.5 - ZH 1.5 can be used.

SAKC 4 — 4 mm²



6.5 x 40 x 51.5
25 / 6
0.33...6

IEC 60947-7-1

IEC	UL	CSA
400	300	300
25	25	25
4	AWG 22...12	AWG 22...10
	6 / 3	
	A4 / 5VA	

Rated connection
0.5...6 / 1.5...4
0.5...4 / 0.5...4
0.5...1.0 Nm (M 3)
12 / 0.6 x 3.5 mm

Tightening torque via the sockets is 0.5 - 0.7 Nm.

Type	Qty.	Order No.
SAKC 4 KRG	100	**0340720000**
SAKC 4 2STB 7 order no. 0340620000		

Type		Qty.	Order No.
	Width		
PS 2.3 RT	5.4 mm	20	**0180400000**
STB 7/D4/2.3/M3 ZB/SAKC		100	**0358500000**
AP SAK4-10 KRG	1.5 mm	20	**0117920000**
AP SAK4-10 KRG/BL	1.5 mm	20	**0117970000**
TW SAK4-10 KRG	2.5 mm	20	**0130120000**
TW SAK4-10 KRG/BL	2.5 mm	20	**0130170000**

DEK 5/6,5
Dummy plug and pull out tool see chapter accessories

SAKC 10 — 10 mm²



12 x 65 x 52.5
27 / 10
0.33...10



IEC 60947-7-1

IEC	UL	CSA
500	600	600
26	25	25
10	AWG 22...8	AWG 20...10
	6 / 3	
	B6 / 5VA	

Rated connection
0.5...10 / 1.5...10
0.5...10 / 0.5...10
1.2...2.4 Nm (M 4)
12 / 1.0 x 5.5 mm

Tightening torque for socket is 1.2 Nm. Tightening torque is 2 Nm when connecting 10-mm² stranded conductor

Type	Qty.	Order No.
SAKC 10 2STB	50	**0324120000**
Version with socket (right), Art.no.: 0324020000 SAKC 10 STB/RE		

Type	current	Qty.	Order No.
QL 2 SAKA10	36 A	50	**0135500000**
QL 3 SAKA10	36 A	50	**0135600000**
QL 4 SAKA10	36 A	50	**0135700000**
QL 10 SAKA10	36 A	20	**0338500000**
VH 13.6/7/4.2 SAKA10		50	**0299700000**
BFSC M4X20		100	**0362800000**
SS M4 D 128-A 4		100	**0136400000**
	Width		
PS 4 F.STB 4	7.6 mm	20	**0299600000**
STB 17/D6/4/M4 SAKC10		50	**0147100000**
AP SAKB-C-T I	3 mm	20	**0146710000**
TW SAKB-C-T	3 mm	20	**0242920000**

DEK 5/6,5
Pull out force look under Accessories.

TS 32 / PA

KSKM 1	10 mm²
5 x 20	



13 x 69 x 63 **6.3 / 16** **0.13...16**	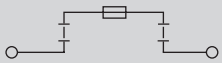

KSKM 2	10 mm²
1“ x 1/4“	



13 x 69 x 63 **13 / 16** **0.13...16**	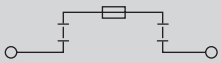

In hazardous area applications, the installation instructions and the rated data specifications for accessories given in the technical appendix must be followed.

Width/Length/height with TS32x7.5	mm
max. current / max. cond. cross-section	A/mm²
Max. clamping range	mm²

Technical data

Rated data		IEC	UL	CSA	IEC	UL	CSA
Rated voltage	V	250	600		250	600	
Rated current	A	6.3	10		13	15	
Rated cross-section	mm²	10	AWG 26...8		10	AWG 26...8	
Rated impulse voltage / Pollution severity	kV/-						
Gauge to IEC 60947-1 / UL94 Flammability class			B6 / V-0			B6 / V-0	
Approvals							
Clamped conductors (H05V/H07V)		**Rated connection**			**Rated connection**		
solid / stranded	mm²	0.5...16			0.5...16		
flexible / Stranded wire with end ferrules	mm²	0.5...10			0.5...10		
Tightening torque range (clamping screw)		1.2...2.4 Nm (M 4)			1.2...2.4 Nm (M 4)		
Stripping length / Blade size	mm/-	12 / 1.0 x 5.5 mm			12 / 1.0 x 5.5 mm		
2 conductors with same cross-section (H05V/H07V)							
solid / stranded	mm²						
flexible / Stranded wire with end ferrules	mm²						
Note							

Ordering data

Version	Type	Qty.	Order No.	Type	Qty.	Order No.
	KSKM 1/32 G20	20	**9509570000**	KSKM 2/32 GZ 1X1/4	20	**9509580000**
Note						

Accessories

Screwable cross-connection	Type	Qty.	Order No.	Type	Qty.	Order No.
2-pole						
3-pole						
4-pole						
G-fuse cartridge, 5 x 20mm (IEC 60127-2)						
0,10 A	G 20/0.10A/F	10	**0430300000**			
0,20 A	G 20/0.20A/F	10	**0430400000**			
0,25 A fast	G 20/0.25A/F	10	**0430500000**			
0,50 A fast	G 20/0.50A/F	10	**0430600000**			
0,63 A	G 20/0.63A/F	10	**0439000000**			
1,00 A fast	G 20/1.00A/F	10	**0430700000**			
1,60 A	G 20/1.60A/F	10	**0430800000**			
2,00 A fast	G 20/2.00A/F	10	**0430900000**			
2,50 A	G 20/2.50A/F	10	**0431000000**			
3,15 A	G 20/3.15A/F	10	**0431100000**			
4,00 A	G 20/4.00A/F	10	**0431200000**			
5,00 A	G 20/5.00A/F	10	**0431300000**			
6,30 A	G 20/6.30A/F	10	**0431400000**			
Contact sleeve						
	SBL/1912	10	**0446100000**	SBL/2111	10	**0446200000**

Marking systems (see assortment in catalogue 7)		
Marking tags	DEK 5/5	DEK 5/5
For detailed information on other accessories and applications, refer to the „Accessories“ section		Fuse 1“ x 1/4“ aren't available by Weidmüller.

KDKS 1 — 4 mm²



8 x 73.5 x 55.6
6.3 / 4
0.33...4

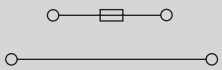

IEC 60947-7-3

IEC	UL	CSA
500	300	
6.3	10	
4	AWG 22...12	
	6 / 3	
	A3 / V2	

Rated connection
0.5...4 / 1.5...4
0.5...4 / 0.5...4
0.5...0.8 Nm (M 3)
8 / 0.6 x 3.5 mm
0.5...1.5
0.5...1.5 / 0.5...1.5

Note: max. conductor size = 2.5 mm² when using the cross-connection.

Type	Qty.	Order No.
KDKS 1/32	50	**9503300000**

Max. power loss (1.6 W) at the cartridge fuse limits the rated current.

Type	current	Qty.	Order No.
QB 2 WI RA8 IS	27 A	50	**0461100000**
QB 3 WI RA8 IS	27 A	50	**0461200000**
QB 4 WI RA8 IS	27 A	50	**0461300000**
G 20/0.10A/F		10	**0430300000**
G 20/0.20A/F		10	**0430400000**
G 20/0.25A/F		10	**0430500000**
G 20/0.50A/F		10	**0430600000**
G 20/1.00A/F		10	**0430700000**
G 20/1.60A/F		10	**0430800000**
G 20/2.00A/F		10	**0430900000**
G 20/2.50A/F		10	**0431000000**
G 20/3.15A/F		10	**0431100000**
G 20/4.00A/F		10	**0431200000**
G 20/5.00A/F		10	**0431300000**
G 20/6.30A/F		10	**0431400000**

DEK 5/8

Fuse terminals

TS 32 / KrG

In hazardous area applications, the installation instructions and the rated data specifications for accessories given in the technical appendix must be followed.

Width/Length/height with TS32x7.5	mm
max. current / max. cond. cross-section	A/mm²
Max. clamping range	mm²

SAKS 1 5x20 — 10 mm²



13 x 54 x 61
10 / 16
0.13...16



SAKS 1 5x20 — 10 mm²

With LED or glow lamp



13 x 54 x 61
10 / 16
0.5...16

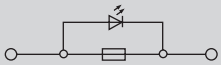

Technical data

Rated data		IEC	UL	CSA
Rated voltage	V	500	600	600
Rated current	A	10	6.3	10
Rated cross-section	mm²	10	AWG 22...10	AWG 26...10
Rated impulse voltage / Pollution severity	kV/-		6 / 3	
Gauge to IEC 60947-1 / UL94 Flammability class			B6 / 5VA	
Approvals				
Clamped conductors (H05V/H07V)		**Rated connection**		
solid / stranded	mm²	0.5...16 / 1.5...10		
flexible / Stranded wire with end ferrules	mm²	0.5...10 / 0.5...10		
Tightening torque range (clamping screw)		1.2...2.4 Nm (M 4)		
Stripping length / Blade size	mm/-	12 / 1.0 x 5.5 mm		
Note		Connections for 10-mm² stranded conductors require a tightening torque of 2 Nm.		

Rated data		IEC	UL	CSA
Rated voltage	V	500		
Rated current	A	6.3		
Rated cross-section	mm²	10	AWG 22...8	AWG 26...10
Rated impulse voltage / Pollution severity	kV/-		4 /	
Gauge to IEC 60947-1 / UL94 Flammability class			B6 / 5VA	
Approvals				
Clamped conductors (H05V/H07V)		**Rated connection**		
solid / stranded	mm²	0.5...16 / 1.5...10		
flexible / Stranded wire with end ferrules	mm²	0.5...10 / 0.5...10		
Tightening torque range (clamping screw)		1.2...2.4 Nm (M 4)		
Stripping length / Blade size	mm/-	12 / 1.0 x 5.5 mm		
Note		Connections for 10-mm² stranded conductors require a tightening torque of 2 Nm.		

Ordering data

Version	Type	Qty.	Order No.
500 V AC/DC	SAKS 1/G20	20	**0191220000**
With GL 230 V AC/DC			
With GL 115 V AC/DC			
With LED +- 24 V DC			
500 V AC/DC			
Note			

Type	Qty.	Order No.
SAKS 1/32 G20 GL 230VAC	10	**0306120000**
SAKS 1/32 G20 GL 115VAC	10	**0385320000**
SAKS 1/32 G20 LD 24VDC	10	**0371420000**

Accessories

Screwable cross-connection	Type	current	Qty.	Order No.
2-pole	QL 2 SAKS1	36 A	50	**0191400000**
3-pole	QL 3 SAKS1	36 A	50	**0191500000**
4-pole	QL 4 SAKS1	36 A	20	**0191600000**
10-pole				
End plate / Partition plate		**Width**		
Medium yellow	AP SAKS1+3 KRG	3 mm	20	**0191320000**

Type	Qty.	Order No.
	Width	
AP SAKS1+3 KRG	3 mm	20	**0191320000**

Marking systems (see assortment in catalogue 7)		
Marking tags	DEK 5/5	DEK 5/5
For detailed information on other accessories and applications, refer to the „Accessories“ section	Refer to „Accessories“ Chapter for cross-connection accessories	

SAKS 1 5x25 — 10 mm²



13 x 54 x 61
10 / 16
0.13...16



IEC	UL	CSA
500	300	600
10	6.3	10
10	AWG 22...8	AWG 26...10
	6 / 3	
	B6 / 5VA	

Rated connection
0.5...16 / 1.5...10
0.5...10 / 0.5...10
1.2...2.4 Nm (M 4)
12 / 1.0 x 5.5 mm

Connections for 10-mm² stranded conductors require a tightening torque of 2 Nm.

Type	Qty.	Order No.
SAKS 1/G25	20	**0191120000**

Type	current	Qty.	Order No.
QL 2 SAKS1	36 A	50	**0191400000**
QL 3 SAKS1	36 A	50	**0191500000**
QL 4 SAKS1	36 A	20	**0191600000**
QL 10 SAKS1	36 A	20	**0338800000**
	Width		
AP SAKS1+3 KRG	3 mm	20	**0191320000**

DEK 5/5

Refer to „Accessories" Chapter for cross-connection accessories

SAKS 1 5x25 — 10 mm²

With glow lamp



13 x 54 x 61
6.3 / 16
0.5...16

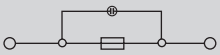

IEC	UL	CSA
500		
6.3		
10	AWG 22...8	AWG 26...10
	4 /	
	B6 / 5VA	

Rated connection
0.5...16 / 1.5...10
0.5...10 / 0.5...10
1.2...2.4 Nm (M 4)
12 / 1.0 x 5.5 mm

Connections for 10-mm² stranded conductors require a tightening torque of 2 Nm.

Type	Qty.	Order No.
SAKS 1/32 G25 GL 230VAC	10	**0309320000**

Type		Qty.	Order No.
	Width		
AP SAKS1+3 KRG	3 mm	20	**0191320000**

DEK 5/5

Refer to „Accessories" Chapter for cross-connection accessories

SAKS 3 — 10 mm²



13 x 54 x 61
10 / 16
0.33...16



IEC	UL	CSA
500	300	600
10	10	10
10	AWG 22...8	AWG 22...10
	6 / 3	
	B6 / 5VA	

Rated connection
0.5...16 / 1.5...10
0.5...10 / 0.5...10
1.2...2.4 Nm (M 4)
12 / 1.0 x 5.5 mm

Type	Qty.	Order No.
SAKS 3 G/5X30 500V	20	**0297520000**
SAKS 3 GZ/6.3X32	20	**0248920000**

SAKS 3 1"x1/4" with a red cap available under 0211120000.

Type	current	Qty.	Order No.
QL 2 SAKS1	36 A	50	**0191400000**
QL 3 SAKS1	36 A	50	**0191500000**
QL 4 SAKS1	36 A	20	**0191600000**
QL 10 SAKS1	36 A	20	**0338800000**
	Width		
AP SAKS1+3 KRG	3 mm	20	**0191320000**

DEK 5/5

TS 32 / KrG

In hazardous area applications, the installation instructions and the rated data specifications for accessories given in the technical appendix must be followed.

Width/Length/height with TS32x7.5	mm
max. current / max. cond. cross-section	A/mm²
Max. clamping range	mm²

SAKS 2 — 10 mm²



27.6 x 80 x 75
10 / 16
0.33...16



SAKS 4 — 10 mm²

D 01-fuses



24 x 75 x 66
16 / 16
0.33...16



Technical data

Rated data		IEC 60947-7-3		
		IEC	UL	CSA
Rated voltage	V	500		600
Rated current	A	10		25
Rated cross-section	mm²	10		AWG 22...8
Rated impulse voltage / Pollution severity	kV/-		6 / 3	
Gauge to IEC 60947-1 / UL94 Flammability class			B6 / 5VA	
Approvals				
Clamped conductors (H05V/H07V)		**Rated connection**		
solid / stranded	mm²	0.5...16 / 0.5...10		
flexible / Stranded wire with end ferrules	mm²	0.5...10 / 0.5...10		
Tightening torque range (clamping screw)		1.2...2.4 Nm (M 4)		
Stripping length / Blade size	mm/-	12 / 1.0 x 5.5 mm		
Note		Connections for stranded conductors from 10 mm² and 7-wire AWG conductors require a tightening torque of 2 Nm.		

Rated data		IEC 60947-7-3		
		IEC	UL	CSA
Rated voltage	V	400		600
Rated current	A	16		30
Rated cross-section	mm²	10		AWG 22...8
Rated impulse voltage / Pollution severity	kV/-		6 / 3	
Gauge to IEC 60947-1 / UL94 Flammability class			B6 / 5VA	
Approvals				
Clamped conductors (H05V/H07V)		**Rated connection**		
solid / stranded	mm²	0.5...16 / 1.5...10		
flexible / Stranded wire with end ferrules	mm²	0.5...10 / 0.5...10		
Tightening torque range (clamping screw)		1.2...2.4 Nm (M 4)		
Stripping length / Blade size	mm/-	14 / 1.0 x 5.5 mm		
Note		Connections for stranded conductors from 10 mm² and 7-wire AWG conductors require a tightening torque of 2 Nm.		

Ordering data

Version	Type	Qty.	Order No.
Without LED	SAKS 2	20	**0206820000**

Version	Type	Qty.	Order No.
Without LED	SAKS 4	20	**0321320000**

Accessories

Screwable cross-connection	Type	current	Qty.	Order No.
2-pole	QL 2 SAKS2	36 A	20	**0207800000**
3-pole	QL 3 SAKS2	36 A	20	**0207900000**
4-pole	QL 4 SAKS2	36 A	20	**0208000000**
10-pole	QL 10 SAKS2	36 A	20	**0338900000**
Mounting screw	BFSC M4X9T		100	**0103300000**
Lock washer	SS M4 D 128-A 4		100	**0136400000**
Screw cover cap		**Width**		
SK	SK E16/SAKS2		25	**0284110000**
Gauge rings				
	P 16/10 RT SAKS2		100	**0208900000**
	P 16/16 GR SAKS2		100	**0209000000**
	P 16/20 BL SAKS2		100	**0209100000**
Fuse cartridges				
	E 16/10A RT TNDZ		25	**0208500000**
	E 16/16A GR TNDZ		25	**0208600000**
	E 16/20A BL TNDZ		25	**0208700000**
	E 16/25A GE TNDZ		25	**0208800000**

Screwable cross-connection	Type	current	Qty.	Order No.
2-pole	QL 2 SAKS4	36 A	20	**0328000000**
3-pole	QL 3 SAKS4	36 A	20	**0328100000**
4-pole	QL 4 SAKS4	36 A	20	**0328200000**
10-pole	QL 10 SAKS4	36 A	20	**0339000000**
Mounting screw	BFSC M4X9T		100	**0103300000**
Lock washer	SS M4 D 128-A 4		100	**0136400000**
Screw cover cap		**Width**		
SK	SK E14 SAKS4		20	**0339410000**
Gauge rings				
	P 14/2 D01 RS SAKS4		50	**0138000000**
	P 14/4 D01 BR SAKS4		50	**0138100000**
	P 14/10 D01 RT SAKS4		50	**0328700000**
	P 14/6 D01 GN SAKS4		50	**0328600000**
Fuse cartridges				
	E 14/2A RS		10	**0137400000**
	E 14/4A BR		10	**0137500000**
	E 14/6A GN		10	**0328300000**
	E 14/10A RT		10	**0328400000**
	E 14/16A GR		10	**0328500000**

Marking systems (see assortment in catalogue 7)	
Marking tags	DEK 5/5 / SCHT 7
For detailed information on other accessories and applications, refer to the „Accessories“ section	

DEK 5/5

SAKS 4 USA — 10 mm²

1 1/4“ x 1/4“



24 x 75 x 73
30 / 16
0.5...16



IEC	UL	CSA
400	600	600
16	30	30
10	AWG 20...8	AWG 22...8
	6 / 3	
	B6 / 5VA	

Rated connection
0.5...16 / 1.5...10
0.5...10 / 0.5...10
1.2...2.4 Nm (M 4)
14 / 1.0 x 5.5 mm

Connections for stranded conductors from 10 mm² and 7-wire AWG conductors require a tightening torque of 2 Nm.

Type	Qty.	Order No.
SAKS 4 USA	20	**0162220000**

Type	current	Qty.	Order No.
QL 2 SAKS4	36 A	20	**0328000000**
QL 3 SAKS4	36 A	20	**0328100000**
QL 4 SAKS4	36 A	20	**0328200000**
QL 10 SAKS4	36 A	20	**0339000000**
BFSC M4X9T		100	**0103300000**
SS M4 D 128-A 4		100	**0136400000**
	Width		
SK E14 SAKS4 USA		1	**2012790000**

DEK 5/5

SAKS 5 — 16 mm²

D 02 - fuse



28 x 80 x 66
63 / 16
1.5...16



IEC 60947-7-3

IEC	UL	CSA
400	600	600
63	40	63
16	AWG 14...6	AWG 14...6
	6 / 3	
	B7 / 5VA	

Rated connection
1.5...16 / 1.5...16
1.5...16 / 1.5...16
1.2...2.4 Nm (M 4)
13 / 1.0 x 5.5 mm

Connections for stranded conductors from 10 mm² and 7-wire AWG conductors require a tightening torque of 2 Nm.

Type	Qty.	Order No.
SAKS 5 380AC	20	**0359420000**

Type	current	Qty.	Order No.
QL 2 SAKS2	36 A	20	**0207800000**
QL 3 SAKS2	36 A	20	**0207900000**
QL 4 SAKS2	36 A	20	**0208000000**
QL 10 SAKS2	36 A	20	**0338900000**
BFSC M4X9T		100	**0103300000**
SS M4 D 128-A 4		100	**0136400000**
	Width		
SK E18 SAKS5		20	**0359310000**
P 18/20 D02 BL SAKS5		50	**0361800000**
P 18/25 D02 GE SAKS5		50	**0361900000**
P 18/35 D02 SW SAKS5		50	**0362000000**
P 18/50 D02 WS SAKS5		50	**0362100000**
E 18/20A BL		10	**0361300000**
E 18/25A GE		10	**0361400000**
E 18/50A WS		10	**0361600000**
E 18/63A KU		10	**0361700000**

DEK 5/5
Partition wall TW HP (2.0) order no. 0607000000 only for TS 32

Fuse inserts and gauge rings for Weidmüller fuse terminals

Fuse inserts

Technical data

Order data

for terminal type	Size (mm)	Rated voltage (V)	Rated current (A)	Type		Qty.	Order No.
	G fuse inserts 5 x 20 **without** indicator acc. to IEC 60127-2 (VDE 0820 T.2 Bl [1])						
SAKS 1 SAKS 7 ASK 1 WSI 6	5 x 20 Breaking capacity 1500 A (at 250 V, 50 Hz, cos, cos φ 0.7)	250	0.1 0.2 0.25 0.5 0.63 1.0 1.6 2.0 2.5 3.15 4.0 5.0 6.3	(F) (F) (F) (F) (F) (F) (F) (F) (F) (F) (F) (F) (F)	G 20/0.10A/F G 20/0.20A/F G 20/0.25A/F G 20/0.50A/F G 20/0.63A/F G 20/1.00A/F G 20/1.60A/F G 20/2.00A/F G 20/2.50A/F G 20/3.15A/F G 20/4.00A/F G 20/5.00A/F G 20/6.30A/F	10 10 10 10 10 10 10 10 10 10 10 10 10	**0430300000** **0430400000** **0430500000** **0430600000** **0439000000** **0430700000** **0430800000** **0430900000** **0431000000** **0431100000** **0431200000** **0431300000** **0431400000**
	(M) = medium-delayed action (F) = fast						
	G fuse inserts 5 x 25 **with** indicator acc. to DIN 41576 [1])						
SAKS 1 SAKS 7 WSI 6	5 x 25 m. K.[1]) Breaking capacity 80 A (at 250 V, 50 Hz, cos φ = 1)	250	0.25 0.5 0.8 1 10 2 4 6.3	(M) (M) (M) (M) (M)[5]) (F) (F) (F)	G 25/0.25A/M G 25/0.50A/M G 25/0.80A/M G 25/1.00A/M G 25/10.0A/M G 25/2.00A/F G 25/4.00A/F G 25/6.30A/F	10 10 10 10 10 10 10 10	**0546900000** **0510300000** **0646400000** **0265800000** **0193100000** **0192700000** **0192800000** **0192900000**
	M) = medium-delayed action (F) = fast						
	Fuse inserts 1¼" x ¼" **without** indicator acc. to BS 88						
SAKS 3[2]) SAKS 6	33 kA Breaking capacity 33 kA fast E 0.5 A E 1 A E 2 A E 3 A E 5 A E 7 A E 10 A	440	0.5 1 2 3 5 7 10 12.5		GZ 0.5A/F GZ 1.0A/F GZ 2.0A GZ 3.0A GZ 5.0A GZ 7.0A GZ 10.0A GZ 12.5A/FF	10 10 10 10 10 10 10 10	**0533800000** **0525500000** **0294500000** **0295700000** **0294600000** **0295800000** **0293900000** **0245400000**
	(F) = fast (M) = miedium-delayed action						
	D fuse inserts E 16 **with** indicator acc. to DIN 49360 (diazed)						
SAKS 2	E 10 A E 16 A E 20 A E 25 A	500	10 16 20 25		E 16/10A RT E 16/16A GR E 16/20A BL E 16/25A GE	25 25 25 25	**0208500000** **0208600000** **0208700000** **0208800000**
	F) = fast (M) = medium-delayed action						
	D fuse inserts E 14 Size D 01 and E 18 size D 02 **with** indicator acc. to DIN 49522 (neozed)[3])						
SAKS 4 [4])	E 14/2 E 14/4 E 14/6 E 14/10 E 14/16	400	2 4 6 10 16		E 14/2A RS E 14/4A BR E 14/6A GN E 14/10A RT E 14/16A GR	10 10 10 10 10	**0137400000** **0137500000** **0328300000** **0328400000** **0328500000**
SAKS 5	E 18/20 E 18/25 E 18/35 E 18/50 E 18/63	400	20 25 35 50 63		E 18/20A BL E 18/25A GE E 18/35A SW E 18/50A WS E 18/63A KU	10 10 10 10 10	**0361300000** **0361400000** **0361500000** **0361600000** **0361700000**
	(F) = fast (M) = medium-delayed action						

Note: [1]) The SIBA company also supplies 5 x 25 G fuse inserts with indicators in a shipbuilding model for 450 V AC.
[2]) 5 x 30 (500 V AC) fuse inserts for SAKS 3 are available from the WICKMANN company
[3]) The LINDNER company also supplies neozed fuse cartridges in an additional shipbuilding mode for 440 V AC.
[4]) Fuse cartridges with the dimensions 1"x1¼" ≙ 25.4x6.35 mm and 13/32"x1½" ≙ 10.3x38.1 mm are not included in product line.
[5]) Only for SAKS 1 and SAKS 7.

Gauge rings

Technical data

Order data

for terminal type	Gauge ring type	Amp.	Colour	Type	Qty.	Order No.
SAKS 4 and 4/35	P 14/2	2	pink	P 14/2D01 RS	50	**0138000000**
	P 14/4	4	brown	P 14/4D01 BR	50	**0138100000**
	P 14/6	6	green	P 14/6D01 GN	50	**0328600000**
	P 14/1	10	red	P 14/10D01 RT	50	**0328700000**
SAKS 5 and 5/35	P 18/20	20	blue	P 18/20D02 BL	50	**0361800000**
	P 18/25	25	yellow	P 18/25D02 GE	50	**0361900000**
	P 18/35	35	black	P 18/35D02 SW	50	**0362000000**
	P 18/50	50	white	P 18/50D02 WS	50	**0362100000**
SAKS 2 and 2/35	P 16/10	10	red	P 16/10 RT	100	**0208900000**
	P 16/16	16	grey	P 16/16 GR	100	**0209000000**
	P 16/20	20	blue	P 16/20 BL	100	**0209100000**

Terminals with spring-loaded cable clamps

TS 32

In hazardous area applications, the installation instructions and the rated data specifications for accessories given in the technical appendix must be followed.

Width/Length/height with TS32x7.5	mm
max. current / max. cond. cross-section	A/mm²
Max. clamping range	mm²

RSF 3 — 4 mm²

Material PA 6.6



8 x 50 x 60	
32 / 4	
0.33...4	

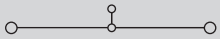

RSF 1 — 10 mm²

Material KrG



11 x 50 x 60	
57 / 10	
0.5...10	

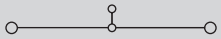

Technical data

Rated data		IEC RSF 3	UL RSF 3	CSA RSF 3	IEC RSF 1	UL RSF 1	CSA RSF 1
		IEC 60947-7-1			IEC 60947-7-1		
Rated voltage	V	630	600	600	500		300
Rated current	A	32	20	25	57		50
Rated cross-section	mm²	4	AWG 22...12	AWG 22...12	10		AWG 14...8
Rated impulse voltage / Pollution severity	kV/-	6 / 3			6 / 3		
Gauge to IEC 60947-1 / UL94 Flammability class		/ V2			A5 / 5VA		
Approvals							
Clamped conductors (H05V/H07V)		**Rated connection**			**Rated connection**		
solid / stranded	mm²	0.5...4 / 0.75...4			0.5...10 / 0.5...10		
flexible / Stranded wire with end ferrules	mm²	0.5...4 / 0.5...4			1.5...4 / 0.5...6		
Tightening torque range (clamping screw)		0.5...1.0 Nm (M 3)			1.2...1.6 Nm (M 4)		
Stripping length / Blade size	mm/-	12 / 0.6 x 3.5 mm			15 / 1.0 x 5.5 mm		
Note					When used with an AWG 8/7 conductor, the tightening torque is 1.6 Nm.		

Ordering data

Version	Type	Qty.	Order No.
	RSF 3 PA	50	**0497560000**
Note			

Version	Type	Qty.	Order No.
	RSF 1 KRG	50	**0270320000**

Accessories

Screwable cross-connection	Type	current	Qty.	Order No.
2-pole	QL 2 SAK6N	32 A	50	**0194300000**
3-pole	QL 3 SAK6N	57 A	50	**0194400000**
4-pole	QL 4 SAK6N	57 A	50	**0194500000**
10-pole	QL 10 SAK6N	32 A	20	**0338300000**
Connecting sleeve	VH 13.5/4.9/3.3 SAK4		100	**0248500000**
Mounting screw	KISC M3X20.5/10 EK4		100	**0303000000**
Lock washer	SS M3 D 128-A 3		50	**0164400000**
Switchable link				
Switchable link	VL 2 SAK6N/SAKT	32 A	50	**0194700000**
Connecting sleeve	VH 21/5/3.5 SAK16-35		50	**0309600000**
Mounting screw	BFSC M3X30		50	**0296200000**
Testing / Checking		**Width**		
Test plug	PS 2.3 RT	5.4 mm	20	**0180400000**
Socket	STB 14/D5/2.3/M3 SAK2.5		50	**0168600000**
End plate / Partition plate				
beige	AP RSF3	3 mm	10	**0270460000**
beige	TW AST1/PA HP/DBR/0.5	0.5 mm	20	**0474700000**
Small partition				
Small partition	TSCH 1	2 mm	100	**0319160000**

Screwable cross-connection	Type	current	Qty.	Order No.
2-pole	QL 2 RSF1+2	57 A	50	**0267400000**
3-pole	QL 3 RSF1+2	57 A	50	**0267500000**
4-pole	QL 4 RSF1+2	41 A	50	**0267600000**
10-pole	QL 10 RSF1+2	41 A	20	**0341700000**
Connecting sleeve				
Mounting screw				
Lock washer	SS M3 D 128-A 3		50	**0164400000**
Switchable link				
Switchable link	VL 2 RSF 1+2	32 A	50	**0528400000**
Connecting sleeve	VH 27/5/3.5 SAK10-35		50	**0309400000**
Mounting screw	BFSC M3X35		50	**0309800000**
Testing / Checking		**Width**		
Test plug	PS 4 F.STB 4	7.6 mm	20	**0299600000**
Socket	STB 14/D6/4/M3 SAK10		50	**0169900000**
End plate / Partition plate				
beige				
beige	TW AST1/PA HP/DBR/0.5	0.5 mm	20	**0474700000**
Small partition				
Small partition				

Marking systems (see assortment in catalogue 7)			
Marking tags	DEK 5/5		DEK 5/5
For detailed information on other accessories and applications, refer to the „Accessories“ section			

RSF 2 — 6 mm²

Material KrG



11 x 77 x 73
41 / 16
0.75...16

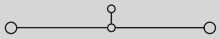

IEC 60947-7-1

IEC	UL	CSA
500		300
41		30
6		AWG 14...8
	6 / 3	
	/ 5VA	

Rated connection
0.75...16 / 0.5...10
1.5...10 / 0.5...4
1.2...2.4 Nm (M 4)
12 / 1.0 x 5.5 mm

Type	Qty.	Order No.
RSF 2	20	**0623320000**

Type	current	Qty.	Order No.
QL 2 RSF1+2	32 A	50	**0267400000**
QL 3 RSF1+2	32 A	50	**0267500000**
QL 4 RSF1+2	32 A	50	**0267600000**
QL 10 RSF1+2	32 A	20	**0341700000**

	Width		
PS 4 F.STB 4	7.6 mm	20	**0299600000**
STB 17/D6/4/M4 SAKC10		50	**0147100000**

DEK 5/5

TS 32 / KrG

SAKA 10	10 mm²

SAKB 10	10 mm²

In hazardous area applications, the installation instructions and the rated data specifications for accessories given in the technical appendix must be followed.





Width/Length/height with TS32x7.5	mm	12 x 82 x 55.5	10 x 65 x 52.5
max. current / max. cond. cross-section	A/mm²	**47 / 10**	**57 / 10**
Max. clamping range	mm²	**0.5...10**	**0.5...10**

Technical data

Rated data		IEC 60947-7-1		
		IEC	UL	CSA
Rated voltage	V	500		600
Rated current	A	47		35
Rated cross-section	mm²	10		AWG 18...8
Rated impulse voltage / Pollution severity	kV/-		6 / 3	
Gauge to IEC 60947-1 / UL94 Flammability class			B6 / 5VA	
Approvals				
Clamped conductors (H05V/H07V)		**Rated connection**		
solid / stranded	mm²	0.5...10 / 1.5...10		
flexible / Stranded wire with end ferrules	mm²	0.5...10 / 0.5...10		
Tightening torque range (clamping screw)		1.2...2.4 Nm (M 4)		
Stripping length / Blade size	mm/-	12 / 1.0 x 5.5 mm		
Note		10 mm² stranded can be connected with 2 Nm tightening torque.		

Rated data		IEC 60947-7-1		
		IEC	UL	CSA
Rated voltage	V	500		600
Rated current	A	57		45
Rated cross-section	mm²	10		AWG 18...8
Rated impulse voltage / Pollution severity	kV/-		6 / 3	
Gauge to IEC 60947-1 / UL94 Flammability class			B6 / 5VA	
Approvals				
Clamped conductors (H05V/H07V)		**Rated connection**		
solid / stranded	mm²	0.5...10 / 1.5...10		
flexible / Stranded wire with end ferrules	mm²	0.5...10 / 0.5...10		
Tightening torque range (clamping screw)		1.2...2.4 Nm (M 4)		
Stripping length / Blade size	mm/-	12 / 1.0 x 5.5 mm		
Note		10 mm² stranded can be connected with 2 Nm tightening torque.		

Ordering data

Version	Type	Qty.	Order No.
Without socket	SAKA 10	25	**0134120000**
With open rear wall for cross-connection			
With 2 sockets			
With 4 sockets			
Note			

Version	Type	Qty.	Order No.
Without socket	SAKB 10	50	**0134920000**
With open rear wall for cross-connection			
With 2 sockets			
With 4 sockets			
Note			

Accessories

Screwable cross-connection	Type	current	Qty.	Order No.
2-pole	QL 2 SAKA10	36 A	50	**0135500000**
3-pole	QL 3 SAKA10	36 A	50	**0135600000**
4-pole	QL 4 SAKA10	36 A	50	**0135700000**
10-pole	QL 10 SAKA10	36 A	20	**0338500000**
Connecting sleeve	VH 23/6/4.2 SAKA10		50	**0348700000**
Mounting screw	BFSC M4X30		50	**0267100000**
End plate / Partition plate		**Width**		
Medium yellow	AP SAKA KRG	3 mm	20	**0134220000**
beige				
Medium yellow	TW SAK2.5-35/32 KRG	3 mm	10	**0257120000**
Small partition				
Small partition				
Cross-connection slider				
2-pole				
3-pole				
4-pole				
Connecting sleeve for QVS				
Mounting screw for QVS				
Testing / Checking				
Test plug	PS 4 F.STB 4	7.6 mm	20	**0299600000**
Socket	STB 13.5/D6/4/M4 SAKA10		50	**0135200000**
Miscellaneous accessories				
Lockout device				
Short-circuit plug, 2-pole				

Screwable cross-connection	Type	current	Qty.	Order No.
2-pole	QL 2 SAKB10	47 A	100	**0114100000**
3-pole	QL 3 SAKB10	47 A	50	**0114300000**
4-pole	QL 4 SAKB10	47 A	50	**0114500000**
10-pole	QL 10 SAKB10	47 A	20	**0338400000**
Connecting sleeve				
Mounting screw	BFSC M4X9T		100	**0103300000**
End plate / Partition plate		**Width**		
Medium yellow	AP SAKB/C/T KRG	3 mm	20	**0146720000**
beige				
Medium yellow	TW SAKB-C-T	3 mm	20	**0242920000**
Small partition				
Small partition				
Cross-connection slider				
2-pole				
3-pole				
4-pole				
Connecting sleeve for QVS				
Mounting screw for QVS				
Testing / Checking				
Test plug	PS 4 F.STB 4	7.6 mm	20	**0299600000**
Socket	STB 16/D7/4/M4 SAK35		50	**0140200000**
Miscellaneous accessories				
Lockout device				
Short-circuit plug, 2-pole				

Marking systems (see assortment in catalogue 7)		
Marking tags	DEK 5/5	DEK 5/5

For detailed information on other accessories and applications, refer to the „Accessories“ section

SAKT 1/LT — 6 mm²



8 x 65 x 52.5
57 / 10
0.13...10



IEC 60947-7-1

IEC	UL	CSA
400	300	300
41	25	25
6	AWG 22...8	AWG 26...8
	6 / 3	
	A5 / 5VA	

Rated connection
0.5...10 / 1.5...10
0.5...6 / 0.5...6
0.8...1.6 Nm (M 3.5)
12 / 4.0 x 0.8 mm

10 mm² stranded and AWG 8/7 connections are to be fixed with 1.6 Nm tightening torque.

Type	Qty.	Order No.
SAKT 1/LT	50	**0269120000**
SAKT 1/LT STB14/4	50	**0437920000**

Type	current	Qty.	Order No.
QL 2 SAK6N	57 A	50	**0194300000**
QL 3 SAK6N	57 A	50	**0194400000**
QL 4 SAK6N	57 A	50	**0194500000**
QL 10 SAK6N	57 A	20	**0338300000**
VH 12/4.9/3.3 SAK6N		100	**0249000000**
KISC M3X20 SAK10 CU5		100	**0377100000**
	Width		
AP SAKB/C/T KRG	3 mm	20	**0146720000**
TW SAKB/C/T1	1.5 mm	20	**0242960000**
TSCH 2	0.6 mm	100	**0353660000**
	current		
QVS 2 SAKT1+2		20	**0307300000**
QVS 3 SAKT1+2		20	**0329300000**
QVS 4 SAKT1+2		20	**0307400000**
VH 19/6/4.2 SAKT1		50	**0318000000**
BS 25 O.IH SAKT1		50	**0334700000**
	Width		
PS 4 F.STB 4	7.6 mm	20	**0299600000**
STB 14/D6/4/M3 SAK10		50	**0169900000**
SSP 3 SAKT1		100	**0531760000**
QS 2/8/4		20	**0270960000**

DEK 5/6,5

To safe the test sockets use the SDIZ-blade (see chapter Tools) or bits with pilots!

SAKT 1/DU1 — 6 mm²



8 x 65 x 52.5
57 / 10
0.13...10



IEC 60947-7-1

IEC	UL	CSA
400	300	300
41	25	25
6	AWG 22...8	AWG 26...8
	6 / 3	
	A5 / 5VA	

Rated connection
0.5...10 / 1.5...10
0.5...6 / 0.5...6
0.8...1.6 Nm (M 3.5)
12 / 4.0 x 0.8 mm

10 mm² stranded and AWG 8/7 connections are to be fixed with 1.6 Nm tightening torque.

Type	Qty.	Order No.
SAKT 1/DU2	50	**0550420000**
SAKT 1/DU1	50	**0195620000**

Type	current	Qty.	Order No.
QL 2 SAK6N	57 A	50	**0194300000**
QL 3 SAK6N	57 A	50	**0194400000**
QL 4 SAK6N	57 A	50	**0194500000**
QL 10 SAK6N	57 A	20	**0338300000**
VH 12/4.9/3.3 SAK6N		100	**0249000000**
KISC M3X20 SAK10 CU5		100	**0377100000**
	Width		
AP SAKB/C/T KRG	3 mm	20	**0146720000**
TW SAKB/C/T1	1.5 mm	20	**0242960000**
TSCH 2	0.6 mm	100	**0353660000**
	current		
QVS 2 SAKT1+2		20	**0307300000**
QVS 3 SAKT1+2		20	**0329300000**
QVS 4 SAKT1+2		20	**0307400000**
VH 19/6/4.2 SAKT1		50	**0318000000**
BS 25 O.IH SAKT1		50	**0334700000**
	Width		
PS 4 F.STB 4	7.6 mm	20	**0299600000**
STB 14/D6/4/M3 SAK10		50	**0169900000**
SSP 3 SAKT1		100	**0531760000**
QS 2/8/4		20	**0270960000**

DEK 5/6,5

To safe the test sockets use the SDIZ-blade (see chapter Tools) or bits with pilots!

SAKT 1/QT — 6 mm²



8 x 65 x 52.5
57 / 10
0.13...10



IEC 60947-7-1

IEC	UL	CSA
400	300	300
41	25	25
6	AWG 22...8	AWG 26...8
	6 / 3	
	A5 / 5VA	

Rated connection
0.5...10 / 1.5...10
0.5...6 / 0.5...6
0.8...1.6 Nm (M 3.5)
12 / 4.0 x 0.8 mm

10 mm² stranded and AWG 8/7 connections are to be fixed with 1.6 Nm tightening torque.

Type	Qty.	Order No.
SAKT 1/QT2	50	**0494820000**
SAKT 1/QT1	50	**0269320000**

Type	current	Qty.	Order No.
QL 2 SAK6N	32 A	50	**0194300000**
QL 3 SAK6N	57 A	50	**0194400000**
QL 4 SAK6N	57 A	50	**0194500000**
QL 10 SAK6N	32 A	20	**0338300000**
VH 12/4.9/3.3 SAK6N		100	**0249000000**
KISC M3X20 SAK10 CU5		100	**0377100000**
	Width		
AP SAKB/C/T KRG	3 mm	20	**0146720000**
TW SAKB/C/T1	1.5 mm	20	**0242960000**
TSCH 2	0.6 mm	100	**0353660000**
	current		
QVS 2 SAKT1+2	41 A	20	**0307300000**
QVS 3 SAKT1+2	41 A	20	**0329300000**
QVS 4 SAKT1+2	41 A	20	**0307400000**
VH 19/6/4.2 SAKT1		50	**0318000000**
BS 25 O.IH SAKT1		50	**0334700000**
	Width		
PS 4 F.STB 4	7.6 mm	20	**0299600000**
STB 14/D6/4/M3 SAK10		50	**0169900000**
SSP 3 SAKT1		100	**0531760000**
QS 2/8/4		20	**0270960000**

DEK 5/6,5

To safe the test sockets use the SDIZ-blade (see chapter Tools) or bits with pilots!

Test-disconnect terminals

TS 32 / KrG

SAKT 2/LT — 6 mm²



SAKT 4/LT — 4 mm²



In hazardous area applications, the installation instructions and the rated data specifications for accessories given in the technical appendix must be followed.

Width/Length/height with TS32x7.5	mm	8 x 82 x 52.5	8 x 57.2 x 42.5
max. current / max. cond. cross-section	A/mm²	**46 / 10**	**41 / 6**
Max. clamping range	mm²	**0.5...10**	**0.13...6**



Technical data

Rated data		IEC 60947-7-1		
		IEC	**UL**	**CSA**
Rated voltage	V	125	300	
Rated current	A	41	25	
Rated cross-section	mm²	6	AWG 22...8	
Rated impulse voltage / Pollution severity	kV/-		6 / 3	
Gauge to IEC 60947-1 / UL94 Flammability class			A5 / 5VA	
Approvals				
Clamped conductors (H05V/H07V)		**Rated connection**		
solid / stranded	mm²	0.5...10 / 1.5...10		
flexible / Stranded wire with end ferrules	mm²	0.5...6 / 0.5...6		
Tightening torque range (clamping screw)		1.2...1.6 Nm (M 3.5)		
Stripping length / Blade size	mm/-	12 / 4.0 x 0.8 mm		
Note		10 mm² stranded and AWG 8/7 connections are to be fixed with 1.6 Nm tightening torque.		

Rated data		IEC 60947-7-1		
		IEC	**UL**	**CSA**
Rated voltage	V	400	300	300
Rated current	A	32	20	20
Rated cross-section	mm²	4	AWG 22...12	AWG 26...10
Rated impulse voltage / Pollution severity	kV/-		6 / 3	
Gauge to IEC 60947-1 / UL94 Flammability class			A3 / 5VA	
Approvals				
Clamped conductors (H05V/H07V)		**Rated connection**		
solid / stranded	mm²	0.5...6 / 1.5...4		
flexible / Stranded wire with end ferrules	mm²	0.5...4 / 0.5...4		
Tightening torque range (clamping screw)		0.4...0.7 Nm (M 2.5)		
Stripping length / Blade size	mm/-	10 / 0.6 x 3.5 mm		
Note		Two conductors with the same cross-section can be accommodated. 1.5 mm² solid and 0.5...1.5 mm² flexible		

Ordering data

Version		Type	Qty.	Order No.
Without socket		SAKT 2/LT O.STB	50	**0445420000**
With open rear wall for cross-connection				
With 2 sockets		SAKT 2/LT STB	50	**0330620000**
With 4 sockets		SAKT 2/LT 4STB	50	**0437720000**
Note				

Type	Qty.	Order No.
SAKT 4/LT O.STB	50	**0254120000**
SAKT 4/LT STB2.0	50	**0310320000**

Accessories

Screwable cross-connection	Type	current	Qty.	Order No.
2-pole	QL 2 SAK6N	32 A	50	**0194300000**
3-pole	QL 3 SAK6N	57 A	50	**0194400000**
4-pole	QL 4 SAK6N	57 A	50	**0194500000**
10-pole	QL 10 SAK6N	32 A	20	**0338300000**
Connecting sleeve	VH 12/4.9/3.3 SAK6N		100	**0249000000**
Mounting screw	KISC M3X20 SAK10 CU5		100	**0377100000**
End plate / Partition plate		**Width**		
Medium yellow	AP SAKB/C/T KRG	3 mm	20	**0146720000**
beige	TW SAKB/C/T1	1.5 mm	20	**0242960000**
Medium yellow				
Small partition				
Small partition	TSCH 2	0.6 mm	100	**0353660000**
Cross-connection slider		**current**		
2-pole	QVS 2 SAKT1+2	41 A	20	**0307300000**
3-pole	QVS 3 SAKT1+2	41 A	20	**0329300000**
4-pole	QVS 4 SAKT1+2	41 A	20	**0307400000**
Connecting sleeve for QVS	VH 19/6/4.2 SAKT1		50	**0318000000**
Mounting screw for QVS	BS 25 O.IH SAKT1		50	**0334700000**
Testing / Checking		**Width**		
Test plug	PS 4 F.STB 4	7.6 mm	20	**0299600000**
Socket	STB 14/D6/4/M3 SAK10		50	**0169900000**
Miscellaneous accessories				
Lockout device	SSP 3 SAKT1		100	**0531760000**
Short-circuit plug, 2-pole	QS 2/8/4		20	**0270960000**

Type	current	Qty.	Order No.
QL 2 SAK2.5	41 A	100	**0155900000**
QL 3 SAK2.5	41 A	100	**0156000000**
QL 4 SAK2.5	41 A	50	**0156100000**
QL 10 SAK2.5	41 A	20	**0338100000**
VH 8/4.9/3.3 SAK2.5		100	**0266700000**
KISC M3X15/6 SAK2.5 CU5		100	**0377200000**
	Width		
TW AST1/PA HP/DBR/0.5	0.5 mm	20	**0474700000**
	current		
QVS 2/4 SAKT4	32 A	20	**1319260000**
VH 16/5/3.5 SAK10-35		50	**0309700000**
BFSC M3X22 SAKT4		50	**1319900000**
	Width		
PS 2.3 RT	5.4 mm	20	**0180400000**
STB 8.5/5/2.3/M3 SAK2.5		50	**0280600000**
SSP 4 SAKT4		20	**1319360000**

Marking systems (see assortment in catalogue 7)		
Marking tags	DEK 5/6,5	DEK 5/6,5
For detailed information on other accessories and applications, refer to the „Accessories“ section	To safe the test sockets use the SDIZ-blade (see chapter Tools) or bits with pilots!	To safe the test sockets use the SDIZ-blade (see chapter Tools) or bits with pilots!

Terminals for temperature measuring circuits

TS 32 / PA

Busbars from thermocouple materials, according to DIN IEC 584.

In hazardous area applications, the installation instructions and the rated data specifications for accessories given in the technical appendix must be followed.

	SAK 2.5/TC 2.5 mm²	DK 4 TC 4 mm²
		
Width/Length/height with TS32x7.5 mm	6 x 36.5 x 46.5	6 x 54 x 59.5
max. current / max. cond. cross-section A/mm²	**/ 2.5**	**/ 4**
Max. clamping range mm²	**...2.5**	**...4**

Technical data

	SAK 2.5/TC 2.5 mm²	DK 4 TC 4 mm²
Rated data	IEC 60947-7-1 / IEC 60584	IEC 60947-7-1 / IEC 60584
	IEC UL CSA	IEC UL CSA
Rated voltage V		
Rated current A		
Rated cross-section mm²	2.5	4
Rated impulse voltage / Pollution severity kV/-	/ 3	
Gauge to IEC 60947-1 / UL94 Flammability class	/ V2	A3 / V2
Approvals		
Clamped conductors (H05V/H07V)	**Rated connection**	**Rated connection**
solid / stranded mm²	0.5...2.5	0.5...4 / 1.5...4
flexible / Stranded wire with end ferrules mm²		0.5...4 / 0.5...2.5
Tightening torque range (clamping screw)	0.4...0.6 Nm (M 2.5)	0.5...1.0 Nm (M 3)
Stripping length / Blade size mm/-	10 / 0.6 x 3.5 mm	9 / 0.6 x 3.5 mm
Note		

Ordering data

Version	SAK 2.5/TC 2.5 mm² Type	Qty.	Order No.	DK 4 TC 4 mm² Type	Qty.	Order No.
NiCr	SAK 2.5/TC CH	100	**0107260000**			
Ni	SAK 2.5/TC AL	100	**0107160000**			
CuNi	SAK 2.5/TC CO	100	**0189860000**			
Fe	SAK 2.5/TC FE	100	**0190060000**			
Cu	SAK 2.5/TC CU	100	**0189960000**			
(NiCr - Ni) type K				DK 4Q/TC TYP K	100	**1338260000**
(Cu - CuNi) type T				DK 4Q/TC TYP T	100	**1338160000**
(Fe-CuNi) type J				DK 4Q/TC TYP J	100	**1338060000**
Note						

Accessories

End plate / Partition plate	SAK 2.5/TC 2.5 mm² Type	Width	Qty.	Order No.	DK 4 TC 4 mm² Type	Width	Qty.	Order No.
beige	AP SAK2.5	1.5 mm	20	**0279560000**	AP DK4Q	1.5 mm	20	**1397160000**
beige	TW SAK2.5	2.5 mm	20	**0302860000**	TW SAKS2 HP/DBR/2	2 mm	20	**0607000000**
Dark beige Wemid					WTW EN	3 mm	20	**1058800000**

Marking systems (see assortment in catalogue 7)		
Marking tags	DEK 5/6 / SCHT 7	DEK 5/6
For detailed information on other accessories and applications, refer to the „Accessories“ section		

SAK 2.5/TC / DK 4 TC

Weidmüller thermocouple terminals are specially designed for the transmission of very small voltages in temperature measuring circuits. Special current bars ensure that no false signals are transmitted within the terminal when temperature differences between the positive and negative paths exist. This high measuring precision is required, for example, in aircraft engine test rigs, complicated chemical processes, controllers, etc.

- Material of current bar corresponds to thermal and compensating conductors
- Clear thermocouple marking
- 2-pole blocks per thermocouple
- Modular width 10 mm

Configuration of a temperature measuring circuit

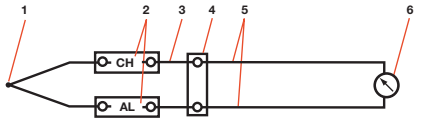

1 Thermocouple (sensor)
2 Thermocouple terminals
3 Compensating conductor
4 Reference junction
5 Supply and return conductors
6 Measuring instrument

The thermocouple terminals shown in this measuring circuit are used for the thermoelectrical transmission of the thermoelectric voltage from the thermocouple to the reference junction and the indicator unit via the compensating conductor. Thermocouple terminals are required for constructing a temperature measuring circuit.

Technical data

Thermocouples to IEC 584 (DIN 43 710)

	Terminal	Busbar material trade name
a) Type J		
Fe (positive leg)		Iron
CuNi (negative leg)		Constantan
b) Type T		
Cu (positive leg)		Copper
CuNi (negative leg)		Constantan
c) Type K		
NiCr (positive leg)		Chromel
Ni (negative leg)		Alumel

Terminals with screw-less connections

with push-on connection TS 32 / PA

In hazardous area applications, the installation instructions and the rated data specifications for accessories given in the technical appendix must be followed.

Width/Length/height with TS32x7.5	mm
max. current / max. cond. cross-section	A/mm²
Max. clamping range	mm²

AST 1	2.5 mm²	AST 3	2.5 mm²





6.5 x 58 x 46 **20 / 2.5** **0.5...2.5**	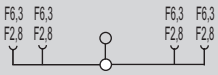	6.5 x 40 x 46 **20 / 2.5** **0.5...2.5**	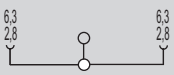

Technical data

		IEC 60947-7-1 / IEC 61210			IEC 60947-7-1 / IEC 61210		
Rated data		**IEC**	**UL**	**CSA**	**IEC**	**UL**	**CSA**
Rated voltage	V	500	600	300	500	300	300
Rated current	A	20	13	16	20	13	16
Rated cross-section	mm²	2.5			2.5		
Rated impulse voltage / Pollution severity	kV/-		6 / 3			6 / 3	
Gauge to IEC 60947-1 / UL94 Flammability class			/ V2			/ 5VA	
Approvals							
Clamped conductors (H05V/H07V)		**Rated connection**			**Rated connection**		
solid / stranded	mm²						
flexible / Stranded wire with end ferrules	mm²	0.5...2.5			0.5...2.5		
Tightening torque range (clamping screw)							
Stripping length / Blade size	mm/-						
Note		Cable-lug connections should be fitted with insulating sleeves. 20 A with F 6.3 or 2 x F 2.8			The rated voltage is 800 V when using a cable-lug (flat) connector with IH 6.3 insulating sleeves.		

Ordering data

Version		**Type**	**Qty.**	**Order No.**	**Type**	**Qty.**	**Order No.**
	Slotted	AST 1 6.3/2.8	50	**0478260000**			
	Not slit	AST 1 6.3	50	**0266360000**	AST 3 6.3	100	**0236760000**
Note					Cable-lug connections should be connected with insulating sleeves. 20 A with F 6.3 or 2 x F 2.8		

Accessories

Screwable cross-connection		**Type**	**current**	**Qty.**	**Order No.**	**Type**	**current**	**Qty.**	**Order No.**
	2-pole	Q 2 SAK4	41 A	50	**0336700000**	Q 2 SAK4	41 A	50	**0336700000**
	3-pole	Q 3 SAK4	41 A	50	**0336800000**	Q 3 SAK4	41 A	50	**0336800000**
	4-pole	Q 4 SAK4	41 A	50	**0336900000**	Q 4 SAK4	41 A	50	**0336900000**
	10-pole	Q 10 SAK4	41 A	20	**0368800000**	Q 10 SAK4	41 A	20	**0368800000**
Plug-in adapter			**Width**				**Width**		
	2-pole	STA 2.5/2		100	**0165860000**	STA 2.5/2		100	**0165860000**
	3-pole	STA 2.5/3		50	**0165960000**	STA 2.5/3		50	**0165960000**
	4-pole	STA 2.5/4		50	**0190360000**	STA 2.5/4		50	**0190360000**
	5-pole	STA 2.5/5		50	**0166060000**	STA 2.5/5		50	**0166060000**
	8-pole	STA 2.5/8		50	**0166160000**	STA 2.5/8		50	**0166160000**
End plate / Partition plate									
	beige	AP AST1+5 DB	1.5 mm	20	**0266400000**	AP SAK2.5/35 + AST3+4	1.5 mm	20	**0460560000**
	beige	TW AST1/PA HP/DBR/0.5	0.5 mm	20	**0474700000**	TW SAKS2 HP/DBR/2	2 mm	20	**0607000000**
Small partition									
	Small partition	TSCH 1	2 mm	100	**0319160000**	TSCH 1	2 mm	100	**0319160000**
Testing / Checking									
	Test plug	PS 2.3 RT	5.4 mm	20	**0180400000**	PS 2.3 RT	5.4 mm	20	**0180400000**
	Socket	STB 14/D5/2.3/M3 SAK2.5		50	**0168600000**	STB 14/D5/2.3/M3 SAK2.5		50	**0168600000**
Insulating sleeve									
	2,8	IH 2.8 DB		100	**0386060000**	IH 2.8 DB		100	**0386060000**
	6,3	IH 6.3 WEM GE		100	**0386260000**	IH 6.3 WEM GE		100	**0386260000**

Marking systems	(see assortment in catalogue 7)		
	Marking tags	DEK 5/6,5	DEK 5/6
For detailed information on other accessories and applications, refer to the „Accessories“ section			

SAK 4 S — 4 mm²



6.5 x 40 x 51.5
20 / 6
0.13...6

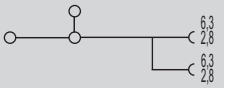

IEC 60947-7-1 / IEC 61210

IEC	UL	CSA
500	300	300
20	13	13
4	AWG 26...12	AWG 26...12
	6 / 3	
	A4 / V2	

Rated connection
0.33...6 / 1.5...4
0.5...4 / 0.5...4
0.5...1.0 Nm (M 3)
12 / 0.6 x 3.5 mm

Cable-lug connections should be fitted with insulating sleeves. 20 A with F 6.3 or 2 x F 2.8

Type	Qty.	Order No.
SAK 4 S 6.3/2.8	100	**0401260000**

Type	current	Qty.	Order No.
QL 2 SAK4	32 A	100	**0130600000**
QL 3 SAK4	32 A	100	**0130700000**
QL 4 SAK4	32 A	50	**0130800000**
QL 10 SAK4	32 A	20	**0338200000**

	Width		
AP SAK4-10	1.5 mm	20	**0117960000**
TW 4 SAK4-10	1.5 mm	20	**0130160000**
IH 2.8 DB		100	**0386060000**
IH 6.3 WEM GE		100	**0386260000**

DEK 5/6,5

SAK 4 SS — 2.5 mm²



6.5 x 40 x 51.5
20 / 2.5
0.5...2.5

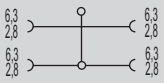

IEC 60947-7-1 / IEC 61210

IEC	UL	CSA
500	600	300
20	13	13
2.5	AWG 18...14	AWG 18...14
	6 / 3	
	/ V2	

Rated connection
0.5...2.5

Cable-lug connections should be fitted with insulating sleeves. 20 A with F 6.3 or 2 x F 2.8

Type	Qty.	Order No.
SAK 4 SS 6.3/2.8	100	**0479660000**

Type	current	Qty.	Order No.
QL 2 SAK4	32 A	100	**0130600000**
QL 3 SAK4	32 A	100	**0130700000**
QL 4 SAK4	32 A	50	**0130800000**
QL 10 SAK4	32 A	20	**0338200000**

	Width		
AP SAK4-10	1.5 mm	20	**0117960000**
TW 4 SAK4-10	1.5 mm	20	**0130160000**
IH 2.8 DB		100	**0386060000**
IH 6.3 WEM GE		100	**0386260000**

DEK 5/6,5

DK 4 S — 4 mm²



6 x 54 x 59.5
20 / 4
0.33...4

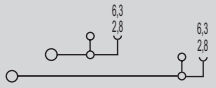

IEC 60947-7-1 / IEC 61210

IEC	UL	CSA
400	300	300
10	10	10
4	AWG 22...12	AWG 22...12
	6 / 3	
	A3 / V2	

Rated connection
0.5...4 / 1.5...4
0.5...4 / 0.5...2.5
0.5...0.8 Nm (M 3)
8 / 0.6 x 3.5 mm

Cable-lug connections should be fitted with insulating sleeves. 20 A supplied via F 6.3 or 2 x F 2.8.

Type	Qty.	Order No.
DK 4S SF 6.3/2.8	100	**0631260000**

Type	current	Qty.	Order No.
Q 2 AKZ4	32 A	50	**0336400000**
Q 3 AKZ4	32 A	50	**0336500000**
Q 4 AKZ4	32 A	50	**0336600000**
Q 10 AKZ4	32 A	20	**0368600000**

	Width		
AP DK4S		20	**0631360000**
TSCH 6 DKI S4	5 mm	100	**0190260000**
PS 2.3 RT	5.4 mm	20	**0180400000**
STB 8.5/D4/2.3/M2.5 AKZ		50	**0215700000**
IH 2.8 DB		100	**0386060000**
IH 6.3 WEM GE		100	**0386260000**

DEK 5/6

with Termi-Point / Wire-Wrap connection TS 32 / PA

In hazardous area applications, the installation instructions and the rated data specifications for accessories given in the technical appendix must be followed.

Width/Length/height with TS32x7.5	mm
max. current / max. cond. cross-section	A/mm²
Max. clamping range	mm²

SAK 2.5 T 1x1	2.5 mm²
6 x 36.5 x 67	
8 / 6	
0.33...6	

DK 4 T	4 mm²
	
6 x 50 x 77.5	
10 / 6	
0.5...6	

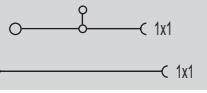

Technical data

Rated data		IEC 60947-7-1		
		IEC	UL	CSA
Rated voltage	V	250		300
Rated current	A	8		10
Rated cross-section	mm²	2.5		AWG 22...12
Rated impulse voltage / Pollution severity	kV/-		4 / 3	
Gauge to IEC 60947-1 / UL94 Flammability class			A3 / V2	
Approvals				
Clamped conductors (H05V/H07V)		**Rated connection**		
solid / stranded	mm²	0.5...6 / 0.5...2.5		
flexible / Stranded wire with end ferrules	mm²	0.5...4 / 0.5...2.5		
Tightening torque range (clamping screw)		0.4...0.7 Nm (M 2.5)		
Stripping length / Blade size	mm/-	10 / 0.6 x 3.5 mm		
Note				

Rated data		IEC 60947-7-1 / IEC 61210		
		IEC	UL	CSA
Rated voltage	V	250	300	300
Rated current	A	10	10	10
Rated cross-section	mm²	4	AWG 22...12	AWG 22...12
Rated impulse voltage / Pollution severity	kV/-		4 / 3	
Gauge to IEC 60947-1 / UL94 Flammability class			A3 / V2	
Approvals				
Clamped conductors (H05V/H07V)		**Rated connection**		
solid / stranded	mm²	0.5...6 / 1.5...4		
flexible / Stranded wire with end ferrules	mm²	0.5...4 / 0.5...2.5		
Tightening torque range (clamping screw)		0.5...0.8 Nm (M 3)		
Stripping length / Blade size	mm/-	8 / 0.6 x 3.5 mm		
Note				

Ordering data

Version		Type	Qty.	Order No.
	right	SAK 2.5 SW 1X1	100	**0108560000**
Note				

Type	Qty.	Order No.
DK 4 SW 1X1	50	**0536560000**

Accessories

Screwable cross-connection		Type	current	Qty.	Order No.
	2-pole	Q 2 SAK2.5	41 A	50	**0337000000**
	3-pole	Q 3 SAK2.5	41 A	50	**0337100000**
	4-pole	Q 4 SAK2.5	41 A	50	**0337200000**
	10-pole	Q 10 SAK2.5	41 A	20	**0368700000**
End plate / Partition plate			**Width**		
	beige	AP SAK2.5	1.5 mm	20	**0279560000**
	Blue				
	beige	TW SAK2.5	2.5 mm	20	**0302860000**
Small partition					
	Small partition	TSCH 1	2 mm	100	**0319160000**
External cross-connection					
	2-pole				
	3-pole				
	4-pole				
Testing / Checking					
	Test plug	PS 2.3 RT	5.4 mm	20	**0180400000**
	Socket	STB 8.5/5/2.3/M3 SAK2.5		50	**0280600000**

Type	current	Qty.	Order No.
Q 2 AKZ4	32 A	50	**0336400000**
Q 3 AKZ4	32 A	50	**0336500000**
Q 4 AKZ4	32 A	50	**0336600000**
Q 10 AKZ4	32 A	20	**0368600000**
	Width		
AP DK4	1.5 mm	20	**0359260000**
AP DK4 BL	1.5 mm	20	**0359280000**
TW SAKS2 HP/DBR/2	2 mm	20	**0607000000**
TSCH 4 AKZ4	6 mm	100	**0363360000**
	current		
QB 2 WI RA6 IS	27 A	50	**0482700000**
QB 3 WI RA6 IS	27 A	50	**0482800000**
QB 4 WI RA6 IS	27 A	50	**0482900000**
	Width		
PS 2.3 RT	5.4 mm	20	**0180400000**
STB 8.5/D4/2.3/M2.5 AKZ		50	**0215700000**

Marking systems (see assortment in catalogue 7)		
Marking tags	DEK 5/6	DEK 5/6
For detailed information on other accessories and applications, refer to the „Accessories“ section		

with solder connection TS 32 / PA

In hazardous area applications, the installation instructions and the rated data specifications for accessories given in the technical appendix must be followed.

Width/Length/height with TS32x7.5	mm
max. current / max. cond. cross-section	A/mm²
Max. clamping range	mm²

SAKRT — 4 mm²

6.5 x 42 x 40.5	
8 / 4	
0.5...4	

SAK 2.5 L — 2.5 mm²



6 x 44.5 x 46.5	
17.5 / 6	
0.33...6	

Technical data

SAKRT

IEC 60947-7-1

Rated data	IEC	UL	CSA
Rated voltage	250		300
Rated current	8		10
Rated cross-section	4		AWG 22...12
Rated impulse voltage / Pollution severity		4 / 3	
Gauge to IEC 60947-1 / UL94 Flammability class		A3 / V2	
Approvals			

Clamped conductors (H05V/H07V)	Rated connection
solid / stranded mm²	0.5...4 / 1.5...4
flexible / Stranded wire with end ferrules mm²	0.5...4 / 0.5...2.5
Tightening torque range (clamping screw)	0.5...1.0 Nm (M 3)
Stripping length / Blade size mm/-	8 / 0.6 x 3.5 mm

Note

QB 25 blank, refer to „Accessories" section. Note that max. conductor connection with QB = 2.5 mm². Twin wire-end ferrules ZH 0.5 - ZH 1.5 can be used.

SAK 2.5 L

IEC 60947-7-1 / IEC 60068-2-20

Rated data	IEC	UL	CSA
Rated voltage	250		300
Rated current	17.5		10
Rated cross-section	2.5		AWG 22...12
Rated impulse voltage / Pollution severity		4 / 3	
Gauge to IEC 60947-1 / UL94 Flammability class		A3 / V2	
Approvals			

Rated connection
0.5...6 / 0.5...2.5
0.5...4 / 0.5...2.5
0.4...0.7 Nm (M 2.5)
10 / 0.6 x 3.5 mm

Note

max 1.5 mm² conductor via solder connection

Ordering data

Version	Type	Qty.	Order No.
beige			
right			
left	SAKR TS SE 1.6	100	**0469360000**

Note

Type	Qty.	Order No.
SAK 2.5 SL	100	**0351460000**

Accessories

Screwable cross-connection	Type	Qty.	Order No.
2-pole			
3-pole			
4-pole			
10-pole			
External cross-connection	**current**		
2-pole	QB 2 WI RA6 IS 27 A	50	**0482700000**
3-pole	QB 3 WI RA6 IS 27 A	50	**0482800000**
4-pole	QB 4 WI RA6 IS 27 A	50	**0482900000**
End plate / Partition plate	**Width**		
beige	AP SAKR BE 1.5 mm	20	**0211360000**
Blue			
beige	TW SAKS2 HP/DBR/2 2 mm	20	**0607000000**
Blue			
Small partition			
Small partition			
Cover / warning label			
Cover / warning label			
Mounting screw (plastic)			
Testing / Checking			
Test plug	PS 2.3 RT 5.4 mm	20	**0180400000**
Socket			

Type	current	Qty.	Order No.
Q 2 SAK2.5	41 A	50	**0337000000**
Q 3 SAK2.5	41 A	50	**0337100000**
Q 4 SAK2.5	41 A	50	**0337200000**
Q 10 SAK2.5	41 A	20	**0368700000**
Width			
AP SAK2.5	1.5 mm	20	**0279560000**
AP SAK2.5 BL	1.5 mm	20	**0279580000**
TW SAK2.5	2.5 mm	20	**0302860000**
TW SAK2.5 BL	1.5 mm	20	**0302880000**
TSCH 1	2 mm	100	**0319160000**
AD 4 AKZ4		50	**0303400000**
BFSC M3X22 PA/RT		100	**0128900000**
PS 2.3 RT	5.4 mm	20	**0180400000**
STB 8.5/5/2.3/M3 SAK2.5		50	**0280600000**

Marking systems (see assortment in catalogue 7)		
Marking tags	DEK 5/6,5	DEK 5/6

For detailed information on other accessories and applications, refer to the „Accessories" section

with solder connection TS 32 / PA

In hazardous area applications, the installation instructions and the rated data specifications for accessories given in the technical appendix must be followed.

Width/Length/height with TS32x7.5	mm
max. current / max. cond. cross-section	A/mm²
Max. clamping range	mm²

SAKR L STB 6 — 4 mm²

6.5 x 50 x 40.5
10 / 4
0.5...4

SAKR LL — 1.5 mm²



6.5 x 58 x 40.5
10 / 1.5
0.5...1.5

Technical data

Rated data		SAKR L STB 6	SAKR LL
		IEC 60947-7-1 / IEC 60068-2-20	IEC 60947-7-1 / IEC 60068-2-20
		IEC / UL / CSA	IEC / UL / CSA
Rated voltage	V	250	250 / 300
Rated current	A	10	10 / 10
Rated cross-section	mm²	4	1.5 / AWG 22...12
Rated impulse voltage / Pollution severity	kV/-	4 / 3	4 / 3
Gauge to IEC 60947-1 / UL94 Flammability class		A3 / V2	/ V2
Approvals			
Clamped conductors (H05V/H07V)		**Rated connection**	**Rated connection**
solid / stranded	mm²	0.5...4 / 1.5...4	0.5...1.5
flexible / Stranded wire with end ferrules	mm²	0.5...4 / 0.5...2.5	0.5...1.5
Tightening torque range (clamping screw)		0.5...1.0 Nm (M 3)	
Stripping length / Blade size	mm/-	8 / 0.6 x 3.5 mm	
Note		When using disconnect terminals with sockets, the tightening torque is 0.5 -0.7 Nm.	

Ordering data

Version		SAKR L STB 6			SAKR LL		
		Type	Qty.	Order No.	Type	Qty.	Order No.
	beige	SAKR LS 2STB	100	**0518160000**	SAKR LL	100	**0464460000**
	right						
	left						
Note							

Accessories

		SAKR L STB 6			SAKR LL		
		Type		Qty. / Order No.	Type		Qty. / Order No.
Screwable cross-connection							
	2-pole						
	3-pole						
	4-pole						
	10-pole						
External cross-connection			current				
	2-pole	QB 2 WI RA6 IS	27 A	50 **0482700000**			
	3-pole	QB 3 WI RA6 IS	27 A	50 **0482800000**			
	4-pole	QB 4 WI RA6 IS	27 A	50 **0482900000**			
End plate / Partition plate			Width			Width	
	beige	AP SAKR BE	1.5 mm	20 **0211360000**	AP SAKR BE	1.5 mm	20 **0211360000**
	Blue	AP SAKR BL	1.5 mm	20 **0211380000**	AP SAKR BL	1.5 mm	20 **0211380000**
	beige	TW SAKS2 HP/DBR/2	2 mm	20 **0607000000**	TW SAKS2 HP/DBR/2	2 mm	20 **0607000000**
	Blue						
Small partition							
	Small partition						
Cover / warning label							
	Cover / warning label						
	Mounting screw (plastic)						
Testing / Checking							
	Test plug	PS 2.3 RT	5.4 mm	20 **0180400000**			
	Socket	STB 6/D3.7/2.3/M3 SAKR		100 **0379400000**			

Marking systems	(see assortment in catalogue 7)		
	Marking tags	DEK 5/6,5	DEK 5/6,5
For detailed information on other accessories and applications, refer to the „Accessories“ section		QB 25 blank, refer to „Accessories“ section. Note that max. conductor connection with QB = 2.5 mm². Twin wire-end ferrules ZH 0.5 - ZH 1.5 can be used.	

SAKR LL mit STB 6 — 1.5 mm²



6.5 x 58 x 40.5
10 / 1.5
0.33...1.5

IEC 60947-7-1 / IEC 60068-2-20

IEC	UL	CSA
250		300
10		10
1.5		AWG 22...12
	4 / 3	
	/ V2	

Rated connection
0.5...1.5
0.5...1.5
/ 0.6 x 3.5 mm

Tightening torque via the socket is 0.5 - 0.7 Nm.

Type	Qty.	Order No.
SAKR LL 2STB	100	**0294260000**

Type		Qty.	Order No.
	Width		
AP SAKR BE	1.5 mm	20	**0211360000**
AP SAKR BL	1.5 mm	20	**0211380000**
TW AST1/PA HP/DBR/0.5	0.5 mm	20	**0474700000**
PS 2.3 RT	5.4 mm	20	**0180400000**

DEK 5/6,5

with push-on connection TS 32 / KrG

	AST 1	2.5 mm²	AST 3	2.5 mm²





In hazardous area applications, the installation instructions and the rated data specifications for accessories given in the technical appendix must be followed.

Width/Length/height with TS32x7.5	mm	6.5 x 58 x 46	6.5 x 40 x 46
max. current / max. cond. cross-section	A/mm²	**20 / 2.5**	**20 / 2.5**
Max. clamping range	mm²	**0.5...2.5**	**0.5...2.5**

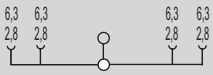

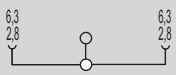

Technical data

Rated data		AST 1	AST 3
		IEC 60947-7-1 / IEC 61210	IEC 60947-7-1 / IEC 61210
Rated voltage	V	500	500
Rated current	A	20	20
Rated cross-section	mm²	2.5	2.5
Rated impulse voltage / Pollution severity	kV/-	6 / 3	6 / 3
Gauge to IEC 60947-1 / UL94 Flammability class		/ 5VA	/ 5VA
Approvals			
Clamped conductors (H05V/H07V)		**Rated connection**	**Rated connection**
solid / stranded	mm²		
flexible / Stranded wire with end ferrules	mm²	0.5...2.5	0.5...2.5
Tightening torque range (clamping screw)			
Stripping length / Blade size	mm/-		
Note		Cable-lug connections should be fitted with insulating sleeves. 20 A with F 6.3 or 2 x F 2.8	The rated voltage is 800 V when using a cable-lug (flat) connector with IH 6.3 insulating sleeves.

IEC	UL	CSA
500	600	300
20	13	16
2.5		

IEC	UL	CSA
500	300	300
20	13	16
2.5		

Ordering data

Version		AST 1 Type	Qty.	Order No.	AST 3 Type	Qty.	Order No.
	Slotted	AST 1 6.3/2.8 KRG	50	**0478220000**	AST 3 6.3/2.8 KRG	100	**0442420000**
	Not slit	AST 1 6.3 KRG	50	**0266320000**	AST 3 6.3 KRG	100	**0298020000**
Note					Cable-lug connections should be connected with insulating sleeves. 20 A with F 6.3 or 2 x F 2.8		

Accessories

		AST 1 Type	current	Qty.	Order No.	AST 3 Type	current	Qty.	Order No.
Screwable cross-connection									
	2-pole	Q 2 SAK4	41 A	50	**0336700000**	Q 2 SAK4	41 A	50	**0336700000**
	3-pole	Q 3 SAK4	41 A	50	**0336800000**	Q 3 SAK4	41 A	50	**0336800000**
	4-pole	Q 4 SAK4	41 A	50	**0336900000**	Q 4 SAK4	41 A	50	**0336900000**
	10-pole	Q 10 SAK4	41 A	20	**0368800000**	Q 10 SAK4	41 A	20	**0368800000**
Plug-in adapter			**Width**						
	2-pole	STA 2.5/2		100	**0165860000**				
	3-pole	STA 2.5/3		50	**0165960000**				
	4-pole	STA 2.5/4		50	**0190360000**				
	5-pole	STA 2.5/5		50	**0166060000**				
	8-pole	STA 2.5/8		50	**0166160000**				
End plate / Partition plate							**Width**		
	beige								
	Medium yellow	AP AST1+5 KRG	3 mm	20	**0266420000**	AP AST3+4 KRG	3 mm	20	**0298120000**
	Blue								
	beige	TW SAKS2 HP/DBR/2	2 mm	20	**0607000000**	TW SAKS2 HP/DBR/2	2 mm	20	**0607000000**
	Medium yellow								
	Blue								
Small partition									
	Small partition	TSCH 1	2 mm	100	**0319160000**	TSCH 1	2 mm	100	**0319160000**
Testing / Checking									
	Test plug	PS 2.3 RT	5.4 mm	20	**0180400000**	PS 2.3 RT	5.4 mm	20	**0180400000**
	Socket	STB 14/D5/2.3/M3 SAK2.5		50	**0168600000**	STB 14/D5/2.3/M3 SAK2.5		50	**0168600000**
Insulating sleeve									
	2,8	IH 2.8 DB		100	**0386060000**	IH 2.8 DB		100	**0386060000**
	6,3	IH 6.3 WEM GE		100	**0386260000**	IH 6.3 WEM GE		100	**0386260000**

Marking systems	(see assortment in catalogue 7)		
	Marking tags	DEK 5/6,5	DEK 5/6
For detailed information on other accessories and applications, refer to the „Accessories“ section			

AST 4 — 2.5 mm²



6.2 x 40 x 46
20 / 4
0.2...4

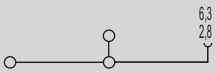

IEC 60947-7-1 / IEC 61210

IEC	UL	CSA
500	300	300
20	13	16
2.5	AWG 22...12	AWG 24...12
	6 / 3	
	A3 / 5VA	

Rated connection
0.5...4 / 1.5...2.5
0.5...2.5 / 0.5...2.5
0.4...0.7 Nm (M 2.5)
9 / 0.6 x 3.5 mm

Cable-lug connections should be fitted with insulating sleeves. 20 A with F 6.3 or 2 x F 2.8 When used with F 2.8, the rated voltage is 500 V

Type	Qty.	Order No.
AST 4 SF 6.3/2.8 KRG	100	**0439120000**

Type	current	Qty.	Order No.
Q 2 SAK4	41 A	50	**0336700000**
Q 3 SAK4	41 A	50	**0336800000**
Q 4 SAK4	41 A	50	**0336900000**
Q 10 SAK4	41 A	20	**0368800000**
	Width		
STA 2.5/2		100	**0165860000**
STA 2.5/3		50	**0165960000**
STA 2.5/4		50	**0190360000**
STA 2.5/5		50	**0166060000**
STA 2.5/8		50	**0166160000**
AP AST3+4 KRG	3 mm	20	**0298120000**
TW SAKS2 HP/DBR/2	2 mm	20	**0607000000**
TSCH 1	2 mm	100	**0319160000**
PS 2.3 RT	5.4 mm	20	**0180400000**
STB 14/D5/2.3/M3 SAK2.5		50	**0168600000**
IH 2.8 DB		100	**0386060000**
IH 6.3 WEM GE		100	**0386260000**

DEK 5/6

AST 5 — 4 mm²



6.5 x 58 x 46
20 / 6
0.2...6

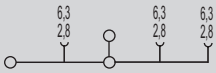

IEC 60947-7-1 / IEC 61210

IEC	UL	CSA
500	300	300
20	13	16
4	AWG 22...12	AWG 24...12
	6 / 3	
	A4 / 5VA	

Rated connection
0.5...6 / 1.5...2.5
0.5...4 / 0.5...4
0.5...1.0 Nm (M 3)
12 / 0.6 x 3.5 mm

Cable-lug connections should be fitted with insulating sleeves. 20 A with F 6.3 or 2 x F 2.8

Type	Qty.	Order No.
AST 5 SF 6.3/2.8 KRG	50	**0479220000**
AST 5 SF 6.3 KRG	50	**0334520000**

Type	current	Qty.	Order No.
Q 2 SAK4	41 A	50	**0336700000**
Q 3 SAK4	41 A	50	**0336800000**
Q 4 SAK4	41 A	50	**0336900000**
Q 10 SAK4	41 A	20	**0368800000**
	Width		
AP AST1+5 KRG	3 mm	20	**0266420000**
TW SAKS2 HP/DBR/2	2 mm	20	**0607000000**
TSCH 1	2 mm	100	**0319160000**
PS 2.3 RT	5.4 mm	20	**0180400000**
STB 14/D5/2.3/M3 SAK2.5		50	**0168600000**
IH 2.8 DB		100	**0386060000**
IH 6.3 WEM GE		100	**0386260000**

DEK 5/6,5

with push-on connection TS 32 / KrG

	SAK 4 S	SAK 4 SS
	4 mm²	**2.5 mm²**





In hazardous area applications, the installation instructions and the rated data specifications for accessories given in the technical appendix must be followed.

		SAK 4 S	SAK 4 SS
Width/Length/height with TS32x7.5	mm	6.5 x 40 x 51.5	6.5 x 40 x 51.5
max. current / max. cond. cross-section	A/mm²	**20 / 6**	**20 / 2.5**
Max. clamping range	mm²	**0.13...6**	**0.5...2.5**

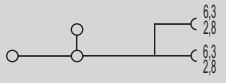

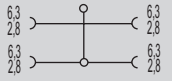

Technical data

Rated data		SAK 4 S	SAK 4 SS
		IEC 60947-7-1 / IEC 61210	IEC 60947-7-1 / IEC 61210
		IEC / UL / CSA	IEC / UL / CSA
Rated voltage	V	500 / 300 / 300	500 / 600 / 300
Rated current	A	20 / 13 / 13	20 / 13 / 13
Rated cross-section	mm²	4 / AWG 26...12 / AWG 26...12	2.5 / AWG 18...14 / AWG 18...14
Rated impulse voltage / Pollution severity	kV/-	6 / 3	6 / 3
Gauge to IEC 60947-1 / UL94 Flammability class		A4 / 5VA	/ 5VA
Approvals			
Clamped conductors (H05V/H07V)		**Rated connection**	**Rated connection**
solid / stranded	mm²	0.33...6 / 1.5...4	
flexible / Stranded wire with end ferrules	mm²	0.5...4 / 0.5...4	0.5...2.5
Tightening torque range (clamping screw)		0.5...1.0 Nm (M 3)	
Stripping length / Blade size	mm/-	12 / 0.6 x 3.5 mm	
Note		Cable-lug connections should be fitted with insulating sleeves. 20 A with F 6.3 or 2 x F 2.8	Cable-lug connections should be fitted with insulating sleeves. 20 A with F 6.3 or 2 x F 2.8

Ordering data

Version		SAK 4 S			SAK 4 SS		
		Type	Qty.	Order No.	Type	Qty.	Order No.
	Slotted	SAK 4 S 6.3/2.8/KRG	100	**0401220000**	SAK 4 SS 6.3/2.8 KRG	100	**0479620000**
	Not slit				SAK 4 SS 6.3/KRG	100	**0352920000**
Note							

Accessories

Screwable cross-connection		SAK 4 S				SAK 4 SS			
		Type	current	Qty.	Order No.	Type	current	Qty.	Order No.
	2-pole	QL 2 SAK4	32 A	100	**0130600000**	QL 2 SAK4	32 A	100	**0130600000**
	3-pole	QL 3 SAK4	32 A	100	**0130700000**	QL 3 SAK4	32 A	100	**0130700000**
	4-pole	QL 4 SAK4	32 A	50	**0130800000**	QL 4 SAK4	32 A	50	**0130800000**
	10-pole	QL 10 SAK4	32 A	20	**0338200000**	QL 10 SAK4	32 A	20	**0338200000**
Plug-in adapter									
	2-pole								
	3-pole								
	4-pole								
	5-pole								
	8-pole								
End plate / Partition plate			Width				Width		
	beige					AP SAK4-10	1.5 mm	20	**0117960000**
	Medium yellow	AP SAK4-10 KRG	1.5 mm	20	**0117920000**				
	Blue	AP SAK4-10 KRG/BL	1.5 mm	20	**0117970000**				
	beige					TW 4 SAK4-10	1.5 mm	20	**0130160000**
	Medium yellow	TW SAK4-10 KRG	2.5 mm	20	**0130120000**				
	Blue	TW SAK4-10 KRG/BL	2.5 mm	20	**0130170000**				
Small partition									
	Small partition								
Testing / Checking									
	Test plug								
	Socket								
Insulating sleeve									
	2,8	IH 2.8 DB		100	**0386060000**	IH 2.8 DB		100	**0386060000**
	6,3	IH 6.3 WEM GE		100	**0386260000**	IH 6.3 WEM GE		100	**0386260000**

Marking systems (see assortment in catalogue 7)			
	Marking tags	DEK 5/6,5	DEK 5/6,5
For detailed information on other accessories and applications, refer to the „Accessories“ section			

with solder connection
TS 32 / KrG

SAK 2.5 L — 2.5 mm²



In hazardous area applications, the installation instructions and the rated data specifications for accessories given in the technical appendix must be followed.

Width/Length/height with TS32x7.5	mm	6 x 44.5 x 46.5
max. current / max. cond. cross-section	A/mm²	**17.5 / 6**
Max. clamping range	mm²	**0.33...6**

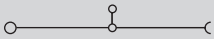

Technical data

IEC 60947-7-1 / IEC 60068-2-20

Rated data	IEC	UL	CSA
Rated voltage	250		300
Rated current	17.5		10
Rated cross-section	2.5		AWG 22...12
Rated impulse voltage / Pollution severity		4 / 3	
Gauge to IEC 60947-1 / UL94 Flammability class		A3 / 5VA	
Approvals			

Clamped conductors (H05V/H07V)	Rated connection
solid / stranded mm²	0.5...6 / 0.5...2.5
flexible / Stranded wire with end ferrules mm²	0.5...4 / 0.5...2.5
Tightening torque range (clamping screw)	0.4...0.7 Nm (M 2.5)
Stripping length / Blade size mm/-	10 / 0.6 x 3.5 mm

Note	
	max 1.5 mm² conductor via solder connection

Ordering data

Version	Type	Qty.	Order No.
Medium yellow	SAK 2.5 LS KRG	100	**0544120000**

Note

Accessories

Screwable cross-connection	Type	current	Qty.	Order No.
2-pole	Q 2 SAK2.5	41 A	50	**0337000000**
3-pole	Q 3 SAK2.5	41 A	50	**0337100000**
4-pole	Q 4 SAK2.5	41 A	50	**0337200000**
10-pole	Q 10 SAK2.5	41 A	20	**0368700000**
Testing / Checking		**Width**		
Test plug	PS 2.3 RT	5.4 mm	20	**0180400000**
Socket	STB 8.5/5/2.3/M3 SAK2.5		50	**0280600000**
End plate				
Medium yellow	AP SAK2.5L KRG	1.5 mm	20	**0309220000**
Blue	AP SAK2.5L KRG BL	1.5 mm	20	**0309270000**
End plate / Partition plate				
beige	TW SAKS2 HP/DBR/2	2 mm	20	**0607000000**
Small partition				
Small partition	TSCH 1	2 mm	100	**0319160000**
Cover / warning label				
Cover / warning label	AD 4 AKZ4		50	**0303400000**
Mounting screw (plastic)	BFSC M3X22 PA/RT		100	**0128900000**

Marking systems (see assortment in catalogue 7)	
Marking tags	DEK 5/6

For detailed information on other accessories and applications, refer to the „Accessories“ section

TS 32 / KrG

SAKG 28 I — 35 mm²

In hazardous area applications, the installation instructions and the rated data specifications for accessories given in the technical appendix must be followed.

Width/Length/height with TS32x7.5	mm
max. current / max. cond. cross-section	A/mm²
Max. clamping range	mm²

28 x 70 x 63.5
150 / 50
6...50

Technical data

Rated data	
Rated voltage	V
Rated current	A
Rated cross-section	mm²
Rated impulse voltage / Pollution severity	kV/-
Gauge to IEC 60947-1 / UL94 Flammability class	
Approvals	
Clamped conductors (H05V/H07V)	
solid / stranded	mm²
flexible / Stranded wire with end ferrules	mm²
Tightening torque range (clamping screw)	
Stripping length / Blade size	mm/-

Note

IEC 60947-7-1

IEC	UL	CSA
1000	600	600
125	95	110
35	AWG 6...2	AWG 6...1
	8 / 3	
	B9 / 5VA	

Rated connection
6...16 / 6...50
10...35 / 6...35
4.0...6.0 Nm (M 6)
15 /

Conductor connection with cable lugs according to DIN 46234 and DIN 46235, from 6 .. 50 mm²

Ordering data

Version	
	Medium yellow
Note	

Type	Qty.	Order No.
SAKG 28 I	10	**0170020000**

Accessories

Screwable cross-connection			
	2-pole		
	3-pole		
	4-pole		
End plate			
	dark brown		
	Tropical applications		
End plate / Partition plate			
	dark brown		
	Tropical applications		
Cover / warning label			
	Cover / warning label		

Type	current	Qty.	Order No.
QL 2 SAKG28		10	**0551200000**
QL 3 SAKG28		5	**0407600000**
QL 4 SAKG28		5	**0407700000**
	Width		
EP 1 SAKG28/32 HP/DBR	2 mm	10	**0205100000**
EP 1 SAKG28/32 HP/TF/GE	2 mm	10	**0205200000**
TW SAKG28 HP/DBR/2	2 mm	10	**0151400000**
TW SAKG28 HP/TF/GE/2	2 mm	10	**0164600000**
AH 28 SAKG28	26 mm	5	**0326660000**

Marking systems (see assortment in catalogue 7)
Marking tags
For detailed information on other accessories and applications, refer to the „Accessories“ section

DEK 5/5

The Weidmüller SAKG range offers the following connection variants:

- Clamping yoke/flat lug as a combination, Version I.
- Flat lug, Version II.
  Two types of threading are provided here.
  a) screw set with lock nut
  b) with thread in busbar
- Clamping yoke connection, Version III.
  The stripped conductor can be connected without further preparation.

Versions

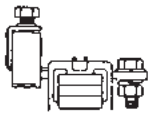

Version I

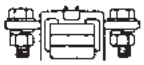

Version II
without thread

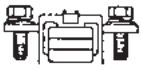

Version IIG
with thread

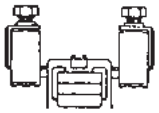

Version III

Cables with cable lugs are connected to SAKG terminals of Version I and to SS stud terminals.

Fitting instructions for SAKG terminals

When tightening the clamping screw, it is recommended that the conductor be held against the direction of tightening to prevent deformation of the mounting rail and so as not to place the terminal foot under undue torsional forces.

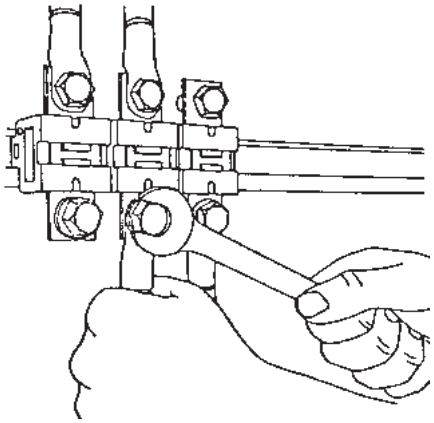

Cover

To ensure shock protection following connections of **conductors, AH** covers can be clipped onto the terminal.

TS 32 / KrG

SAKG 28 II — 35 mm²

SAKG 28 II G — 35 mm²

In hazardous area applications, the installation instructions and the rated data specifications for accessories given in the technical appendix must be followed.

Width/Length/height with TS32x7.5	mm	28 x 70 x 53	28 x 70 x 51.4
max. current / max. cond. cross-section	A/mm²	**150 / 50**	**150 / 50**
Max. clamping range	mm²	**6...50**	**6...50**

Technical data

Rated data		SAKG 28 II	SAKG 28 II G
Rated voltage	V	IEC 60947-7-1	IEC 60947-7-1
Rated current	A	IEC 1000 / 125	IEC 1000 / 125
Rated cross-section	mm²	UL 600 / 115	UL 600 / 95
Rated impulse voltage / Pollution severity	kV/-	CSA 600 / 110	CSA 600 / 110
Gauge to IEC 60947-1 / UL94 Flammability class		35 / AWG 8...2 / AWG 6...1	35 / AWG 8...2 / AWG 6...1
Approvals		8 / 3 / 5VA	8 / / 5VA
Clamped conductors (H05V/H07V)			
solid / stranded	mm²	**Rated connection**	**Rated connection**
flexible / Stranded wire with end ferrules	mm²		
Tightening torque range (clamping screw)		3.0...6.0 Nm (M 6)	3.0...6.0 Nm (M 6)
Stripping length / Blade size	mm/-		
Note		Conductor connection with cable lugs according to DIN 46234 and DIN 46235, from 6 .. 50 mm²	Conductor connection with cable lugs according to DIN 46234 and DIN 46235, from 6 .. 50 mm²

Ordering data

Version	Type	Qty.	Order No.
Medium yellow	SAKG 28 II	10	**0170320000**
Note			

Type	Qty.	Order No.
SAKG 28 II/GW	10	**0185020000**

Accessories

Screwable cross-connection	Type	current	Qty.	Order No.
2-pole	QL 2 SAKG28	125 A	10	**0551200000**
3-pole	QL 3 SAKG28	232 A	5	**0407600000**
4-pole	QL 4 SAKG28	125 A	5	**0407700000**
End plate		**Width**		
dark brown	EP 1 SAKG28/32 HP/DBR	2 mm	10	**0205100000**
Tropical applications	EP 1 SAKG28/32 HP/TF/GE	2 mm	10	**0205200000**
End plate / Partition plate				
dark brown				
Tropical applications				
dark brown	TW SAKG28 HP/DBR/2	2 mm	10	**0151400000**
Tropical applications	TW SAKG28 HP/TF/GE/2	2 mm	10	**0164600000**
Cover / warning label				
Cover / warning label	AH 28 SAKG28	26 mm	5	**0326660000**

Screwable cross-connection	Type	current	Qty.	Order No.
	QL 2 SAKG28	125 A	10	**0551200000**
	QL 3 SAKG28	232 A	5	**0407600000**
	QL 4 SAKG28	125 A	5	**0407700000**
	Width			
	EP 1 SAKG28/32 HP/DBR	2 mm	10	**0205100000**
	EP 1 SAKG28/32 HP/TF/GE	2 mm	10	**0205200000**
	TW SAKG28 HP/DBR/2	2 mm	10	**0151400000**
	TW SAKG28 HP/TF/GE/2	2 mm	10	**0164600000**
	AH 28 SAKG28	26 mm	5	**0326660000**

Marking systems (see assortment in catalogue 7)		
Marking tags	DEK 5/5	DEK 5/5
For detailed information on other accessories and applications, refer to the „Accessories“ section		

TS 32 / KrG

SAKG 28 III — 35 mm²

SAKG 32 I — 50 mm²



In hazardous area applications, the installation instructions and the rated data specifications for accessories given in the technical appendix must be followed.

Width/Length/height with TS32x7.5	mm	28 x 70 x 63.5	32 x 87.3 x 84
max. current / max. cond. cross-section	A/mm²	**150 / 50**	**192 / 70**
Max. clamping range	mm²	**6...50**	**10...70**

Technical data

Rated data		IEC 60947-7-1			IEC 60947-7-1		
		IEC	UL	CSA	IEC	UL	CSA
Rated voltage	V	1000	600	600	1000	600	600
Rated current	A	125	95	135	150	165	170
Rated cross-section	mm²	35	AWG 8...2	AWG 8...2	50	AWG 6...3/0	AWG 1...2/0
Rated impulse voltage / Pollution severity	kV/-	8 / 3			8 / 3		
Gauge to IEC 60947-1 / UL94 Flammability class		B9 / 5VA			B11 / 5VA		
Approvals							
Clamped conductors (H05V/H07V)		**Rated connection**			**Rated connection**		
solid / stranded	mm²	6...16 / 6...50			10...16 / 10...70		
flexible / Stranded wire with end ferrules	mm²	10...35 / 6...35			10...70 / 10...70		
Tightening torque range (clamping screw)		4.0...6.0 Nm (M 6)			6.0...12 Nm (M 8)		
Stripping length / Blade size	mm/-	15 /			26 /		
Note							

Ordering data

Version		Type	Qty.	Order No.	Type	Qty.	Order No.
	Medium yellow	SAKG 28 III	10	**0170820000**	SAKG 32 I	10	**0286620000**
Note							

Accessories

Screwable cross-connection		Type		Qty.	Order No.	Type	current	Qty.	Order No.
	2-pole					QL 2 SAKG32+70	150 A	5	**0194000000**
	3-pole					QL 3 SAKG32+70	150 A	5	**0441500000**
	4-pole					QL 4 SAKG32+70	150 A	5	**0441600000**
End plate			**Width**				**Width**		
	dark brown	EP 1 SAKG28/32 HP/DBR	2 mm	10	**0205100000**	EP 2 SAKG46/32 HP/DBR	2 mm	10	**0205300000**
	Tropical applications	EP 1 SAKG28/32 HP/TF/GE	2 mm	10	**0205200000**	EP 2 SAKG46/32 HP/TF/GE	2 mm	10	**0205400000**
End plate / Partition plate									
	dark brown								
	Tropical applications								
	dark brown	TW SAKG28 HP/DBR/2	2 mm	10	**0151400000**	TW SAKG46 HP/DBR/2	2 mm	10	**0177100000**
	Tropical applications	TW SAKG28 HP/TF/GE/2	2 mm	10	**0164600000**	TW SAKG46 HP/TF/GE/2	2 mm	10	**0179900000**
Cover / warning label									
	Cover / warning label	AH 28 SAKG28	26 mm	5	**0326660000**	AH 32 SAKG32	30 mm	5	**0326760000**

Marking systems	(see assortment in catalogue 7)		
	Marking tags	DEK 5/5	DEK 5/5
For detailed information on other accessories and applications, refer to the „Accessories“ section			

SAKG 32 II — 50 mm²

32 x 80 x 53
192 / 70
10...70

IEC 60947-7-1

IEC	UL	CSA
1000	600	600
150	200	170
50	AWG 6...3/0	AWG 1...2/0
	8 / 3	
	/ 5VA	

Rated connection
6.0...12 Nm (M 8)

Conductor connection with cable lugs according to DIN 46234 and DIN 46235, from 10 .. 70 mm²

Type	Qty.	Order No.
SAKG 32 II	10	**0170420000**

Type	current	Qty.	Order No.
QL 2 SAKG32+70	150 A	5	**0194000000**
QL 3 SAKG32+70	150 A	5	**0441500000**
QL 4 SAKG32+70	150 A	5	**0441600000**
	Width		
EP 1 SAKG28/32 HP/DBR	2 mm	10	**0205100000**
EP 1 SAKG28/32 HP/TF/GE	2 mm	10	**0205200000**
TW SAKG46 HP/DBR/2	2 mm	10	**0177100000**
TW SAKG46 HP/TF/GE/2	2 mm	10	**0179900000**
AH 32 SAKG32	30 mm	5	**0326760000**

DEK 5/5

SAKG 32 II G — 50 mm²

32 x 80 x 53
192 / 70
10...70

IEC 60947-7-1

IEC	UL	CSA
1000		600
150		170
50		AWG 1...2/0
	8 / 3	
	/ 5VA	

Rated connection
6.0...12 Nm (M 8)

Conductor connection with cable lugs according to DIN 46234 and DIN 46235, from 10 .. 70 mm²

Type	Qty.	Order No.
SAKG 32 II/GW	10	**0185120000**

Type	current	Qty.	Order No.
QL 2 SAKG32+70	150 A	5	**0194000000**
QL 3 SAKG32+70	150 A	5	**0441500000**
QL 4 SAKG32+70	150 A	5	**0441600000**
	Width		
EP 1 SAKG32/35 HP/DBR	2 mm	10	**0180500000**
EP 1 SAKG32/35 HP/TF/GE	2 mm	10	**0180600000**
TW SAKG28 HP/DBR/2	2 mm	10	**0151400000**
TW SAKG28 HP/TF/GE/2	2 mm	10	**0164600000**
AH 32 SAKG32	30 mm	5	**0326760000**

DEK 5/5

SAKG 32 III — 50 mm²



32 x 94 x 84.5
192 / 70
10...70

IEC 60947-7-1

IEC	UL	CSA
1000	600	600
150	165	185
50	AWG 6...3/0	AWG 1...2/0
	8 / 3	
	B11 / 5VA	

Rated connection
10...16 / 10...70
10...70 / 10...70
6.0...12 Nm (M 8)
26 /

Type	Qty.	Order No.
SAKG 32 III	10	**0286720000**

Type		Qty.	Order No.
	Width		
EP 2 SAKG46/32 HP/DBR	2 mm	10	**0205300000**
EP 2 SAKG46/32 HP/TF/GE	2 mm	10	**0205400000**
TW SAKG46 HP/DBR/2	2 mm	10	**0177100000**
TW SAKG46 HP/TF/GE/2	2 mm	10	**0179900000**
AH 32 SAKG32	30 mm	5	**0326760000**

DEK 5/5

TS 32 / KrG

SAKG 70 II G — 70 mm²

SAKG 40 I — 95 mm²



In hazardous area applications, the installation instructions and the rated data specifications for accessories given in the technical appendix must be followed.

Width/Length/height with TS32x7.5	mm	32 x 84 x 51.4	40 x 94 x 84.5
max. current / max. cond. cross-section	A/mm²	**192 / 95**	**232 / 95**
Max. clamping range	mm²	**10...95**	**10...95**

Technical data

Rated data		IEC 60947-7-1		IEC 60947-7-1		
		IEC	UL	CSA	IEC	UL	CSA
Rated voltage	V	1000		600	1000	600	600
Rated current	A	192		200	232	195	250
Rated cross-section	mm²	70	AWG 6...3/0	AWG 2/0...4/0	95	AWG 2/0...4/0	AWG 2/0...4/0
Rated impulse voltage / Pollution severity	kV/-		8 / 3			8 / 3	
Gauge to IEC 60947-1 / UL94 Flammability class			/ 5VA			B12 / 5VA	
Approvals							
Clamped conductors (H05V/H07V)		**Rated connection**			**Rated connection**		
solid / stranded	mm²	10...16			10...16 / 10...95		
flexible / Stranded wire with end ferrules	mm²				10...95 / 10...95		
Tightening torque range (clamping screw)		6.0...12 Nm (M 8)			10...20 Nm (M 10)		
Stripping length / Blade size	mm/-				25 /		
Note		Conductor connection with cable lugs according to DIN 46234 with 16..95 mm² and DIN 46235 with 10 .. 50 mm²			Conductor connection with cable lugs acc. to DIN 46234 from 10 .. 95 mm²		

Ordering data

Version		Type	Qty.	Order No.	Type	Qty.	Order No.
	Medium yellow	SAKG 70 II/GW	10	**0150420000**	SAKG 40 I	10	**0286820000**
Note							

Accessories

		Type	current	Qty.	Order No.	Type	current	Qty.	Order No.
Screwable cross-connection									
	2-pole	QL 2 SAKG32+70	150 A	5	**0194000000**	QL 2 SAKG40	232 A	5	**0194100000**
	3-pole	QL 3 SAKG32+70	150 A	5	**0441500000**	QL 3 SAKG40	232 A	5	**0263500000**
	4-pole	QL 4 SAKG32+70	150 A	5	**0441600000**	QL 4 SAKG40	232 A	5	**0409800000**
End plate			**Width**				**Width**		
	dark brown	EP 1 SAKG28/32 HP/DBR	2 mm	10	**0205100000**	EP 2 SAKG46/32 HP/DBR	2 mm	10	**0205300000**
	Tropical applications	EP 1 SAKG28/32 HP/TF/GE	2 mm	10	**0205200000**	EP 2 SAKG46/32 HP/TF/GE	2 mm	10	**0205400000**
End plate / Partition plate									
	dark brown								
	Tropical applications								
	dark brown	TW SAKG28 HP/DBR/2	2 mm	10	**0151400000**	TW SAKG46 HP/DBR/2	2 mm	10	**0177100000**
	Tropical applications	TW SAKG28 HP/TF/GE/2	2 mm	10	**0164600000**	TW SAKG46 HP/TF/GE/2	2 mm	10	**0179900000**
Cover / warning label									
	Cover / warning label	AH 32 SAKG32	30 mm	5	**0326760000**	AH 40 SAKG40	38 mm	5	**0326860000**

Marking systems	(see assortment in catalogue 7)		
	Marking tags	DEK 5/5	DEK 5/5
For detailed information on other accessories and applications, refer to the „Accessories“ section			

SAKG 40 II — 95 mm²

40 x 90 x 53
232 / 95
10...95

IEC 60947-7-1

IEC	UL	CSA
1000	600	600
232	230	250
95	AWG 1...4/0	AWG 2/0...4/0
	8 / 3	
	/ 5VA	

Rated connection
...16
10...20 Nm (M 10)

Conductor connection with cable lugs according to DIN 46234, from 10 .. 95 mm²

Type	Qty.	Order No.
SAKG 40 II	10	**0170520000**

Type	current	Qty.	Order No.
QL 2 SAKG40	232 A	5	**0194100000**
QL 3 SAKG40	232 A	5	**0263500000**
QL 4 SAKG40	232 A	5	**0409800000**
	Width		
EP 2 SAKG46/32 HP/DBR	2 mm	10	**0205300000**
EP 2 SAKG46/32 HP/TF/GE	2 mm	10	**0205400000**
TW SAKG46 HP/DBR/2	2 mm	10	**0177100000**
TW SAKG46 HP/TF/GE/2	2 mm	10	**0179900000**
AH 40 SAKG40	38 mm	5	**0326860000**

DEK 5/5

SAKG 40 II GW — 95 mm²

40 x 90 x 53
232 / 95
10...95

IEC 60947-7-1

IEC	UL	CSA
1000	600	600
232	230	250
95	AWG 1...4/0	AWG 2/0...4/0
	8 / 3	
	/ 5VA	

Rated connection
...16
10...20 Nm (M 10)

Conductor connection with cable lugs according to DIN 46234, from 10 .. 95 mm²

Type	Qty.	Order No.
SAKG 40 II/GW	10	**0185220000**

Type	current	Qty.	Order No.
QL 2 SAKG40	232 A	5	**0194100000**
QL 3 SAKG40	232 A	5	**0263500000**
QL 4 SAKG40	232 A	5	**0409800000**
	Width		
EP 2 SAKG46/32 HP/DBR	2 mm	10	**0205300000**
EP 2 SAKG46/32 HP/TF/GE	2 mm	10	**0205400000**
TW SAKG46 HP/DBR/2	2 mm	10	**0177100000**
TW SAKG46 HP/TF/GE/2	2 mm	10	**0179900000**
AH 40 SAKG40	38 mm	5	**0326860000**

DEK 5/5

SAKG 40 III — 95 mm²



40 x 98 x 84.5
232 / 95
10...95

IEC 60947-7-1

IEC	UL	CSA
1000	600	600
232	195	230
95	AWG 1...4/0	AWG 2/0...4/0
	8 / 3	
	B12 / 5VA	

Rated connection
10...16 / 10...95
10...95 / 10...95
16...20 Nm (M 10)
25 /

Type	Qty.	Order No.
SAKG 40 III	10	**0286920000**

Type		Qty.	Order No.
	Width		
EP 2 SAKG46/32 HP/DBR	2 mm	10	**0205300000**
EP 2 SAKG46/32 HP/TF/GE	2 mm	10	**0205400000**
TW SAKG46 HP/DBR/2	2 mm	10	**0177100000**
TW SAKG46 HP/TF/GE/2	2 mm	10	**0179900000**
AH 40 SAKG40	38 mm	5	**0326860000**

DEK 5/5

TS 32 / KrG

SAKG 46 II — 150 mm²

SAKG 46 II GW — 150 mm²

In hazardous area applications, the installation instructions and the rated data specifications for accessories given in the technical appendix must be followed.

Width/Length/height with TS32x7.5	mm	46 x 106 x 57	46 x 106 x 57
max. current / max. cond. cross-section	A/mm²	**353 / 185**	**353 / 185**
Max. clamping range	mm²	**10...185**	**10...185**

Technical data

Rated data		IEC 60947-7-1		
		IEC	UL	CSA
Rated voltage	V	1000	600	600
Rated current	A	309	285	365
Rated cross-section	mm²	150	AWG 4/0...300	AWG 4...300
Rated impulse voltage / Pollution severity	kV/-		8 / 3	
Gauge to IEC 60947-1 / UL94 Flammability class			/ 5VA	
Approvals				
Clamped conductors (H05V/H07V)		**Rated connection**		
solid / stranded	mm²	10...16		
flexible / Stranded wire with end ferrules	mm²			
Tightening torque range (clamping screw)		14...31 Nm M 12		
Stripping length / Blade size	mm/-			
Note		Conductor connection with cable lugs according to DIN 46234, from 10 .. 185 mm² and DIN 46235, from 25 .. 150 mm²		

		IEC 60947-7-1		
		IEC	UL	CSA
Rated voltage	V	1000	600	600
Rated current	A	309	285	365
Rated cross-section	mm²	150	AWG 4/0...kcmil 300	AWG 1...300
Rated impulse voltage / Pollution severity	kV/-		8 / 3	
Gauge to IEC 60947-1 / UL94 Flammability class			/ 5VA	
Approvals				
Clamped conductors (H05V/H07V)		**Rated connection**		
solid / stranded	mm²	10...16		
flexible / Stranded wire with end ferrules	mm²			
Tightening torque range (clamping screw)		14...31 Nm M 12		
Stripping length / Blade size	mm/-			
Note		Conductor connection with cable lugs according to DIN 46234, from 10 .. 185 mm² and DIN 46235, from 25 .. 150 mm²		

Ordering data

Version		Type	Qty.	Order No.
	Medium yellow	SAKG 46 II	5	**0170620000**
Note				

Type	Qty.	Order No.
SAKG 46 II/GW	5	**0185320000**

Accessories

Screwable cross-connection		Type	current	Qty.	Order No.
	2-pole	QL 2 SAKG46	309 A	5	**0247000000**
	3-pole	QL 3 SAKG46	309 A	5	**0444400000**
	4-pole	QL 4 SAKG46	309 A	5	**0444500000**
End plate			**Width**		
	dark brown	EP 2 SAKG46/32 HP/DBR	2 mm	10	**0205300000**
	Tropical applications	EP 2 SAKG46/32 HP/TF/GE	2 mm	10	**0205400000**
End plate / Partition plate					
	dark brown				
	Tropical applications				
	dark brown	TW SAKG46 HP/DBR/2	2 mm	10	**0177100000**
	Tropical applications	TW SAKG46 HP/TF/GE/2	2 mm	10	**0179900000**
Cover / warning label					
	Cover / warning label	AH 46 SAKG46	46 mm	5	**0326960000**

Type	current	Qty.	Order No.
QL 2 SAKG46	309 A	5	**0247000000**
QL 3 SAKG46	309 A	5	**0444400000**
QL 4 SAKG46	309 A	5	**0444500000**
	Width		
EP 2 SAKG46/32 HP/DBR	2 mm	10	**0205300000**
EP 2 SAKG46/32 HP/TF/GE	2 mm	10	**0205400000**
TW SAKG46 HP/DBR/2	2 mm	10	**0177100000**
TW SAKG46 HP/TF/GE/2	2 mm	10	**0179900000**
AH 46 SAKG46	46 mm	5	**0326960000**

Marking systems (see assortment in catalogue 7)		
Marking tags	DEK 5/5	DEK 5/5
For detailed information on other accessories and applications, refer to the „Accessories“ section		

SAKG 54 II — 240 mm²

54 x 122 x 60.5
415 / 240
10...240

IEC 60947-7-1

IEC	UL	CSA
1000	600	600
415	380	600
240	kcmil 300...kcmil 500	kcmil 300...kcmil 500
	8 / 3	
	/ 5VA	

Rated connection

25...60 Nm M 16

Conductor connection with cable lugs according to DIN 46234 and DIN 46235, from 70 .. 240 mm²

Type	Qty.	Order No.
SAKG 54 II	5	**0170720000**

Type	current	Qty.	Order No.
QL 2 SAKG54	415 A	5	**0264400000**
QL 3 SAKG54	415 A	5	**0408000000**
QL 4 SAKG54	415 A	5	**0247400000**
	Width		
EP 2 SAKG46/32 HP/DBR	2 mm	10	**0205300000**
EP 2 SAKG46/32 HP/TF/GE	2 mm	10	**0205400000**
TW SAKG46 HP/DBR/2	2 mm	10	**0177100000**
TW SAKG46 HP/TF/GE/2	2 mm	10	**0179900000**

DEK 5/5

SAKG 54 II GW — 240 mm²

54 x 122 x 60.5
415 / 240
10...240

IEC 60947-7-1

IEC	UL	CSA
1000	600	600
415	380	600
240	kcmil 300...kcmil 500	kcmil 300...kcmil 500
	8 / 3	
	/ 5VA	

Rated connection

25...60 Nm M 16

Conductor connection with cable lugs according to DIN 46234 and DIN 46235, from 70 .. 240 mm²

Type	Qty.	Order No.
SAKG 54 II/GW	5	**0185420000**

Type	current	Qty.	Order No.
QL 2 SAKG54	415 A	5	**0264400000**
QL 3 SAKG54	415 A	5	**0408000000**
QL 4 SAKG54	415 A	5	**0247400000**
	Width		
EP 2 SAKG46/32 HP/DBR	2 mm	10	**0205300000**
EP 2 SAKG46/32 HP/TF/GE	2 mm	10	**0205400000**
TW SAKG46 HP/DBR/2	2 mm	10	**0177100000**
TW SAKG46 HP/TF/GE/2	2 mm	10	**0179900000**

DEK 5/5

Stud terminal - KST

TS 32 / PA

	KST 5	KST 6
	10 mm²	16 mm²





In hazardous area applications, the installation instructions and the rated data specifications for accessories given in the technical appendix must be followed.

		KST 5	KST 6
Width/Length/height with TS32x7.5	mm	24 x 60 x 55	22 x 60 x 60
max. current / max. cond. cross-section	A/mm²	**57 /**	**76 /**
Max. clamping range	mm²		**...**

Technical data

Rated data		KST 5	KST 6
		IEC / UL / CSA	IEC / UL / CSA
Rated voltage	V	1000 / 600 / 600	1000 / 600 / 600
Rated current	A	57 / 50 / 65	76 / 65 / 80
Rated cross-section	mm²	10 / AWG 12...6 / AWG 8...2	16 / AWG 12...6 / AWG 12...6
Rated impulse voltage / Pollution severity	kV/-	8 / 3	8 / 3
Gauge to IEC 60947-1 / UL94 Flammability class		/ V2	/ V2
Approvals			
Rated connection			
Tightening torque range (clamping screw)		2.0...4.0 Nm	3.0...6.0 Nm
Note			

Ordering data

Version	KST 5	KST 6
	TS 35 x 7,5	
Note		

Type	Qty.	Order No.
KST 5	25	**9503370000**

Type	Qty.	Order No.
KST 6	25	**9501310000**

Accessories

Screwable cross-connection	KST 5	KST 6
	2-pole	
Partition plate		
	left	
	right	

Type	Qty.	Order No.
Width		
TW KST5-12 LI/NO 160/HM	10	**1752800000**
TW KST5-12 RE/NO 160/HM	10	**1718530000**

Type	current	Qty.	Order No.
QL 2 KST6		5	**9501350000**
Width			
TW KST5-12 LI/NO 160/HM		10	**1752800000**
TW KST5-12 RE/NO 160/HM		10	**1718530000**

Marking systems (see assortment in catalogue 7)	KST 5	KST 6
Marking tags	DEK 5/5	DEK 5/5
For detailed information on other accessories and applications, refer to the „Accessories“ section		

KST 8 — 35 mm²

24 x 60 x 72
125 /
...

IEC	UL	CSA
1000	600	600
125	115	130
35	AWG 12...2	AWG 12...2
	8 / 3	
	/ V2	

Rated connection
6.0...12 Nm

Type	Qty.	Order No.
KST 8	25	**9501320000**

Type	current	Qty.	Order No.
QL 2 KST8		5	**9501360000**
	Width		
TW KST5-12 LI/NO 160/HM		10	**1752800000**
TW KST5-12 RE/NO 160/HM		10	**1718530000**

DEK 5/5

KST 10 — 70 mm²



34 x 60 x 82
192 /
...

IEC	UL	CSA
1000	600	600
192	175	200
70	AWG 12...2/0	AWG 12...2/0
	8 / 3	
	/ V2	

Rated connection
10...20 Nm

Type	Qty.	Order No.
KST 10	20	**9501330000**

Type	current	Qty.	Order No.
QL 2 KST10		5	**9501370000**
	Width		
TW KST5-12 LI/NO 160/HM		10	**1752800000**
TW KST5-12 RE/NO 160/HM		10	**1718530000**

DEK 5/5

KST 12 — 95 mm²

34 x 60 x 82
232 /
...

IEC	UL	CSA
1000	600	600
232	200	250
95	AWG 12...3	AWG 12...3/0
	8 / 3	
	/ V2	

Rated connection
14...31 Nm

Type	Qty.	Order No.
KST 12	20	**9501340000**

Type	current	Qty.	Order No.
QL 2 KST12	232 A	5	**9501380000**
	Width		
TW KST5-12 LI/NO 160/HM		10	**1752800000**
TW KST5-12 RE/NO 160/HM		10	**1718530000**

DEK 5/5

with indication

		DK 4 LD/1	4 mm²	DK 4 LD/2	4 mm²
		DC voltage indicator		DC voltage indicator	
		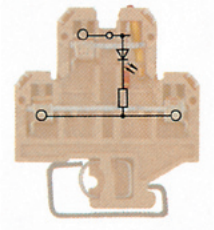		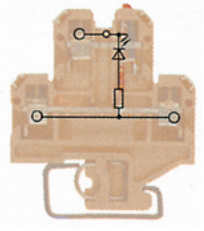	
In hazardous area applications, the installation instructions and the rated data specifications for accessories given in the technical appendix must be followed.					
Width/Length/height with TS32x7.5	mm	6 x 50 x 56.5		6 x 50 x 56.5	
max. current / max. cond. cross-section	A/mm²	**10 / 4**		**10 / 4**	
Max. clamping range	mm²	**0.5...4**	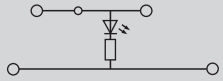	**0.5...4**	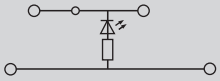

Technical data

		IEC 60947-7-1			IEC 60947-7-1		
Rated data		**IEC**	**UL**	**CSA**	**IEC**	**UL**	**CSA**
Rated voltage	V	24			24		
Rated current	A	10			10		
Rated cross-section	mm²	4			4		
Rated impulse voltage / Pollution severity	kV/-		1 / 3			1 / 3	
Gauge to IEC 60947-1 / UL94 Flammability class			A3 / V2			A3 / V2	
Approvals							
Electronic fixtures							
Diode reverse voltage / Diode current	-						
Operating voltage for display, min. / Current	V/mA	24 / 5			24 / 5		
Clamped conductors (H05V/H07V)		**Rated connection**			**Rated connection**		
solid / stranded	mm²	0.5...4 / 0.5...4			0.5...4 / 0.5...4		
flexible / Stranded wire with end ferrules	mm²	0.5...4 / 0.5...4			0.5...4 / 0.5...4		
Tightening torque range (clamping screw)		0.5...1.0 Nm (M 3)			0.5...1.0 Nm (M 3)		
Stripping length / Blade size	mm/-	9 / 0.6 x 3.5 mm			9 / 0.6 x 3.5 mm		
Note							

Ordering data

Version	**Type**	**Qty.**	**Order No.**	**Type**	**Qty.**	**Order No.**
Red LED	DK 4/32 LD ROT 24VDC A1	25	**0495360000**	DK 4/32 LD ROT 24VDC A2	25	**0474460000**
Green LED				DK 4/32 LD GR 24VDC A2	25	**0646560000**
Neon lamp						
Note						

Accessories

Screwable cross-connection		**Type**	**current**	**Qty.**	**Order No.**	**Type**	**current**	**Qty.**	**Order No.**
	2-pole	Q 2 AKZ4	32 A	50	**0336400000**	Q 2 AKZ4	32 A	50	**0336400000**
	3-pole	Q 3 AKZ4	32 A	50	**0336500000**	Q 3 AKZ4	32 A	50	**0336500000**
	4-pole	Q 4 AKZ4	32 A	50	**0336600000**	Q 4 AKZ4	32 A	50	**0336600000**
External cross-connection									
	2-pole	QB 2 WI RA6 IS	27 A	50	**0482700000**	QB 2 WI RA6 IS	27 A	50	**0482700000**
	3-pole	QB 3 WI RA6 IS	27 A	50	**0482800000**	QB 3 WI RA6 IS	27 A	50	**0482800000**
	4-pole	QB 4 WI RA6 IS	27 A	50	**0482900000**	QB 4 WI RA6 IS	27 A	50	**0482900000**
Switchable link									
	Mounting screw	BFSC M2.5X14 SAKD2.5N		100	**0266800000**	BFSC M2.5X14 SAKD2.5N		100	**0266800000**
	Switchable link	VL 2 AKZ4/DK4		50	**0446700000**	VL 2 AKZ4/DK4		50	**0446700000**
	Connecting sleeve	VH 10/4/2.8 AKZ4		50	**0446600000**	VH 10/4/2.8 AKZ4		50	**0446600000**
Testing / Checking			**Width**				**Width**		
	Test plug	PS 2.3 RT	5.4 mm	20	**0180400000**	PS 2.3 RT	5.4 mm	20	**0180400000**
	Socket	STB 8.5/D4/2.3/M2.5 AKZ		50	**0215700000**	STB 8.5/D4/2.3/M2.5 AKZ		50	**0215700000**
End plate / Partition plate									
	beige	AP DK4	1.5 mm	20	**0359260000**	AP DK4	1.5 mm	20	**0359260000**
Small partition									
	Small partition	TSCH 4 AKZ4	6 mm	100	**0363360000**	TSCH 4 AKZ4	6 mm	100	**0363360000**

Marking systems	(see assortment in catalogue 7)		
Marking tags		DEK 5/6	DEK 5/6
For detailed information on other accessories and applications, refer to the „Accessories“ section			

DK 4 LD/3 — 4 mm²

DC voltage indicator



6 x 50 x 56.5
10 / 4
0.5...4

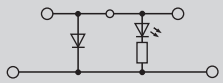

IEC 60947-7-1

IEC	UL	CSA
24		
10		
4		
	1 / 3	
	A3 / V2	
24 / 5		
Rated connection		
0.5...4 / 0.5...4		
0.5...4 / 0.5...4		
0.5...1.0 Nm (M 3)		
9 / 0.6 x 3.5 mm		

Type	Qty.	Order No.
DK 4/32 LD ROT 24VDC	25	**0210160000**

Type	current	Qty.	Order No.
Q 2 AKZ4	32 A	50	**0336400000**
Q 3 AKZ4	32 A	50	**0336500000**
Q 4 AKZ4	32 A	50	**0336600000**
QB 2 WI RA6 IS	27 A	50	**0482700000**
QB 3 WI RA6 IS	27 A	50	**0482800000**
QB 4 WI RA6 IS	27 A	50	**0482900000**
BFSC M2.5X14 SAKD2.5N		100	**0266800000**
VL 2 AKZ4/DK4		50	**0446700000**
VH 10/4/2.8 AKZ4		50	**0446600000**
	Width		
PS 2.3 RT	5.4 mm	20	**0180400000**
STB 8.5/D4/2.3/M2.5 AKZ		50	**0215700000**
AP DK4	1.5 mm	20	**0359260000**
TSCH 4 AKZ4	6 mm	100	**0363360000**

DEK 5/6

DK 4 GL — 4 mm²

AC voltage indicator



6 x 50 x 56.5
10 / 4
0.33...4

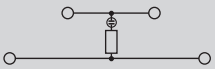

IEC 60947-7-1

IEC	UL	CSA
115		
10		
4		
	1 / 3	
	A3 / V2	
24 / 5		
Rated connection		
0.5...4 / 0.5...4		
0.5...4 / 0.5...4		
0.5...1.0 Nm (M 3)		
9 / 0.6 x 3.5 mm		

Type	Qty.	Order No.
DK 4/32 GL 100K 115VAC	25	**0569560000**

Type	current	Qty.	Order No.
Q 2 AKZ4	32 A	50	**0336400000**
Q 3 AKZ4	32 A	50	**0336500000**
Q 4 AKZ4	32 A	50	**0336600000**
QB 2 WI RA6 IS	27 A	50	**0482700000**
QB 3 WI RA6 IS	27 A	50	**0482800000**
QB 4 WI RA6 IS	27 A	50	**0482900000**
BFSC M2.5X14 SAKD2.5N		100	**0266800000**
VL 2 AKZ4/DK4	32 A	50	**0446700000**
VH 10/4/2.8 AKZ4		50	**0446600000**
	Width		
PS 2.3 RT	5.4 mm	20	**0180400000**
STB 8.5/D4/2.3/M2.5 AKZ		50	**0215700000**
AP DK4	1.5 mm	20	**0359260000**
TSCH 4 AKZ4	6 mm	100	**0363360000**

DEK 5/6

Terminals with electronic components

with diodes

In hazardous area applications, the installation instructions and the rated data specifications for accessories given in the technical appendix must be followed.

Width/Length/height with TS32x7.5	mm
max. current / max. cond. cross-section	A/mm²
Max. clamping range	mm²

DK 4 D/1 — 4 mm²

Diode terminal, e.g. as reverse polarity protection

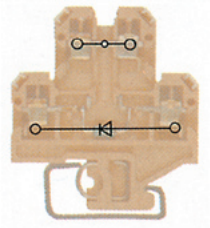

6 x 50 x 56.5
10 / 4
0.33...4

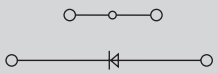

DK 4 D/2 — 4 mm²

Suppressor circuit for contactor and solenoid valve (DC voltage)

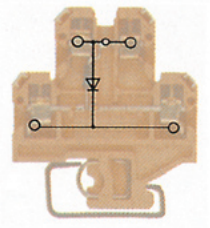

6 x 50 x 56.5
10 / 4
0.33...4

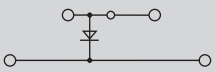

Technical data

Rated data		DK 4 D/1	DK 4 D/2
		IEC / UL / CSA	IEC / UL / CSA
Rated voltage	V	380 / 300	380 / 300
Rated current	A	10 / 10	10 / 10
Rated cross-section	mm²	4 / AWG 22...12	4 / AWG 22...12
Rated impulse voltage / Pollution severity	kV/-	/ 3	/ 3
Gauge to IEC 60947-1 / UL94 Flammability class		A3 / V2	A3 / V2
Approvals			
Electronic fixtures			
Diode reverse voltage / Diode current	A	1000 / 1	1000 / 1
Operating voltage for display, min. / Current	-/A		
Clamped conductors (H05V/H07V)		**Rated connection**	**Rated connection**
solid / stranded	mm²	0.5...4 / 0.5...4	0.5...4 / 0.5...4
flexible / Stranded wire with end ferrules	mm²	0.5...4 / 0.5...4	0.5...4 / 0.5...4
Tightening torque range (clamping screw)		0.5...0.8 Nm (M 3)	0.5...0.8 Nm (M 3)
Stripping length / Blade size	mm/-	9 / 0.6 x 3.5 mm	9 / 0.6 x 3.5 mm
Note		Diode current: max 1A. (1 N 4007)	Diode current: max 1A. (1 N 4007)

Ordering data

Version	DK 4 D/1 Type	Qty.	Order No.	DK 4 D/2 Type	Qty.	Order No.
Red LED	DK 4/32 1D CSA GET.SCH.	25	**0544660000**	DK 4/32 1D CSA A1	25	**0484060000**

Accessories

Screwable cross-connection	Type	current	Qty.	Order No.	Type	current	Qty.	Order No.
2-pole	Q 2 AKZ4	32 A	50	**0336400000**	Q 2 AKZ4	32 A	50	**0336400000**
3-pole	Q 3 AKZ4	32 A	50	**0336500000**	Q 3 AKZ4	32 A	50	**0336500000**
4-pole	Q 4 AKZ4	32 A	50	**0336600000**	Q 4 AKZ4	32 A	50	**0336600000**
External cross-connection								
2-pole	QB 2 WI RA6 IS	27 A	50	**0482700000**	QB 2 WI RA6 IS	27 A	50	**0482700000**
3-pole	QB 3 WI RA6 IS	27 A	50	**0482800000**	QB 3 WI RA6 IS	27 A	50	**0482800000**
4-pole	QB 4 WI RA6 IS	27 A	50	**0482900000**	QB 4 WI RA6 IS	27 A	50	**0482900000**
Switchable link								
Mounting screw	BFSC M2.5X14 SAKD2.5N		100	**0266800000**	BFSC M2.5X14 SAKD2.5N		100	**0266800000**
Switchable link	VL 2 AKZ4/DK4	32 A	50	**0446700000**	VL 2 AKZ4/DK4	32 A	50	**0446700000**
Connecting sleeve	VH 10/4/2.8 AKZ4		50	**0446600000**	VH 10/4/2.8 AKZ4		50	**0446600000**
Testing / Checking		**Width**				**Width**		
Test plug	PS 2.3 RT	5.4 mm	20	**0180400000**	PS 2.3 RT	5.4 mm	20	**0180400000**
Socket	STB 8.5/D4/2.3/M2.5 AKZ		50	**0215700000**	STB 8.5/D4/2.3/M2.5 AKZ		50	**0215700000**
End plate / Partition plate								
beige	AP DK4	1.5 mm	20	**0359260000**	AP DK4	1.5 mm	20	**0359260000**
Small partition								
Small partition	TSCH 4 AKZ4	6 mm	100	**0363360000**	TSCH 4 AKZ4	6 mm	100	**0363360000**

Marking systems (see assortment in catalogue 7)								
Marking tags	DEK 5/6				DEK 5/6			
For detailed information on other accessories and applications, refer to the „Accessories“ section								

DK 4 D/3 — 4 mm²

Suppressor circuit for contactor and solenoid valve (DC voltage)



6 x 50 x 56.5
10 / 4
0.33...4

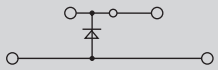

IEC	UL	CSA
380		300
10		10
4		
	/ 3	
	A3 / V2	
1000 / 1		

Rated connection
0.5...4 / 0.5...4
0.5...4 / 0.5...4
0.5...0.8 Nm (M 3)
9 / 0.6 x 3.5 mm

Diode current: max 1A. (1 N 4007)

Type	Qty.	Order No.
DK 4/32 1D CSA A2	25	**0467960000**

Type	current	Qty.	Order No.
Q 2 AKZ4	32 A	50	**0336400000**
Q 3 AKZ4	32 A	50	**0336500000**
Q 4 AKZ4	32 A	50	**0336600000**
QB 2 WI RA6 IS	27 A	50	**0482700000**
QB 3 WI RA6 IS	27 A	50	**0482800000**
QB 4 WI RA6 IS	27 A	50	**0482900000**
BFSC M2.5X14 SAKD2.5N		100	**0266800000**
VL 2 AKZ4/DK4		50	**0446700000**
VH 10/4/2.8 AKZ4		50	**0446600000**
	Width		
PS 2.3 RT	5.4 mm	20	**0180400000**
STB 8.5/D4/2.3/M2.5 AKZ		50	**0215700000**
AP DK4	1.5 mm	20	**0359260000**
TSCH 4 AKZ4	6 mm	100	**0363360000**

DEK 5/6

DK 4 D/4 — 4 mm²

Diode terminal for lamp test circuits



6 x 50 x 56.5
10 / 4
0.33...4

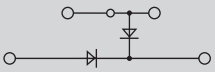

IEC	UL	CSA
380		300
10		10
4		
	/ 3	
	A3 / V2	
1000 / 1		

Rated connection
0.5...4 / 0.5...4
0.5...4 / 0.5...4
0.5...0.8 Nm (M 3)
9 / 0.6 x 3.5 mm

Diode current: max 1A. (1 N 4007)

Type	Qty.	Order No.
DK 4/32 2D CSA GET.SCH.	25	**0642760000**

Type	current	Qty.	Order No.
Q 2 AKZ4	32 A	50	**0336400000**
Q 3 AKZ4	32 A	50	**0336500000**
Q 4 AKZ4	32 A	50	**0336600000**
QB 2 WI RA6 IS	27 A	50	**0482700000**
QB 3 WI RA6 IS	27 A	50	**0482800000**
QB 4 WI RA6 IS	27 A	50	**0482900000**
BFSC M2.5X14 SAKD2.5N		100	**0266800000**
VL 2 AKZ4/DK4		50	**0446700000**
VH 10/4/2.8 AKZ4		50	**0446600000**
	Width		
PS 2.3 RT	5.4 mm	20	**0180400000**
STB 8.5/D4/2.3/M2.5 AKZ		50	**0215700000**
AP DK4	1.5 mm	20	**0359260000**
TSCH 4 AKZ4	6 mm	100	**0363360000**

DEK 5/6

DK 4 D/5 — 4 mm²

Diode terminal for lamp test circuits

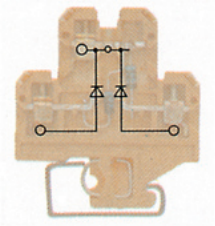

6 x 50 x 56.5
10 / 4
0.33...4

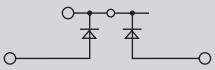

IEC	UL	CSA
380		300
10		10
4		
	/ 3	
	A3 / V2	
1000 / 1		

Rated connection
0.5...4 / 0.5...4
0.5...4 / 0.5...4
0.5...0.8 Nm (M 3)
9 / 0.6 x 3.5 mm

Diode current: max 1A. (1 N 4007)

Type	Qty.	Order No.
DK 4/32 2D CSA A2	25	**0523760000**

Type	current	Qty.	Order No.
Q 2 AKZ4	32 A	50	**0336400000**
Q 3 AKZ4	32 A	50	**0336500000**
Q 4 AKZ4	32 A	50	**0336600000**
QB 2 WI RA6 IS	27 A	50	**0482700000**
QB 3 WI RA6 IS	27 A	50	**0482800000**
QB 4 WI RA6 IS	27 A	50	**0482900000**
BFSC M2.5X14 SAKD2.5N		100	**0266800000**
VL 2 AKZ4/DK4	32 A	50	**0446700000**
VH 10/4/2.8 AKZ4		50	**0446600000**
	Width		
PS 2.3 RT	5.4 mm	20	**0180400000**
STB 8.5/D4/2.3/M2.5 AKZ		50	**0215700000**
AP DK4	1.5 mm	20	**0359260000**
TSCH 4 AKZ4	6 mm	100	**0363360000**

DEK 5/6

Terminals with electronic components

with diodes

In hazardous area applications, the installation instructions and the rated data specifications for accessories given in the technical appendix must be followed.

DK 4 D/6 — 4 mm²

Diode terminal for lamp test circuits



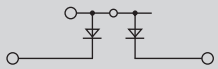

6 x 50 x 56.5
10 / 4
0.33...4

DK 4 D/7 — 4 mm²

Diode terminal for lamp test circuits, with protective resistor

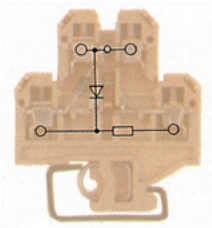

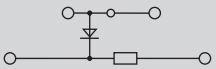

6 x 50 x 56.5
10 / 4
0.33...4

		DK 4 D/6	DK 4 D/7
Width/Length/height with TS32x7.5	mm	6 x 50 x 56.5	6 x 50 x 56.5
max. current / max. cond. cross-section	A/mm²	10 / 4	10 / 4
Max. clamping range	mm²	0.33...4	0.33...4

Technical data

Rated data		DK 4 D/6 IEC	DK 4 D/6 UL	DK 4 D/6 CSA	DK 4 D/7 IEC	DK 4 D/7 UL	DK 4 D/7 CSA
Rated voltage	V	380		300	24		300
Rated current	A	10		10	10		10
Rated cross-section	mm²	4			4		
Rated impulse voltage / Pollution severity	kV/-		/ 3			/ 3	
Gauge to IEC 60947-1 / UL94 Flammability class			A3 / V2			A3 / V2	
Approvals							
Electronic fixtures							
Diode reverse voltage / Diode current	A	1000 / 1			/ 1		
Operating voltage for display, min. / Current	-/A						
Clamped conductors (H05V/H07V)		**Rated connection**			**Rated connection**		
solid / stranded	mm²	0.5...4 / 0.5...4			0.5...4 / 0.5...4		
flexible / Stranded wire with end ferrules	mm²	0.5...4 / 0.5...4			0.5...4 / 0.5...4		
Tightening torque range (clamping screw)		0.5...0.8 Nm (M 3)			0.5...0.8 Nm (M 3)		
Stripping length / Blade size	mm/-	9 / 0.6 x 3.5 mm			9 / 0.6 x 3.5 mm		
Note		Diode current: max 1A. (1 N 4007)			Diode current: max 1A. (1 N 4007)		

Ordering data

Version	DK 4 D/6 Type	Qty.	Order No.	DK 4 D/7 Type	Qty.	Order No.
Red LED	DK 4/32 2D A1	25	**0663960000**	DK 4/32 1D 1K5	25	**0685260000**
Note						

Accessories

Screwable cross-connection	DK 4 D/6 Type	current	Qty.	Order No.	DK 4 D/7 Type	current	Qty.	Order No.
2-pole	Q 2 AKZ4	32 A	50	**0336400000**	Q 2 AKZ4	32 A	50	**0336400000**
3-pole	Q 3 AKZ4	32 A	50	**0336500000**	Q 3 AKZ4	32 A	50	**0336500000**
4-pole	Q 4 AKZ4	32 A	50	**0336600000**	Q 4 AKZ4	32 A	50	**0336600000**
External cross-connection								
2-pole	QB 2 WI RA6 IS	27 A	50	**0482700000**	QB 2 WI RA6 IS	27 A	50	**0482700000**
3-pole	QB 3 WI RA6 IS	27 A	50	**0482800000**	QB 3 WI RA6 IS	27 A	50	**0482800000**
4-pole	QB 4 WI RA6 IS	27 A	50	**0482900000**	QB 4 WI RA6 IS	27 A	50	**0482900000**
Switchable link								
Mounting screw	BFSC M2.5X14 SAKD2.5N		100	**0266800000**	BFSC M2.5X14 SAKD2.5N		100	**0266800000**
Switchable link	VL 2 AKZ4/DK4		50	**0446700000**	VL 2 AKZ4/DK4		50	**0446700000**
Connecting sleeve	VH 10/4/2.8 AKZ4		50	**0446600000**	VH 10/4/2.8 AKZ4		50	**0446600000**
Testing / Checking		**Width**				**Width**		
Test plug	PS 2.3 RT	5.4 mm	20	**0180400000**	PS 2.3 RT	5.4 mm	20	**0180400000**
Socket	STB 8.5/D4/2.3/M2.5 AKZ		50	**0215700000**	STB 8.5/D4/2.3/M2.5 AKZ		50	**0215700000**
End plate / Partition plate								
beige	AP DK4	1.5 mm	20	**0359260000**	AP DK4	1.5 mm	20	**0359260000**
Small partition								
Small partition	TSCH 4 AKZ4	6 mm	100	**0363360000**	TSCH 4 AKZ4	6 mm	100	**0363360000**

Marking systems (see assortment in catalogue 7)	DK 4 D/6	DK 4 D/7
Marking tags	DEK 5/6	DEK 5/6

For detailed information on other accessories and applications, refer to the „Accessories“ section

with electronic components

	DK 4 RC	4 mm²	DKT 4 PT 100	4 mm²
			Diode terminal for central control and communication system	
			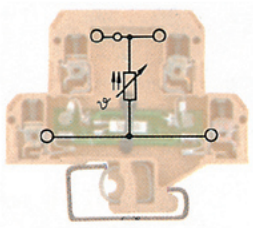	
In hazardous area applications, the installation instructions and the rated data specifications for accessories given in the technical appendix must be followed.				
Width/Length/height with TS32x7.5 mm	18 x 50 x 56.5	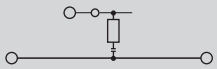	6 x 65 x 56.5	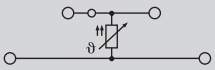
max. current / max. cond. cross-section A/mm²	**10 / 4**		**10 / 4**	
Max. clamping range mm²	**0.33...4**		**0.33...4**	

Technical data

Rated data	IEC	UL	CSA	IEC	UL	CSA
Rated voltage V	230			250		
Rated current A	10			10		
Rated cross-section mm²	4			4		
Rated impulse voltage / Pollution severity kV/-		/ 3			/ 3	
Gauge to IEC 60947-1 / UL94 Flammability class		A3 / V2			A3 / V2	
Approvals						
Clamped conductors (H05V/H07V)	**Rated connection**			**Rated connection**		
solid / stranded mm²	0.5...4 / 0.5...4			0.5...4 / 0.5...4		
flexible / Stranded wire with end ferrules mm²	0.5...4 / 0.5...4			0.5...4 / 0.5...2.5		
Tightening torque range (clamping screw)	0.5...0.8 Nm (M 3)			0.4...0.7 Nm (M 2.5)		
Stripping length / Blade size mm/-	9 / 0.6 x 3.5 mm			6 / 0.6 x 3.5 mm		
Note						

Ordering data

Version	Type	Qty.	Order No.	Type	Qty.	Order No.
Red LED	DK 4/32 RC 220R/220NF	5	**0692160000**	DKT 4/32 PT100	10	**8014730000**
Note						

Accessories

	Type	current	Qty.	Order No.	Type	current	Qty.	Order No.
Screwable cross-connection								
2-pole	Q 2 AKZ4	32 A	50	**0336400000**	Q 2 AKZ4	32 A	50	**0336400000**
3-pole	Q 3 AKZ4	32 A	50	**0336500000**	Q 3 AKZ4	32 A	50	**0336500000**
4-pole	Q 4 AKZ4	32 A	50	**0336600000**	Q 4 AKZ4	32 A	50	**0336600000**
External cross-connection								
2-pole	QB 2 WI RA6 IS	27 A	50	**0482700000**	QB 2 WI RA6 IS	27 A	50	**0482700000**
3-pole	QB 3 WI RA6 IS	27 A	50	**0482800000**	QB 3 WI RA6 IS	27 A	50	**0482800000**
4-pole	QB 4 WI RA6 IS	27 A	50	**0482900000**	QB 4 WI RA6 IS	27 A	50	**0482900000**
End plate / Partition plate		**Width**				**Width**		
beige	AP DK4	1.5 mm	20	**0359260000**	AP DKT4 PA	1.5 mm	20	**0687560000**
Testing / Checking								
Test plug	PS 2.3 RT	5.4 mm	20	**0180400000**	PS 2.3 RT	5.4 mm	20	**0180400000**
Socket	STB 8.5/D4/2.3/M2.5 AKZ		50	**0215700000**	STB 8.5/D4/2.3/M2.5 AKZ		50	**0215700000**
Small partition								
Small partition	TSCH 4 AKZ4	6 mm	100	**0363360000**	TSCH 4 AKZ4	6 mm	100	**0363360000**

Marking systems (see assortment in catalogue 7)			
Marking tags	DEK 5/6		DEK 5/6
For detailed information on other accessories and applications, refer to the „Accessories“ section			

SAKT E — 6 mm²

green LED

In hazardous area applications, the installation instructions and the rated data specifications for accessories given in the technical appendix must be followed.

Width/Length/height with TS35x7.5	mm	19 x 65 x 53.5
max. current / max. cond. cross-section	A/mm²	**27 / 10**
Max. clamping range	mm²	**0.5...10**

Technical data

Rated data		IEC	UL	CSA
Rated voltage	V	60		
Rated current	A	27		
Rated cross-section	mm²	6		
Rated impulse voltage / Pollution severity	kV/-		/ 3	
Gauge to IEC 60947-1 / UL94 Flammability class			A5 / 5VA	
Approvals				

Clamped conductors (H05V/H07V)		Rated connection
solid / stranded	mm²	0.5...10
flexible / Stranded wire with end ferrules	mm²	0.5...6 / 0.5...6
Tightening torque range (clamping screw)		0.8...1.6 Nm (M 3.5)
Stripping length / Blade size	mm/-	/ 4.0 x 0.8 mm

Note

Ordering data

Version	Type	Qty.	Order No.
40...60V~	SAKT E/32 2LD 60VAC	5	**0699020000**

Note

Accessories

End bracket	Type	Width	Qty.	Order No.
Dark beige Wemid	EWK 1	9 mm	50	**0206160000**

(see assortment in catalogue 7)

For detailed information on other accessories and applications, refer to the „Accessories“ section

To safe the test sockets use the SD-blade or bits with pilots!

Operating mode

SAKT E

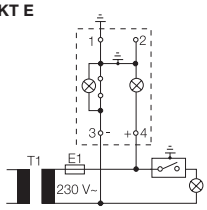

- Slide link is closed
- Auxiliary circuit is **earthed**
- Display is illuminated green

Test position

When measuring insulation resistance with voltages greater than UNom, the earth connection must first be disconnected.

SAKT E

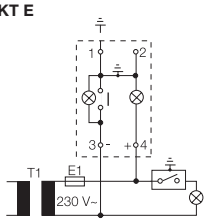

- Slide link is opened
- Auxiliary circuit is **not earthed**
- **No** earth fault
- Display illuminated green and red with reduced intensity
- Disconnected earth connection -> When measuring insulation resistance with voltages greater than UNom, the earth connection must be disconnected.

Operational malfunction

SAKT E

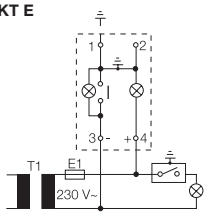

- Slide link is opened
- Auxiliary circuit is **not earthed**
- **Earth fault**
- Display is illuminated red

SAK-Series combination foot TS 35 + TS 32

SAK-Series combination foot TS 35 + TS 32

Feed-through modular terminals

TS 35 + TS 32 / PA C.2

Stud terminals C.6

Fuse terminals

TS 35 + TS 32 / PA C.7

Earth conductor isolating terminals C.8

Feed-through modular terminals

TS 35 + TS 32 / PA

	SAK 2.5/EN	2.5 mm²	SAK 4/EN	4 mm²





In hazardous area applications, the installation instructions and the rated data specifications for accessories given in the technical appendix must be followed.

Width/Length/height with TS35x7.5	mm	6.1 x 44.5 x 42.5	6.5 x 42 x 47.5
max. current / max. cond. cross-section	A/mm²	**41 / 6**	**41 / 6**
Max. clamping range	mm²	**0.13...6**	**0.13...6**

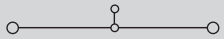

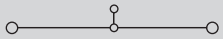

Technical data

Rated data		IEC 60947-7-1 Ex e II II 2 G D				IEC 60947-7-1 Ex e II II 2 G D			
		IEC	UL	CSA	EN 60079-7	IEC	UL	CSA	EN 60079-7
Rated voltage	V	800	600	600	550	800	600	600	690
Rated current	A	24	25	25	21	32	30	36	28
Rated cross-section	mm²	2.5	AWG 22...12	AWG 26...10	2.5	4	AWG 22...12	AWG 26...10	4
Rated impulse voltage / Pollution severity	kV/-	8 / 3				8 / 3			
Gauge to IEC 60947-1 / UL94 Flammability class		A3 / V2				A4 / V2			
Approvals		KEMA 97ATEX1798 U				KEMA 97ATEX1798 U			
Clamped conductors (H05V/H07V)		**Rated connection**				**Rated connection**			
solid / stranded	mm²	0.5...6 / 0.5...4				0.5...6 / 0.5...4			
flexible / Stranded wire with end ferrules	mm²	0.5...4 / 0.5...4				0.5...4 / 0.5...4			
Tightening torque range (clamping screw)		0.4...0.6 Nm (M 2.5)				0.5...1.0 Nm (M 3)			
Stripping length / Blade size	mm/-	10 / 0.6 x 3.5 mm				12 / 0.6 x 3.5 mm			
2 conductors with same cross-section (H05V/H07V)									
solid / stranded	mm²	...1.5				1.5...1.5			
flexible / Stranded wire with end ferrules	mm²					0.5...1.5			
Note		With twin ferrules ZH 0.5 to ZH 1.5, rated voltage is 690 V.				With twin ferrules ZH 0.5 to ZH 2.5, rated voltage is 690 V.			

Ordering data

Version		Type	Qty.	Order No.	Type	Qty.	Order No.
	beige	SAK 2.5/EN	100	**0218660000**	SAK 4/EN	100	**0467460000**
	Blue	SAK 2.5/EN BL	100	**0218680000**	SAK 4/EN BL	100	**0467480000**
Note							

Accessories

Screwable cross-connection		Type	current	Qty.	Order No.	Type	current	Qty.	Order No.
	2-pole	Q 2 SAK2.5	41 A	50	**0337000000**	Q 2 SAK4	41 A	50	**0336700000**
	3-pole	Q 3 SAK2.5	41 A	50	**0337100000**	Q 3 SAK4	41 A	50	**0336800000**
	4-pole	Q 4 SAK2.5	41 A	50	**0337200000**	Q 4 SAK4	41 A	50	**0336900000**
	10-pole	Q 10 SAK2.5	41 A	20	**0368700000**	Q 10 SAK4	41 A	20	**0368800000**
	Connecting sleeve								
	Mounting screw								
	Lock washer								
Switchable link									
	Switchable link					VL 2 SAK4	32 A	50	**0197000000**
	Connecting sleeve					VH 19/5/3.5 SAK4-16		50	**0285100000**
	Mounting screw					BFSC M3X25		100	**0292500000**
Testing / Checking			**Width**				**Width**		
	Test plug	PS 2.3 RT	5.4 mm	20	**0180400000**	PS 2.3 RT	5.4 mm	20	**0180400000**
	Socket	STB 8.5/5/2.3/M3 SAK2.5		50	**0280600000**	STB 14/D5/2.3/M3 SAK2.5		50	**0168600000**
End plate / Partition plate									
	beige	AP SAK2.5/35 + AST3+4	1.5 mm	20	**0460560000**	AP SAK4-10	1.5 mm	20	**0117960000**
	Blue					AP SAK4-10 BL	1.5 mm	20	**0117980000**
	beige	TW SAK2.5	2.5 mm	20	**0302860000**	TW 4 SAK4-10	1.5 mm	20	**0130160000**
	Blue	TW SAK2.5 BL	1.5 mm	20	**0302880000**	TW 4 SAK4-10 BL	1.5 mm	20	**0130180000**
Small partition									
	Small partition	TSCH 1	2 mm	100	**0319160000**	TSCH 1	2 mm	100	**0319160000**
Cover / warning label									
	Cover / warning label	AD 3 SAK2.5		50	**0297900000**	AD 4 SAK4		50	**0285300000**
	Mounting screw (plastic)	BFSC M3X22 PA/RT		100	**0128900000**	BFSC M3X22 PA/RT		100	**0128900000**
Marking systems	(see assortment in catalogue 7)								
	Marking tags	DEK 5/6				DEK 5/6			
For detailed information on other accessories and applications, refer to the „Accessories“ section									

SAK 6/EN — 6 mm²



8 x 40 x 47.5
57 / 10
0.33...10

IEC 60947-7-1 — Ex e II — II 2 G D

IEC	UL	CSA	EN 60079-7
800	600	600	690
41	40	47	36
6	AWG 22...8	AWG 26...6	6
	8 / 3		
	A5 / V2		

KEMA 97ATEX1798 U

Rated connection
0.5...10 / 0.5...6
0.5...10 / 0.5...6
0.8...1.6 Nm (M 3.5)
12 / 4.0 x 0.8 mm

For AWG 8-7 and AWG 8-19, tightening torque is 1.21.4 Nm

Type	Qty.	Order No.
SAK 6/EN	100	**0212860000**
SAK 6/EN BL	100	**0212880000**

With AWG 6 and H07V-R10 conductors, an increased MD torque of 1.4 to1.6 Nm should be used.

Type	current	Qty.	Order No.
Q 2 SAK6N	32 A	50	**0456700000**
Q 3 SAK6N	57 A	50	**0456800000**
Q 4 SAK6N	57 A	50	**0456900000**
Q 10 SAK6N	32 A	20	**0457000000**
VL 2 SAK6N/SAKT	32 A	50	**0194700000**
VH 19/5/3.5 SAK4-16		50	**0285100000**
BFSC M3X25		100	**0292500000**
	Width		
PS 4 F.STB 4	7.6 mm	20	**0299600000**
STB 14/D6/4/M3 SAK10		50	**0169900000**
AP SAK4-10	1.5 mm	20	**0117960000**
AP SAK4-10 BL	1.5 mm	20	**0117980000**
TW 4 SAK4-10	1.5 mm	20	**0130160000**
TW 4 SAK4-10 BL	1.5 mm	20	**0130180000**
TSCH 1	2 mm	100	**0319160000**
AD 4 SAK6N		50	**0196600000**
BFSC M3X22 PA/RT		100	**0128900000**

DEK 5/8

When used with twin ferrules ZH 0.5 - ZH 4, the rated voltage is 690 V.

SAK 10/EN — 10 mm²



10 x 41.5 x 47.5
76 / 16
1.5...16

IEC 60947-7-1 — Ex e II — II 2 G D

IEC	UL	CSA	EN 60079-7
800	600	600	550
57	60	65	50
10	AWG 14...6	AWG 16...6	10
	8 / 3		
	B6 / V2		

KEMA 97ATEX1798 U

Rated connection
1.5...10 / 1.5...16
1.5...16 / 1.5...10
2.0...4.0 Nm (M 4)
12 / 1.0 x 5.5 mm

When used with twin ferrules ZH 0.5 - ZH 4, the rated voltage is 690 V.

Type	Qty.	Order No.
SAK 10/EN	100	**0337660000**
SAK 10/EN BL	100	**1784410000**

A higher torque of 2 to 2.4 Nm is necessary when using H07V-R16 and AWG 6 conductors.

Type	current	Qty.	Order No.
Q 2 SAK10	57 A	50	**0457100000**
Q 3 SAK10	57 A	50	**0457200000**
Q 4 SAK10	57 A	50	**0457300000**
Q 10 SAK10	57 A	20	**0457400000**
VL 2 SAK6N/SAKT	32 A	50	**0194700000**
VH 19/5/3.5 SAK4-16		50	**0285100000**
BFSC M3X25		100	**0292500000**
	Width		
PS 4 F.STB 4	7.6 mm	20	**0299600000**
STB 14/D6/4/M3 SAK10		50	**0169900000**
AP SAK4-10	1.5 mm	20	**0117960000**
AP SAK4-10 BL	1.5 mm	20	**0117980000**
TW 4 SAK4-10	1.5 mm	20	**0130160000**
TW 4 SAK4-10 BL	1.5 mm	20	**0130180000**
TSCH 1	2 mm	100	**0319160000**
AD 4 SAK10		50	**0178600000**
BFSC M3X22 PA/RT		100	**0128900000**

DEK 5/5

SAK 16/EN — 16 mm²



12 x 50 x 53.5
76 / 16
2.5...16

IEC 60947-7-1 — Ex e II — II 2 G D

IEC	UL	CSA	EN 60079-7
1000	600	600	690
76	80	87	66
16	AWG 12...4	AWG 14...6	16
	8 / 3		
	B6 / V2		

KEMA 97ATEX1798 U

Rated connection
2.5...16 / 4...16
4...16 / 4...16
2.0...4.0 Nm (M 4)
15 / 1.0 x 5.5 mm

Twin wire end ferrules ZH 2.5 - ZH 16 can be used.

Type	Qty.	Order No.
SAK 16/EN	50	**0339760000**
SAK 16/EN BL	50	**1784390000**

If QIs are aligned side by side, then a TW/AP must be used.

Type	current	Qty.	Order No.
Q 2 SAK16	76 A	50	**0457500000**
Q 3 SAK16	76 A	50	**0457600000**
Q 4 SAK16	76 A	50	**0457700000**
Q 10 SAK16	76 A	20	**0457800000**
VL 2 SAK16/SAKA	57 A	50	**0135800000**
VH 19/5/3.5 SAK4-16		50	**0285100000**
BFSC M3X25		100	**0292500000**
	Width		
PS 4 F.STB 4	7.6 mm	20	**0299600000**
STB 14/D6/4/M3 SAK10		50	**0169900000**
AP SAK16	1.5 mm	20	**0271160000**
AP SAK16 BL	1.5 mm	20	**0271180000**
TSCH 1	2 mm	100	**0319160000**
AD 4 SAK16		50	**0518200000**
BFSC M3X22 PA/RT		100	**0128900000**

DEK 5/5

Feed-through modular terminals

TS 35 + TS 32 / PA

		SAK 35/EN	35 mm²	DK 4 Q/EN	4 mm²
					
In hazardous area applications, the installation instructions and the rated data specifications for accessories given in the technical appendix must be followed.					
Width/Length/height with TS35x7.5	mm	18 x 58 x 63.5		6.5 x 54 x 47.5	
max. current / max. cond. cross-section	A/mm²	**150 / 50**		**41 / 6**	
Max. clamping range	mm²	**2.5...50**		**0.13...6**	

Technical data

		IEC 60947-7-1		Ex e II II 2 G D	
Rated data		**IEC**	**UL**	**CSA**	**EN 60079-7**
Rated voltage	V	1000	600	600	690
Rated current	A	125	115	145	109
Rated cross-section	mm²	35	AWG 12...2	AWG 12...2	35
Rated impulse voltage / Pollution severity	kV/-		8 / 3		
Gauge to IEC 60947-1 / UL94 Flammability class			B8 / V2		
Approvals					KEMA 97ATEX1798 U
Clamped conductors (H05V/H07V)		**Rated connection**			
solid / stranded	mm²	2.5...16 / 4...50			
flexible / Stranded wire with end ferrules	mm²	2.5...35 / 2.5...35			
Tightening torque range (clamping screw)		4.0...5.0 Nm (M 6)			
Stripping length / Blade size	mm/-	18 / 6.5 x 1.2 mm			
2 conductors with same cross-section (H05V/H07V)					
solid / stranded	mm²	2.5...16 16			
flexible / Stranded wire with end ferrules	mm²	2.5...16 / 2.5...16			
Note		The tightening torque is 4.5 Nm for 16 - 50 mm² and AWG 6 - 2/7 stranded conductors. Twin wire end ferrules ZH 2.5 - ZH 16 can be used.			

		IEC 60947-7-1		Ex e II II 2 G D	
Rated data		**IEC**	**UL**	**CSA**	**EN 60079-7**
Rated voltage	V	500	600	600	690
Rated current	A	32	30	36	28
Rated cross-section	mm²	4	AWG 22...12	AWG 26...10	4
Rated impulse voltage / Pollution severity	kV/-		8 / 3		
Gauge to IEC 60947-1 / UL94 Flammability class			A4 / V2		
Approvals					KEMA 97ATEX1798 U
Rated connection					
0.5...6 / 0.5...4					
0.5...4 / 0.5...2.5					
0.5...1.0 Nm (M 3)					
12 / 0.6 x 3.5 mm					
1.5...1.5					
0.5...1.5					
Note		With twin ferrules ZH 0.5 to ZH 2.5, rated voltage is 690 V.			

Ordering data

Version	**Type**	**Qty.**	**Order No.**
beige	SAK 35/EN	20	**0339860000**
Blue	SAK 35/EN BL	20	**1784400000**
Note	It is possible to use twin ferrules with identical rated voltages (LAB 13090).		

Version	**Type**	**Qty.**	**Order No.**
beige	DK 4 Q/EN	100	**1907040000**
Blue	DK 4 Q/EN BL	100	**1907030000**

Accessories

		Type	**current**	**Qty.**	**Order No.**
Screwable cross-connection					
2-pole		QL 2 SAK35	99 A	20	**0123600000**
3-pole		QL 3 SAK35	99 A	20	**0123700000**
4-pole		QL 4 SAK35	99 A	20	**0123800000**
10-pole		QL 10 SAK35	99 A	20	**0338600000**
Connecting sleeve		VH 17/8/5 SAK35		50	**0267000000**
Mounting screw		BFSC M4X30		50	**0267100000**
Lock washer		SS M4 D 128-A 4		100	**0136400000**
Switchable link					
Switchable link					
Connecting sleeve					
Mounting screw					
Testing / Checking		**Width**			
Test plug		PS 4 F.STB 4	7.6 mm	20	**0299600000**
Socket		STB 16/D7/4/M4 SAK35		50	**0140200000**
End plate / Partition plate					
beige		AP SAK35/TW SAK16	1.5 mm	10	**0303660000**
Blue		AP SAK35/TW SAK16 BL	1.5 mm	10	**0303680000**
beige		TW SAK35	1.5 mm	20	**0304360000**
Blue					
Small partition					
Small partition					
Cover / warning label					
Cover / warning label		AD 4 SAK35		50	**0178700000**
Mounting screw (plastic)		BFSC M4X32 PA/RT		100	**0129100000**
Marking systems (see assortment in catalogue 7)					
Marking tags		DEK 5/5 / SCHT 7			
For detailed information on other accessories and applications, refer to the „Accessories“ section		If QIs are aligned side by side, then a TW/AP must be used.			

	Type	**current**	**Qty.**	**Order No.**
	Q 2 SAK4	41 A	50	**0336700000**
	Q 3 SAK4	41 A	50	**0336800000**
	Q 4 SAK4	41 A	50	**0336900000**
	Q 10 SAK4	41 A	20	**0368800000**
	VL 2 SAK4	32 A	50	**0197000000**
	VH 19/5/3.5 SAK4-16		50	**0285100000**
	BFSC M3X25		100	**0292500000**
	Width			
	PS 2.3 RT	5.4 mm	20	**0180400000**
	STB 14/D5/2.3/M3 SAK2.5		50	**0168600000**
	AP SAK4-10	1.5 mm	20	**0117960000**
	AP SAK4-10 BL	1.5 mm	20	**0117980000**
	TW 4 SAK4-10	1.5 mm	20	**0130160000**
	TW 4 SAK4-10 BL	1.5 mm	20	**0130180000**
	TSCH 1	2 mm	100	**0319160000**
	AD 4 SAK4		50	**0285300000**
	BFSC M3X22 PA/RT		100	**0128900000**
	DEK 5/6			

DK 4 QV/EN

4 mm²



6.5 x 54 x 47.5
41 / 6
0.13...6

IEC 60947-7-1 — Ex e II — II 2 G D

IEC	UL	CSA	EN 60079-7
500	600	600	690
32	30	36	28
4	AWG 22...12	AWG 26...10	4
	8 / 3		
	A4 / V2		
			KEMA 97ATEX1798 U

Rated connection
0.5...6 / 0.5...4
0.5...4 / 0.5...2.5
0.5...1.0 Nm (M 3)
12 / 0.6 x 3.5 mm
1.5...1.5
0.5...1.5

With twin ferrules ZH 0.5 to ZH 2.5, rated voltage is 690 V.

Type	Qty.	Order No.
DK 4 QV/EN	100	**1907020000**

Type	current	Qty.	Order No.
Q 2 SAK4	41 A	50	**0336700000**
Q 3 SAK4	41 A	50	**0336800000**
Q 4 SAK4	41 A	50	**0336900000**
Q 10 SAK4	41 A	20	**0368800000**
VL 2 SAK4		50	**0197000000**
VH 19/5/3.5 SAK4-16		50	**0285100000**
BFSC M3X25		100	**0292500000**
	Width		
PS 2.3 RT	5.4 mm	20	**0180400000**
STB 14/D5/2.3/M3 SAK2.5		50	**0168600000**
AP SAK4-10	1.5 mm	20	**0117960000**
AP SAK4-10 BL	1.5 mm	20	**0117980000**
TW 4 SAK4-10	1.5 mm	20	**0130160000**
TW 4 SAK4-10 BL	1.5 mm	20	**0130180000**
TSCH 1	2 mm	100	**0319160000**
AD 4 SAK4		50	**0285300000**
BFSC M3X22 PA/RT		100	**0128900000**

DEK 5/6

Stud terminals

	ST 5	STL 5
	16 mm²	**16 mm²**
	Screw thread M5	**Screw thread M5**
		
In hazardous area applications, the installation instructions and the rated data specifications for accessories given in the technical appendix must be followed.		
Width/Length/height with TS35x7.5 mm	16.4 x 54.22 x 47.1	16.4 x 54.22 x 47.1
max. current / max. cond. cross-section A/mm²		
Max. clamping range mm²		

Technical data

	ST 5			STL 5		
Rated data	**IEC**	**UL**	**CSA**	**IEC**	**UL**	**CSA**
Rated voltage V	800	600		800	600	
Rated current A	76	65		76	65	
Rated cross-section mm²	16	AWG 12...10		16	AWG 12...10	
Rated impulse voltage / Pollution severity kV/-		8 / 3			8 / 3	
Gauge to IEC 60947-1 / UL94 Flammability class		/ V-0			/ V-0	
Approvals						
Clamped conductors (H05V/H07V)	**Rated connection**			**Rated connection**		
solid / stranded mm²						
flexible / Stranded wire with end ferrules mm²						
Tightening torque range (clamping screw)						
Stripping length / Blade size mm/-						
2 conductors with same cross-section (H05V/H07V)						
solid / stranded -						
flexible / Stranded wire with end ferrules -						
Note						

Ordering data

Version	**Type**	**Qty.**	**Order No.**	**Type**	**Qty.**	**Order No.**
	ST 5 PA/BE	20	**0448360000**	STL 5	20	**0448460000**
Note						

Accessories

End plate / Partition plate	**Type**	**Width**	**Qty.**	**Order No.**	**Type**	**Width**	**Qty.**	**Order No.**
beige	AP ST5 PPO/SW		10	**0447240000**	AP ST5 PPO/SW		10	**0447240000**
beige	TW ST5 PA/BE		10	**0477660000**	TW ST5 PA/BE		10	**0477660000**

(see assortment in catalogue 7)

For detailed information on other accessories and applications, refer to the „Accessories“ section

TS 35 + TS 32 / PA

ASK 1 — 4 mm²

With or without LED



KDKS 1 m. LED — 4 mm²

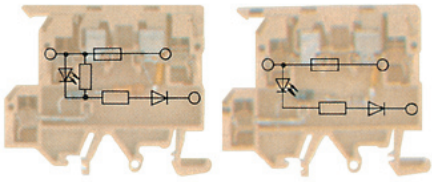

In hazardous area applications, the installation instructions and the rated data specifications for accessories given in the technical appendix must be followed.

Width/Length/height with TS35x7.5	mm	8.1 x 58 x 43	8 x 62.75 x 55.5
max. current / max. cond. cross-section	A/mm²	**6.3 / 4**	**6.3 / 4**
Max. clamping range	mm²	**0.13...4**	**0.5...4**

Technical data

Rated data		IEC	UL	CSA	IEC	UL	CSA
Rated voltage	V	500			500		
Rated current	A	6.3			6.3		
Rated cross-section	mm²	4	AWG 22...12	AWG 26...12	4		
Rated impulse voltage / Pollution severity	kV/-		6 / 3			/ 3	
Gauge to IEC 60947-1 / UL94 Flammability class			A3 / V2			A3 / V2	
Approvals							
Clamped conductors (H05V/H07V)		**Rated connection**			**Rated connection**		
solid / stranded	mm²	0.5...4			0.5...4		
flexible / Stranded wire with end ferrules	mm²	0.5...4 / 0.5...4			0.5...4 / 0.5...4		
Tightening torque range (clamping screw)		0.6...0.8 Nm (M 3)			0.5...0.8 Nm (M 3)		
Stripping length / Blade size	mm/-	9 / 0.6 x 3.5 mm			9 / 0.6 x 3.5 mm		
Note		Note: max. conductor size = 2.5 mm² when using the cross-connection. Twin wire-end ferrules ZH 0.5 - ZH 2.5 can be used.			Note: max. conductor size = 2.5 mm² when using the cross-connection.		

Ordering data

Version	Type	Qty.	Order No.	Type	Qty.	Order No.
500 V AC/DC	ASK 1/EN	100	**0474560000**			
With LED 230 V AC	ASK 1/EN LD 1D 230VAC	25	**0225760000**	KDKS1/EN LD 230VAC	25	**8148910000**
With LED 230 V DC	ASK 1/EN LD 120K 230VDC	25	**0225660000**			
With LED 115 V AC	ASK 1/EN LD 1D 115VAC	25	**0225560000**	KDKS1/EN LD 115VAC	25	**8142840000**
With LED 115 V DC	ASK 1/EN LD 56K 115VDC	25	**0225460000**			
With LED 60 V DC	ASK 1/EN LD 33K 60VDC	25	**0226460000**			
With LED 48 V AC	ASK 1/EN LD 1D 48VAC	25	**0225360000**	KDKS1/EN LD 48 VAC	25	**8148920000**
With LED 48 V DC	ASK 1/EN LD 27K 48VDC	25	**0225260000**			
With LED 24 V AC	ASK 1/EN LD 1D 24VAC	25	**0222860000**	KDKS1/EN LD 24 VAC	25	**8148930000**
With LED +- 24 V DC	ASK 1/EN LD 15K 24VDC	25	**0222760000**	KDKS1/EN LD 24VDC	25	**8146450000**
Note						

Accessories

Screwable cross-connection	Type	current	Qty.	Order No.	Type	current	Qty.	Order No.
2-pole	QB 2 WI RA8 IS	27 A	50	**0461100000**	QB 2 WI RA8 IS	27 A	50	**0461100000**
3-pole	QB 3 WI RA8 IS	27 A	50	**0461200000**	QB 3 WI RA8 IS	27 A	50	**0461200000**
4-pole	QB 4 WI RA8 IS	27 A	50	**0461300000**	QB 4 WI RA8 IS	27 A	50	**0461300000**
End plate / Partition plate		**Width**				**Width**		
	AP ASK1	1.5 mm	20	**0380360000**	AP KDKS1 EN		20	**9503340000**

Marking systems	(see assortment in catalogue 7)		
Marking tags		DEK 5/8 / SCHT 7	DEK 5/8
For detailed information on other accessories and applications, refer to the „Accessories“ section			

Earth conductor isolating terminals

SAKA 10/EN — 10 mm²

Neon lamp

In hazardous area applications, the installation instructions and the rated data specifications for accessories given in the technical appendix must be followed.

Width/Length/height with TS35x7.5	mm	24 x 82 x 61.5
max. current / max. cond. cross-section	A/mm²	**47 / 10**
Max. clamping range	mm²	**0.5...10**

Technical data

Rated data		IEC	UL	CSA
Rated voltage	V	24		
Rated current	A	47		
Rated cross-section	mm²	10		
Rated impulse voltage / Pollution severity	kV/-			
Gauge to IEC 60947-1 / UL94 Flammability class				
Approvals			/ 5VA	
Clamped conductors (H05V/H07V)				
solid / stranded	mm²	**Rated connection**		
flexible / Stranded wire with end ferrules	mm²	0.5...10		
Tightening torque range (clamping screw)		0.5...10 / 0.5...10		
Stripping length / Blade size	mm/-	1.2...2.2 Nm		
		12 /		

Note

Tightening torque 1.6 Nm for 10 mm² stranded wire.

Ordering data

Version	
	24 V~
	230 V~

Type	Qty.	Order No.
SAKA 10/EN 2GL 24VUC	5	**8150150000**
SAKA 10/EN 2GL 230VAC	5	**8109130000**

Note

Accessories

End bracket		Type	Width	Qty.	Order No.
	Dark beige Wemid	EWK 1	9 mm	50	**0206160000**
	Dark beige Wemid	EW 35	8.5 mm	50	**0383560000**

(see assortment in catalogue 7)

For detailed information on other accessories and applications, refer to the „Accessories“ section

Width with AP = 27 mm

Operating mode

SAKA 10

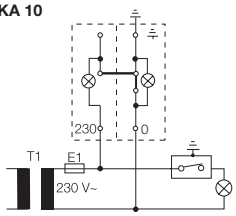

- Slide link is closed
- Auxiliary circuit is **earthed**
- Display is illuminated green

Test position

When measuring insulation resistance with voltages greater than UNom, the earth connection must first be disconnected.

SAKA 10

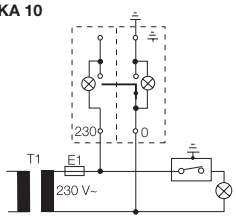

- Slide link is opened
- Auxiliary circuit is **not earthed**
- **No** earth fault
- Display illuminated green and red with reduced intensity
- Disconnected earth connection -> When measuring insulation resistance with voltages greater than UNom, the earth connection must be disconnected.

Operational malfunction

SAKA 10

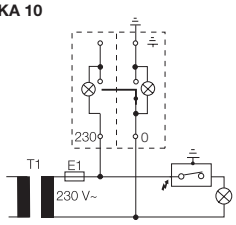

- Slide link is opened
- Auxiliary circuit is **not earthed**
- **Earth fault**
- Display is illuminated red

SAK-Series for special applications

SAK-Series for special applications

Modular terminals for high-temperature applications

TS 32 / Ceramic D.2

Modular terminals for nuclear power stations

Overview D.4

TS 32 / EP D.6

Modular terminals for high-temperature applications

TS 32 / Ceramic

In hazardous area applications, the installation instructions and the rated data specifications for accessories given in the technical appendix must be followed.

Width/Length/height with TS35x7.5	mm
max. current / max. cond. cross-section	A/mm²
Max. clamping range	mm²

SAKK 4 Sn — 4 mm²

Tin Plated for high continuous temperatures - max. 250 °C



8 x 40 x 53
41 / 6
0.33...6

SAKK 4 Ni — 4 mm²

Nickel coating for high-temperature applications - max. 750°C for 3 hours



8 x 40 x 53
41 / 6
0.33...6

Technical data

		SAKK 4 Sn				SAKK 4 Ni			
		IEC 60947-7-1		Ex e II	II 2 G D	IEC 60947-7-1		Ex e II	II 2 G D
Rated data		**IEC**	**UL**	**CSA**	**EN 60079-7**	**IEC**	**UL**	**CSA**	**EN 60079-7**
Rated voltage	V	800	600		275	800	600		275
Rated current	A	32	30		28	32	30		28
Rated cross-section	mm²	4			4	4			4
Rated impulse voltage / Pollution severity	kV/-	8 / 3				8 / 3			
Gauge to IEC 60947-1 / UL94 Flammability class		A4 / 5VB				A4 / 5VB			
Approvals		SIRA 03ATEX3425 U				SIRA 03ATEX3425 U			
Clamped conductors (H05V/H07V)		**Rated connection**				**Rated connection**			
solid / stranded	mm²	0.5...6				0.5...6			
flexible / Stranded wire with end ferrules	mm²	0.5...4 / 0.5...4				0.5...4 / 0.5...4			
Tightening torque range (clamping screw)		0.5...1.0 Nm (M 3)				0.5...1.0 Nm (M 3)			
Stripping length / Blade size	mm/-	10 / 0.6 x 3.5 mm				10 / 0.6 x 3.5 mm			
2 conductors with same cross-section (H05V/H07V)									
solid / stranded	mm²	0.5...1.5							
flexible / Stranded wire with end ferrules	mm²	0.5...1.5 / 0.5...1.5							
Note		Do not use mechanical or electrical torque screwdrivers for fastening the conductor.				Do not use mechanical or electrical torque screwdrivers for fastening the conductor.			

Ordering data

Version		**Type**	**Qty.**	**Order No.**	**Type**	**Qty.**	**Order No.**
	white	SAKK 4 KER/WS	25	**1598080000**	SAKK 4	25	**9502600000**
Note							

Accessories

Screwable cross-connection		**Type**	**current**	**Qty.**	**Order No.**	**Type**	**current**	**Qty.**	**Order No.**
	2-pole	QL 2 SAKK 4 TIN	32 A	100	**9509420000**	QL 2 SAKK 4	32 A	100	**9502540000**
	3-pole	QL 3 SAKK 4 TIN	32 A	100	**9509430000**	QL 3 SAKK 4	32 A	100	**9502550000**
	4-pole	QL 4 SAKK 4 TIN	57 A	50	**9509440000**	QL 4 SAKK 4	32 A	50	**9502560000**
	10-pole	QL 10 SAKK 4 TIN	41 A	20	**9509450000**	QL 10 SAKK 4	41 A	20	**9502570000**
	Connecting sleeve	VH 13.5 SAKK4		100	**9509460000**	VH 13.5 SAKK 4		100	**9502580000**
	Mounting screw	KISC M3X20.5/10 EK4		100	**0303000000**	KISC M3X20.5/10 EK4		100	**0303000000**
End plate / Partition plate			**Width**				**Width**		
	white	AP SAKK4/10 KER/WS	3 mm	10	**9502630000**	AP SAKK4/10 KER/WS	3 mm	10	**9502630000**

(see assortment in catalogue 7)

For detailed information on other accessories and applications, refer to the „Accessories“ section

Twin wire-end ferrules ZH 0.5 - ZH 2.5 can be used. End bracket MEW 1/32 order no. 0445600000; locking pin SST3 order no. 0152700000

End Barrier MEW 1/32 order no. 0445600000; Locking pin SST3 order no. 0152700000

SAKK 10 Sn — 10 mm²

Tin Plated for high continuous temperatures - max. 250 °C



11.5 x 40 x 53
76 / 16
1.5...16

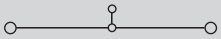

IEC 60947-7-1 — Ex e II — II 2 G D

IEC	UL	CSA	EN 60079-7
800	600		275
57	55		50
10			10
	8 / 3		
	B6 / 5VB		
			SIRA 03ATEX3425 U

Rated connection
1.5...16 / 1.5...16
1.5...16 / 1.5...10
2.0...4.0 Nm (M 4)
12 / 1.0 x 5.5 mm

Do not use mechanical or electrical torque screwdrivers for fastening the conductor.

Type	Qty.	Order No.
SAKK 10 KER/WS	25	**1598090000**

Type	current	Qty.	Order No.
QL 2 SAKK 10 TIN		100	**9509470000**
QL 3 SAKK 10 TIN		50	**9509480000**
QL 4 SAKK 10 TIN		50	**9509490000**
QL 10 SAKK 10 TIN		20	**9509500000**
VH 12.5 SAKK10		50	**9509510000**
KISC M3X20.5/10 EK4		100	**0303000000**
	Width		
AP SAKK4/10 KER/WS	3 mm	10	**9502630000**

End barrier MEW 1/32 order no. 0445600000;
Locking pin SST3 order no. 0152700000

SAKK 10 Ni — 10 mm²

Nickel coating for high-temperature applications - max. 750°C for 3 hours



11.5 x 40 x 53
76 / 16
1.5...16

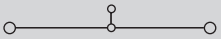

IEC 60947-7-1 — Ex e II — II 2 G D

IEC	UL	CSA	EN 60079-7
800	600		275
57	55		50
10			10
	8 / 3		
	B6 / 5VB		
			SIRA 03ATEX3425 U

Rated connection
1.5...16 / 1.5...16
1.5...16 / 1.5...10
2.0...4.0 Nm (M 4)
12 / 1.0 x 5.5 mm

Do not use mechanical or electrical torque screwdrivers for fastening the conductor.

Type	Qty.	Order No.
SAKK 10	25	**9502610000**

Type	current	Qty.	Order No.
QL 2 SAKK 10	57 A	100	**9502650000**
QL 3 SAKK 10	57 A	50	**9502660000**
QL 4 SAKK 10	57 A	50	**9502670000**
QL 10 SAKK 10	57 A	20	**9502680000**
VH 12.5 SAKK10		50	**9502690000**
KISC M3X20.5/10 EK4		100	**0303000000**
	Width		
AP SAKK4/10 KER/WS	3 mm	10	**9502630000**

End barrier MEW 1/32 order no. 0445600000;
Locking pin SST3 order no. 0152700000

Terminal Blocks for the Containment Areas of Nuclear Power Generating Stations

NEQ
Nuclear Environmental Qualification

Test Report

REPORT NO. 42542-1 REVISION B
WYLE JOB NO. 42542
CUSTOMER P. O. NO. 92.8048/999/QW
PAGE 1 OF 1317 PAGE REPORT A
DATE August 26, 1993
SPECIFICATION (S) See references in Paragraph 5.0

1.0 CUSTOMER Weidmüller
ADDRESS Klingenbergstraße 16, Postfach 3030, 5940 Detmold, Germany
2.0 TEST SPECIMEN Terminal Blocks
3.0 MANUFACTURER Weidmüller
4.0 SUMMARY

A Nuclear Environmental Qualification Test Program was performed on 67 test groups of various Weidmüller terminal blocks in accordance with Wyle Laboratories Nuclear Environmental Qualification Plan, 42541-00, Revision A. The test program was performed October 2, 1992 through June 25, 1993.

(1ka)

STATE OF ALABAMA } ss.
COUNTY OF MADISON }
Alabama Professional Engineer Reg. No. 16011
Joseph T. Hazeltine, P.E., being duly sworn, deposes and says: The information contained in this report is the result of complete and carefully conducted tests and is to the best of his knowledge true and correct in all respects.
SUBSCRIBED and sworn to before me this 27th day of May, 19 93
Notary Public in and for the State of Alabama at large.
My Commission expires September 7, 19 93

Wyle shall have no liability for damages of any kind to person or property, including special or consequential damages, resulting from Wyle's providing the services covered by this report.
PREPARED BY P. McNaught, Project Engineer 8/25/93
APPROVED BY D. E. Smith, Dept. Manager 8/25/93
WYLE Q. A. R. G. Thomas, Q. A. Mgr. 8-27-93

WYLE
LABORATORIES SCIENTIFIC SERVICES & SYSTEMS GROUP
HUNTSVILLE, ALABAMA





High standards are set for products used in containment areas of nuclear power generating stations. Years of radioactive radiation must not lead to failure. Signals must be transmitted faultlessly in the case of accidents, for example, steam escaping after a coolant pipe burst.

In particular, steam enveloping the terminal blocks could lead to problems. Unsuitable terminal blocks cause leakage currents, which lead to signal distortions. That is why only products which have been approved in accordance with IEEE Class 1 E are allowed to be installed in containment areas.

The special feature of the tests carried out using Weidmüller's terminal blocks is that not only was the insulation resistance measured following an accident simulation, but that the leakage current was recorded during the LOCA test (Loss of Coolant Accident).

Weidmüller also offers for these applications a choice of products made from the special epoxy resin material EP with inorganic filler, which meets the demands for high standards.

The comprehensive test results produced by the Wyle Laboratories enable the regulatory body to judge Weidmüller's products for containment areas Class 1 E (accident simulation test profile 4) and for general use (accident simulation test profile 1) in nuclear generating stations.

Basis: **IEEE 323 – 1983**
"Qualifying class 1 E Equipment for Nuclear Power Generating Stations"
IEE 344 – 1987
"Recommended Practices for Seismic Qualification of Class 1 E Equipment for Nuclear Power Generating Stations"
Agency: Wyle Laboratories, Huntsville, Alabama, USA
Period: 1992 – 1993

The basis for the qualification statement are the standards laid down in the IEEE that comprise the following product cycles:

1. Functional Test/Initial Values
- Insulation resistance
- Volume resistances

2. Radioactive Aging
- Total dose: 220 Mrad
- Dose rate: 1 Mrad/h
- Volume resistance after contamination

3. Thermal aging equivelant to 40 years of operation at ambient temperature
- 32 °C = 90 °F outside of containment area
- 65 °C = 150 °F within the containment area
- Accelerated aging
- Insulation resistance after contamination

4. Earthquake Simulation
- 5 OBE, 1 SSE test in 3 axses
- Monitoring of the electrical functions

5. Accident Simulation
- Inside and outside of the containment area
- Monitoring of leakage currents for different applications during the accident simulation
- Insulation resistance after contamination

6. Functional Test/Final Values
- Volume resistance
- Optical inspection

As well as the special terminal blocks for the containment areas, which correspond to the standards according to Class 1 E, Weidmüller has subjected a range of standard terminal blocks to intensive tests in accordance with test profile 1. They all fully meet the demands set for terminal blocks for outside of restricted areas.

Accident Simulation Test Profile 1 Typical PWR Outside Containment Simulation
During the 4-hour test, saturated steam is fed to the temperature control. This simulation is carried out at atmospheric pressure.

Accident Simulation Test Profile 4 Typical PWR Inside Containment Simulation
During the 29-hour test, saturated steam is fed to the temperature control. In the period from the 3rd to 24th hour, the test circuit that is coated with a chemical spray is alternatively coated with a deminaralizing spray. This simulation is carried out at an increased pressure of a maximum of 4500 hPa (4.5 bar).

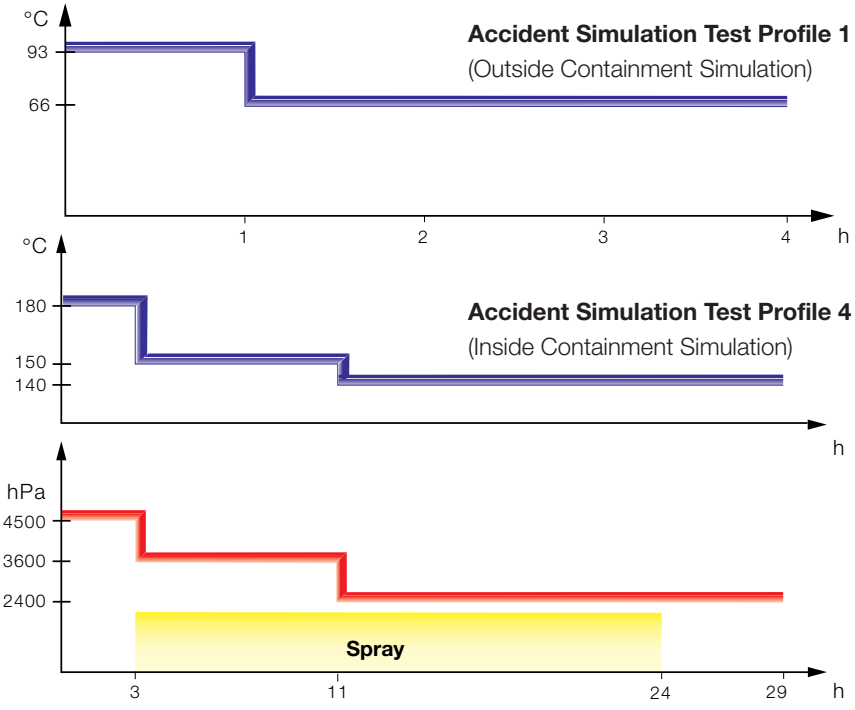

Accident Simulation Test Profile 1
(Outside Containment Simulation)

Accident Simulation Test Profile 4
(Inside Containment Simulation)

Modular terminals for nuclear power stations

TS 32 / EP

In hazardous area applications, the installation instructions and the rated data specifications for accessories given in the technical appendix must be followed.

Width/Length/height with TS35x7.5	mm
max. current / max. cond. cross-section	A/mm²
Max. clamping range	mm²

SAKH 4 — 4 mm²

6.5 x 40 x 51.5
41 / 6
0.13...6

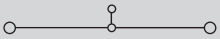

SAKH 6 — 10 mm²

14 x 57 x 76.5
76 / 16
0.5...16

Technical data

	SAKH 4	SAKH 6
Rated data		
Rated voltage V	IEC 60947-7-1	IEC 60947-7-1
Rated current A	800	1000
Rated cross-section mm²	32	57
Rated impulse voltage / Pollution severity kV/-	4	10
Gauge to IEC 60947-1 / UL94 Flammability class	8 / 3	8 / 3
Approvals	A4 / V-0	B6 / V-0
	Ex e II II 2 G D	
	KEMA 97ATEX1798 U	
Clamped conductors (H05V/H07V)		
solid / stranded mm²	0.5...6 / 0.5...4	0.5...16 / 10...16
flexible / Stranded wire with end ferrules mm²	0.5...4 / 0.5...4	0.5...10 / 0.5...10
Tightening torque range (clamping screw)	0.5...1.0 Nm (M 3)	1.2...2.4 Nm (M 4)
Stripping length / Blade size mm/-	12 / 0.6 x 3.5 mm	12 / 1.0 x 5.5 mm

	IEC	UL	CSA	EN 60079-7
SAKH 4	800	32	4	550 / 28 / 4
SAKH 6	1000	57	10	

	Rated connection
SAKH 4	0.5...6 / 0.5...4 · 0.5...4 / 0.5...4 · 0.5...1.0 Nm (M 3) · 12 / 0.6 x 3.5 mm
SAKH 6	0.5...16 / 10...16 · 0.5...10 / 0.5...10 · 1.2...2.4 Nm (M 4) · 12 / 1.0 x 5.5 mm

Note

- SAKH 4: When using the twin wire-end ferrules ZH 0.5 - ZH 2.5 without a partition wall, the rated voltage is 690 V.
- SAKH 6: Twin wire-end ferrules ZH 75 - ZH 6 can be used.

Ordering data

Version	Type	Qty.	Order No.
black	SAK 4 EP/SW	100	**0128300000**
Black	SAK 4 CUN/EP/SW	100	**0168800000**

Type	Qty.	Order No.
SAKH 6 EP/SW	50	**0126600000**

Note

Accessories

Screwable cross-connection

Type	current	Qty.	Order No.
2-pole Q 2 SAK4	41 A	50	**0336700000**
3-pole Q 3 SAK4	41 A	50	**0336800000**
4-pole Q 4 SAK4	41 A	50	**0336900000**
10-pole Q 10 SAK4	41 A	20	**0368800000**

Testing / Checking

Type	Width	Qty.	Order No.
Test plug PS 4 F.STB 4	7.6 mm	20	**0299600000**
Socket STB 14/D5/2.3/M3 SAK2.5		50	**0168600000**

End plate / Partition plate

Type	Width	Qty.	Order No.
black TW SAK4-10 EP/SW	2.5 mm	20	**0130100000**
AP SAKH6/10 EP/SW	4 mm	20	**0131700000**

Marking systems (see assortment in catalogue 7)

Marking tags	DEK 5/5
	End bracket from EP: 0693060000 EWK 1PPS/SW.

Marking tags	DEK 5/5
	End bracket from EP: 0693060000 EWK 1PPS/SW.

For detailed information on other accessories and applications, refer to the „Accessories“ section

SAKH 10 — 10 mm²

14 x 57 x 76.5
57 / 16
1.5...16

IEC 60947-7-1

IEC	UL	CSA
1000		
57		
10		
	8 / 3	
	B6 / V-0	

Rated connection
1.5...16 16
2.5...10 / 1...10
2.0...4.0 Nm (M 4)
12 / 1.0 x 5.5 mm

The tightening torque is 2 Nm when connecting AWG 6/7 conductors.

Type	Qty.	Order No.
SAKH 10 EP/SW	50	**0126700000**
SAKH 10 CUN/EP/SW	50	**1104700000**

Type	Qty.	Order No.

	Width		
AP SAKH6/10 EP/SW	4 mm	20	**0131700000**

DEK 5/5
End bracket from EP: 0693060000 EWK 1PPS/SW.

SAKH 35 — 35 mm²

18 x 125 x 90
150 / 50
4...50

IEC 60947-7-1

IEC	UL	CSA
1000		
125		
35		
	8 / 3	
	B8 / V-0	

Rated connection
4...16 / 16...50
4...35 / 4...35
4.0...5.0 Nm (M 6)
18 / 6.5 x 1.2 mm

The tightening torque is 4.5 Nm for 16 - 50 mm² and AWG 6 - 2/7 stranded conductors.

Type	Qty.	Order No.
SAKH 35 EP/SW	20	**1596240000**

Type	Qty.	Order No.

DEK 5/6,5
End bracket from EP: 0693060000 EWK 1PPS/SW.

Modular terminals for nuclear power stations

TS 32 / EP

KMVF LI 6.3 EP/SW	2.5 mm²

KMVF RE 6.3 EP/SW	2.5 mm²

In hazardous area applications, the installation instructions and the rated data specifications for accessories given in the technical appendix must be followed.

Width/Length/height with TS35x7.5	mm	6 x 70 x 54	6 x 70 x 54
max. current / max. cond. cross-section	A/mm²	**20 /**	**20 /**
Max. clamping range	mm²		**...**





Technical data

Rated data		IEC	UL	CSA	IEC	UL	CSA
Rated voltage	V	800			800		
Rated current	A	16			16		
Rated cross-section	mm²	2.5			2.5		
Rated impulse voltage / Pollution severity	kV/-		8 / 3			8 / 3	
Gauge to IEC 60947-1 / UL94 Flammability class			/ V-0			/ V-0	
Approvals							
Clamped conductors (H05V/H07V)		**Rated connection**			**Rated connection**		
solid / stranded	mm²	0.5...2.5			0.5...2.5		
flexible / Stranded wire with end ferrules	mm²	0.5...2.5 / 0.5...2.5			0.5...2.5 / 0.5...2.5		
Tightening torque range (clamping screw)							
Stripping length / Blade size	mm/-						
Note		250 V rated voltage for standard straight alignment and 800 V rated voltage for staggered alignment with alternating KMVF LI and KMVF RE.			250 V rated voltage for standard straight alignment and 800 V rated voltage for staggered alignment with alternating KMVF LI and KMVF RE.		

Ordering data

Version		Type	Qty.	Order No.	Type	Qty.	Order No.
	black	KMVF LI 6.3 EP/SW	50	**0249100000**	KMVF RE 6.3 EP/SW	50	**0249200000**
	Black						
Note							

Accessories

Screwable cross-connection		Type	Qty.	Order No.	Type	Qty.	Order No.
	2-pole						
	3-pole						
	4-pole						
	10-pole						
Testing / Checking							
	Test plug						
	Socket						
End plate / Partition plate							
	black						

Marking systems	(see assortment in catalogue 7)		
	Marking tags	DEK 5/5	DEK 5/5
For detailed information on other accessories and applications, refer to the „Accessories“ section			

KMVT LI 2.4 EP/SW — 0.5 mm²

6 x 70 x 62
/
...



IEC	UL	CSA
800		
12		
0.5		
	8 / 3	
	/ V-0	

Rated connection
0.5...2.5
0.5...2.5 / 0.5...2.5

250 V rated voltage for standard straight alignment and 800 V rated voltage for staggered alignment with alternating KMVT LI and KMVT RE.

Type	Qty.	Order No.
KMVT LI 2.4 EP/SW	50	**0249300000**

Type	Qty.	Order No.

DEK 5/5

KMVT RE 2.4 EP/SW — 0.5 mm²

6 x 70 x 62
/
...



IEC	UL	CSA
800		
12		
0.5		
	8 / 3	
	/ V-0	

Rated connection
0.5...2.5
0.5...2.5 / 0.5...2.5

250 V rated voltage for standard straight alignment and 800 V rated voltage for staggered alignment with alternating KMVT LI and KMVT RE.

Type	Qty.	Order No.
KMVT RE 2.4 EP/SW	50	**0249400000**

Type	Qty.	Order No.

DEK 5/5

PPT/35 — 6 mm²



15 x 138 x 77
30 / 10
0.5...10

IEC 60947-7-1

IEC	UL	CSA
1500		
30		
6		
	15 / 3	
	/ V-0	

Rated connection
0.5...10 / 0.5...10
1.5...6 / 1.5...4
12 /

Type	Qty.	Order No.
PPT/35	10	**3835020000**

Type	Qty.	Order No.

Type		Qty.	Order No.
	Width		
PS 4 F.STB 4	7.6 mm	20	**0299600000**
STB 17/D6/4/M4 SAKC10		50	**0147100000**
AP PPT/35	3 mm	10	**3835120000**

DEK 5/5

The isolating plug (3835360000) may only be pulled out with the removal tool (3835260000). Insulated mounting rail (0514300000).

AKZ-Series TS 15

AKZ-Series TS 15

Mini Modular Terminals

Feed-through terminal / Disconnect-test terminal TS 15 / PA	E.2
Modular PE terminals TS 15 / PA	E.4
Fuse terminals TS 15 / PA	E.6
With push-on connection TS 15 / PA	E.8
With solder connection TS 15 / PA	E.10
With solder connection TS 15 / KrG	E.12
With Termi-Point / Wire-Wrap connection TS 15 / PA	E.13

Feed-through terminal
Disconnect-test terminal
TS 15 / PA

In hazardous area applications, the installation instructions and the rated data specifications for accessories given in the technical appendix must be followed.

Width/Length/height with TS35x7.5	mm
max. current / max. cond. cross-section	A/mm²
Max. clamping range	mm²

AKZ 1.5 — 1.5 mm²

Feed-through terminal



5.1 x 24.8 x 25
24 / 2.5
0.21...2.5

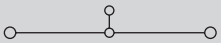

IEC 60947-7-1 — Ex e II — II 2 G D

IEC	UL	CSA	EN 60079-7
250	150	300	176
17.5	15	10	10
1.5	AWG 22...14	AWG 24...16	1.5
	4 / 3		
	A1 / V2		
			SIRA 02ATEX3001 U

Rated connection
0.5...2.5 / 1.5...1.5
0.5...1.5 / 0.5...1.5
0.4...0.6 Nm (M 2.5)
7 / 3.0 x 0.5 mm
0.5...1
0.5...1 / 0.5...0.75

AKZ 2.5 — 2.5 mm²

Feed-through terminal



5.1 x 25.5 x 26.5
32 / 4
0.13...4

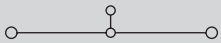

IEC 60947-7-1 — Ex e II — II 2 G D

IEC	UL	CSA	EN 60079-7
250	300	300	176
24	10	10	15
2.5	AWG 22...12	AWG 26...10	2.5
	4 / 3		
	A3 / V2		
			SIRA 02ATEX3001 U

Rated connection
0.5...4 / 1.5...2.5
0.5...2.5 / 0.5...2.5
0.4...0.6 Nm (M 2.5)
7 / 3.0 x 0.5 mm
0.5...1.5
0.5...1.5 / 0.5...1.5

Technical data

Rated data	
Rated voltage	V
Rated current	A
Rated cross-section	mm²
Rated impulse voltage / Pollution severity	kV/-
Gauge to IEC 60947-1 / UL94 Flammability class	
Approvals	
Clamped conductors (H05V/H07V)	
solid / stranded	mm²
flexible / Stranded wire with end ferrules	mm²
Tightening torque range (clamping screw)	
Stripping length / Blade size	mm/-
2 conductors with same cross-section (H05V/H07V)	
solid / stranded	mm²
flexible / Stranded wire with end ferrules	mm²
Note	

Ordering data

Version	Type	Qty.	Order No.
Dark beige Wemid (PA)			
Blue Wemid (PA)			
beige (PA)	AKZ 1.5	100	**0340460000**
Blue (PA)	AKZ 1.5 BL	100	**0340480000**
Note	AKZ 1.5 order Nos 0340460000 and 0340480000 made from PA with V2 flammability rating to UL 94		

Version	Type	Qty.	Order No.
Dark beige Wemid (PA)			
Blue Wemid (PA)			
beige (PA)	AKZ 2.5	100	**0697160000**
Blue (PA)	AKZ 2.5 BL	100	**0697180000**
Note	AKZ 2.5 order Nos 0697160000 and 0697180000 made from PA with V2 flammability rating to UL 94		

Accessories

Screwable cross-connection	Type	current	Qty.	Order No.
2-pole	Q 2 AKZ1.5	24 A	50	**0368200000**
3-pole	Q 3 AKZ1.5	24 A	50	**0368300000**
4-pole	Q 4 AKZ1.5	24 A	50	**0368400000**
10-pole	Q 10 AKZ1.5	24 A	20	**0368500000**
End plate / Partition plate		**Width**		
beige				
Dark beige Wemid	AP AKZ1.5	1.5 mm	50	**0340560000**
Blue Wemid	AP AKZ1.5 BL	1.5 mm	50	**0340580000**
Dark beige Wemid				
Blue Wemid				
Small partition				
Small partition				
End bracket				
Dark beige Wemid	EW 15	10 mm	50	**0382860000**
Testing / Checking				
Test plug	PS 2.3 RT	5.4 mm	20	**0180400000**
Socket	STB 8.5/D4/2.3/M2.5 AKZ		50	**0215700000**

Screwable cross-connection	Type	current	Qty.	Order No.
2-pole	Q 2 AKZ1.5	24 A	50	**0368200000**
3-pole	Q 3 AKZ1.5	24 A	50	**0368300000**
4-pole	Q 4 AKZ1.5	24 A	50	**0368400000**
10-pole	Q 10 AKZ1.5	24 A	20	**0368500000**
End plate / Partition plate		**Width**		
beige				
Dark beige Wemid	AP AKZ2.5	2.5 mm	50	**0697360000**
Blue Wemid	AP AKZ2.5 BL	2.5 mm	50	**0697380000**
Dark beige Wemid	TW AKZ2.5	0.5 mm	20	**0318560000**
Blue Wemid	TW AKZ2.5 BL	0.5 mm	20	**0318580000**
Small partition				
Small partition				
End bracket				
Dark beige Wemid	EW 15	10 mm	50	**0382860000**
Testing / Checking				
Test plug	PS 2.3 RT	5.4 mm	20	**0180400000**
Socket	STB 8.5/D4/2.3/M2.5 AKZ		50	**0215700000**

Marking systems (see assortment in catalogue 7)	
Marking tags	DEK 5/5
For detailed information on other accessories and applications, refer to the „Accessories“ section	

DEK 5/5

AKZ 4 — 4 mm²



6.1 x 27 x 30.5
41 / 6
0.13...6

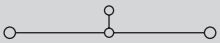

IEC 60947-7-1 — Ex e II — II 2 G D

IEC	UL	CSA	EN 60079-7
400	300	300	275
32	27	10	21
4	AWG 22...12	AWG 24...12	4
	6 / 3		
	A3 / V2		

SIRA 02ATEX3001 U

Rated connection
0.5...6 / 1.5...4
0.5...4 / 0.5...2.5
0.6...0.8 Nm (M 3)
8 / 0.6 x 3.5 mm
0.5...1.5
0.5...1.5 / 0.5...1.5

Type	Qty.	Order No.
AKZ 4	100	**0294360000**
AKZ 4 BL	100	**0294380000**

AKZ 4 order no. 0294360000 and 0294380000 made of PA with flammability class acc. to UL 94/V-2

Type	current	Qty.	Order No.
Q 2 AKZ4	32 A	50	**0336400000**
Q 3 AKZ4	32 A	50	**0336500000**
Q 4 AKZ4	32 A	50	**0336600000**
Q 10 AKZ4	32 A	20	**0368600000**
	Width		
AP AKZ4	1.5 mm	20	**0294460000**
AP AKZ4 BL	1.5 mm	20	**0294480000**
TW AKZ4	0.5 mm	50	**0348260000**
TW AKZ4 BL	0.5 mm	50	**0348280000**
TSCH 4 AKZ4	6 mm	100	**0363360000**
EW 15	10 mm	50	**0382860000**
PS 2.3 RT	5.4 mm	20	**0180400000**
STB 8.5/D4/2.3/M2.5 AKZ		50	**0215700000**

DEK 5/6

SAKR 15 — 4 mm²



6.5 x 42 x 31
/ 4
0.13...4

IEC 60947-7-1

IEC	UL	CSA
400	300	300
10	10	10
4	AWG 22...12	AWG 26...12
	6 / 3	
	A3 / V2	

Rated connection
0.5...4 / 1.5...4
0.5...4 / 0.5...2.5
0.5...1.0 Nm (M 3)
8 / 0.6 x 3.5 mm

Tightening torque via the sockets is 0.5 - 0.7 Nm.

Type	Qty.	Order No.
SAKR 15	100	**0412760000**
SAKR 15 2STB	100	**0412860000**

The ZH 0.5 - ZH 1.5 twin ferrules can be used.

Type		Qty.	Order No.
	Width		
AP SAKR BE	1.5 mm	20	**0211360000**
EW 15	10 mm	50	**0382860000**
PS 2.3 RT	5.4 mm	20	**0180400000**

DEK 5/6,5

QB 25 blank, refer to „Accessories" section. Note that max. conductor connection with QB = 2.5 mm².

Modular PE terminals TS 15 / PA

In hazardous area applications, the installation instructions and the rated data specifications for accessories given in the technical appendix must be followed.

Width/Length/height with TS35x7.5	mm
max. current / max. cond. cross-section	A/mm²
Max. clamping range	mm²

AKE 2.5 — 2.5 mm²

PE terminal

5.1 x 28 x 28
/ 4
0.13...4

IEC 60947-7-2 — Ex e II — II 2 G D

IEC	UL	CSA	EN 60079-7
2.5	AWG 22...12	AWG 26...12	AWG 26...12
250			
4			
300 A (2.5 mm²)			
3			
A3 / V2			
SIRA 02ATEX3001 U			

Rated connection
0.5...4 / 1.5...2.5
0.5...2.5 / 0.5...2.5
0.4...0.6 Nm (M 2.5)
0.4...0.6 Nm
7 / 3.0 x 0.5 mm

AKE 4 MS — 4 mm²

PE terminal

7 x 32 x 30
/ 4
0.5...4



IEC 60947-7-2

IEC	UL	CSA
4		
480 A (4 mm²)		
3		
A3 / V2		

Rated connection
0.5...4 / 1.5...4
0.5...4 / 0.5...4
0.8...1.6 Nm (M 3.5)
0.8...1.6 Nm
9 / 0.6 x 3.5 mm

Technical data

Rated data	
Rated cross-section	mm²
Rated voltage to adjacent terminal	V
Rated impulse withstand voltage to adjacent terminal	kV
Short-time withstand current	
Pollution severity	
Gauge to IEC 60947-1 / UL94 Flammability class	
Approvals	
Clamped conductors (H05V/H07V)	
solid / stranded	mm²
flexible / Stranded wire with end ferrules	mm²
Tightening torque range (clamping screw)	
Tightening torque range (fixing screw)	
Stripping length / Blade size	mm/-
Note	

Ordering data

Version	
	green/yellow (PA)
Note	

Type	Qty.	Order No.
AKE 2.5	100	**1303360000**

Type	Qty.	Order No.
AKE 4 MS	50	**0211200000**

Marking systems	(see assortment in catalogue 7)
Marking tags	DEK 5/5
For detailed information on other accessories and applications, refer to the „Accessories“ section	

AKE 4 — 4 mm²

PE terminal

7 x 32 x 34.5
/ 4
0.13...4

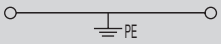

IEC 60947-7-2 — Ex e II — II 2 G D

IEC	UL	CSA	EN 60079-7
4	AWG 22...12	AWG 26...12	AWG 26...12
500			
6			
480 A (4 mm²)			
3			
A3 / V2			
			SIRA 02ATEX3001 U

Rated connection
0.5...4 / 1.5...4
0.5...4 / 0.5...2.5
0.5...1.0 Nm (M 3)
0.5...1.0 Nm
9 / 0.6 x 3.5 mm

Type	Qty.	Order No.
AKE 4	100	**0380260000**

DEK 5/6,5

Fuse terminals
TS 15 / PA

ASK 1/15 — **4 mm²**



In hazardous area applications, the installation instructions and the rated data specifications for accessories given in the technical appendix must be followed.

Width/Length/height with TS35x7.5	mm
max. current / max. cond. cross-section	A/mm²
Max. clamping range	mm²

8 x 58 x 34
6.3 / 4
0.13...4

Technical data

Rated data		IEC	UL	CSA
Rated voltage	V	500	300	300
Rated current	A	6.3	10	6.3
Rated cross-section	mm²	4	AWG 22...12	AWG 26...12
Rated impulse voltage / Pollution severity	kV/-		6 / 3	
Gauge to IEC 60947-1 / UL94 Flammability class			A3 / V2	
Approvals				
Clamped conductors (H05V/H07V)		**Rated connection**		
solid / stranded	mm²	0.5...4 / 1.5...4		
flexible / Stranded wire with end ferrules	mm²	0.5...4 / 0.5...4		
Tightening torque range (clamping screw)		0.5...1.0 Nm (M 3)		
Stripping length / Blade size	mm/-	9 / 0.6 x 3.5 mm		
2 conductors with same cross-section (H05V/H07V)				
solid / stranded	-			
flexible / Stranded wire with end ferrules	-			

Note	Note: max. conductor size = 2.5 mm² when using the cross-connection. Twin wire-end ferrules ZH 0.5 - ZH 1.5 can be used.

Ordering data

Version	Type	Qty.	Order No.
Without LED	ASK 1/15	100	**0376860000**

Note

Accessories

Screwable cross-connection	Type	current	Qty.	Order No.
2-pole	QB 2 WI RA8 IS	27 A	50	**0461100000**
3-pole	QB 3 WI RA8 IS	27 A	50	**0461200000**
4-pole	QB 4 WI RA8 IS	27 A	50	**0461300000**

Marking systems (see assortment in catalogue 7)	
Marking tags	DEK 5/6,5
For detailed information on other accessories and applications, refer to the „Accessories“ section	Contact Sleeve order no. 0553300000; AP ASK 1 order no. 0380360000.

with push-on connection TS 15 / PA

	AKZ 4 SS SE 6.3/2.8	2.5 mm²	AKZ 4 SS WA 2*2.8	1 mm²
				

In hazardous area applications, the installation instructions and the rated data specifications for accessories given in the technical appendix must be followed.

		AKZ 4 SS SE 6.3/2.8	AKZ 4 SS WA 2*2.8
Width/Length/height with TS35x7.5	mm	6 x 28.45 x 30.5	6 x 28.45 x 30.5
max. current / max. cond. cross-section	A/mm²	**16 /** 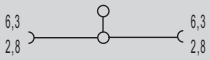	**8 / 1** 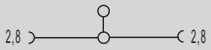
Max. clamping range	mm²		**0.2...1**

Technical data

		AKZ 4 SS SE 6.3/2.8	AKZ 4 SS WA 2*2.8
Rated data		IEC 60947-7-1 / IEC 61210	IEC 60947-7-1 / IEC 61210
Rated voltage	V	400	400
Rated current	A	8	8
Rated cross-section	mm²	2.5	1
Rated impulse voltage / Pollution severity	kV/-	6 / 3	6 / 3
Gauge to IEC 60947-1 / UL94 Flammability class		/ V2	/ V2
Approvals			
Clamped conductors (H05V/H07V)			
solid / stranded	mm²		
flexible / Stranded wire with end ferrules	mm²		
Tightening torque range (clamping screw)			
Stripping length / Blade size	mm/-		
2 conductors with same cross-section (H05V/H07V)			
solid / stranded	-		
flexible / Stranded wire with end ferrules	-		

	IEC	UL	CSA	IEC	UL	CSA
	400	150	300	400	150	300
	8	10	10	8	10	10
	2.5	AWG 22...12	AWG 24...12	1	AWG 22...12	AWG 24...12
Rated connection						
	...4					

	AKZ 4 SS SE 6.3/2.8	AKZ 4 SS WA 2*2.8
Note	Rated voltage is 400 V when insulation sleeves are used I max 20 A valid when used with 2 x F 6.3 or 4 x F 2.8.	

Ordering data

Version	Type	Qty.	Order No.	Type	Qty.	Order No.
Slotted	AKZ 4 SS SE 6.3/2.8	100	**0324560000**			
Not slit				AKZ 4 SS WA 2X2.8	100	**0362460000**
Note						

Accessories

Screwable cross-connection	Type	current	Qty.	Order No.	Type	current	Qty.	Order No.
2-pole	Q 2 AKZ4SS	20 A	50	**0369000000**	Q 2 AKZ4SS	20 A	50	**0369000000**
3-pole	Q 3 AKZ4SS	20 A	50	**0369100000**	Q 3 AKZ4SS	20 A	50	**0369100000**
4-pole	Q 4 AKZ4SS	20 A	50	**0369200000**	Q 4 AKZ4SS	20 A	50	**0369200000**
10-pole	Q 10 AKZ4SS	20 A	20	**0369300000**	Q 10 AKZ4SS	20 A	20	**0369300000**
End plate / Partition plate		**Width**				**Width**		
Dark beige Wemid	AP AKZ4	1.5 mm	20	**0294460000**	AP AKZ4	1.5 mm	20	**0294460000**
Dark beige Wemid	TW AKZ4	0.5 mm	50	**0348260000**	TW AKZ4	0.5 mm	50	**0348260000**
Testing / Checking								
Test plug	PS 2.3 RT	5.4 mm	20	**0180400000**	PS 2.3 RT	5.4 mm	20	**0180400000**
Socket	STB 8.5/D4/2.3/M2.5 AKZ		50	**0215700000**	STB 8.5/D4/2.3/M2.5 AKZ		50	**0215700000**
Insulating sleeve								
2,8	IH 2.8 DB		100	**0386060000**	IH 2.8 DB		100	**0386060000**
6,3	IH 6.3 WEM GE		100	**0386260000**				

		AKZ 4 SS SE 6.3/2.8	AKZ 4 SS WA 2*2.8
Marking systems	(see assortment in catalogue 7)		
Marking tags		DEK 5/6	DEK 5/6
For detailed information on other accessories and applications, refer to the „Accessories“ section			

AKZ 4 S WA 2*2.8 — 4 mm²



6 x 27 x 30
8 /
...

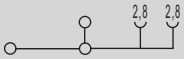

IEC 60947-7-1 / IEC 61210

IEC	UL	CSA
400	150	300
8	20	10
4	AWG 22...12	AWG 24...12
	6 / 3	
	A3 / V2	

Rated connection
0.5...4 / 1.5...4
0.5...4 / 0.5...1
0.6...0.8 Nm (M 3)
8 / 0.6 x 3.5 mm

Type	Qty.	Order No.
AKZ 4 S WA 2X2.8	100	**0324460000**

Type	current	Qty.	Order No.
Q 2 AKZ4	32 A	50	**0336400000**
Q 3 AKZ4	32 A	50	**0336500000**
Q 4 AKZ4	32 A	50	**0336600000**
Q 10 AKZ4	32 A	20	**0368600000**
	Width		
AP AKZ4	1.5 mm	20	**0294460000**
TW AKZ4	0.5 mm	50	**0348260000**
PS 2.3 RT	5.4 mm	20	**0180400000**
STB 8.5/D4/2.3/M2.5 AKZ		50	**0215700000**
IH 2.8 DB		100	**0386060000**

DEK 5/6

AKZ 4 SF SE 6.3/2.8 — 4 mm²



6 x 27 x 30
8 / 4
0.2...4

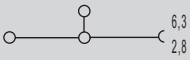

IEC 60947-7-1 / IEC 61210

IEC	UL	CSA
400		300
8		10
4		AWG 24...12
	6 / 3	
	A3 / V2	

Rated connection
0.5...4 / 1.5...4
0.5...4 / 0.5...2.5
0.6...0.8 Nm (M 3)
8 / 0.6 x 3.5 mm

Type	Qty.	Order No.
AKZ 4 SF SE 6.3/2.8	100	**0158760000**

Type	current	Qty.	Order No.
Q 2 AKZ4	32 A	50	**0336400000**
Q 3 AKZ4	32 A	50	**0336500000**
Q 4 AKZ4	32 A	50	**0336600000**
Q 10 AKZ4	32 A	20	**0368600000**
	Width		
AP AKZ4	1.5 mm	20	**0294460000**
TW AKZ4	0.5 mm	50	**0348260000**
PS 2.3 RT	5.4 mm	20	**0180400000**
STB 8.5/D4/2.3/M2.5 AKZ		50	**0215700000**
IH 2.8 DB		100	**0386060000**
IH 6.3 WEM GE		100	**0386260000**

DEK 5/6

with solder connection
TS 15 / PA

AKZ 1.5L VS	1.5 mm²	AKZ 4 L	4 mm²





In hazardous area applications, the installation instructions and the rated data specifications for accessories given in the technical appendix must be followed.

Width/Length/height with TS35x7.5	mm	5 x 34.4 x 25.5	6 x 35.6 x 30
max. current / max. cond. cross-section	A/mm²	**16 / 2.5**	**17.5 / 4**
Max. clamping range	mm²	**0.2...2.5**	**0.2...4**

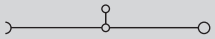

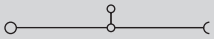

Technical data

Rated data		AKZ 1.5L VS	AKZ 4 L
		IEC 60947-7-1 / IEC 60068-2-20	IEC 60947-7-1 / IEC 60068-2-20
		IEC / UL / CSA	IEC / UL / CSA
Rated voltage	V	250 / 150	250 / 300 / 300
Rated current	A	16 / 10	17.5 / 20 / 10
Rated cross-section	mm²	1.5 / AWG 24...16	4 / AWG 22...12 / AWG 24...12
Rated impulse voltage / Pollution severity	kV/-	4 / 3	4 / 3
Gauge to IEC 60947-1 / UL94 Flammability class		A1 / V2	A3 / V2
Approvals			
Clamped conductors (H05V/H07V)		**Rated connection**	**Rated connection**
solid / stranded	mm²	0.5...2.5 / 0.5...1.5	0.5...4 / 1.5...4
flexible / Stranded wire with end ferrules	mm²	0.5...1.5 / 0.5...1.5	0.5...4 / 0.5...2.5
Tightening torque range (clamping screw)		0.4...0.6 Nm (M 2.5)	0.6...0.8 Nm (M 3)
Stripping length / Blade size	mm/-	7 / 3.0 x 0.5 mm	8 / 0.6 x 3.5 mm
Note			

Ordering data

Version	AKZ 1.5L VS			AKZ 4L SL VS		
	Type	**Qty.**	**Order No.**	**Type**	**Qty.**	**Order No.**
beige	AKZ 1.5L VS	100	**0340160000**	AKZ 4L SL VS	100	**0334860000**
Note						

Accessories

Screwable cross-connection	AKZ 1.5L VS				AKZ 4 L			
	Type	**current**	**Qty.**	**Order No.**	**Type**	**current**	**Qty.**	**Order No.**
2-pole	Q 2 AKZ1.5	24 A	50	**0368200000**	Q 2 AKZ4	32 A	50	**0336400000**
3-pole	Q 3 AKZ1.5	24 A	50	**0368300000**	Q 3 AKZ4	32 A	50	**0336500000**
4-pole	Q 4 AKZ1.5	24 A	50	**0368400000**	Q 4 AKZ4	32 A	50	**0336600000**
10-pole	Q 10 AKZ1.5	24 A	20	**0368500000**	Q 10 AKZ4	32 A	20	**0368600000**
Switchable link								
Switchable link					VL 2 AKZ4/DK4		50	**0446700000**
Connecting sleeve					VH 10/4/2.8 AKZ4		50	**0446600000**
Mounting screw					BFSC M2.5X14 SAKD2.5N		100	**0266800000**
Testing / Checking		**Width**				**Width**		
Test plug	PS 2.3 RT	5.4 mm	20	**0180400000**	PS 2.3 RT	5.4 mm	20	**0180400000**
Socket	STB 8.5/D4/2.3/M2.5 AKZ		50	**0215700000**	STB 8.5/D4/2.3/M2.5 AKZ		50	**0215700000**
End plate / Partition plate								
Dark beige Wemid	AP AKZ1.5W	1.5 mm	20	**0329660000**	AP AKZ4	1.5 mm	20	**0294460000**
Dark beige Wemid	TW AKZ4 HP/DBR/0.5	0.5 mm	50	**0166800000**	TW AKZ4	0.5 mm	50	**0348260000**
Small partition								
Small partition					TSCH 4 AKZ4	6 mm	100	**0363360000**
Cover / warning label								
Cover / warning label					AD 4 AKZ4		50	**0303400000**
Mounting screw (plastic)					BFSC M2.5X18 PA/RT		100	**0303300000**

Marking systems (see assortment in catalogue 7)		
Marking tags	DEK 5/5	DEK 5/6

For detailed information on other accessories and applications, refer to the „Accessories“ section

AKZ 4 LL VS — 1.5 mm²



6 x 45.5 x 30
17.5 / 1.5
0.2...1.5

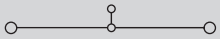

IEC 60947-7-1 / IEC 60068-2-20

IEC	UL	CSA
250	300	300
17.5	20	10
1.5	AWG 22...12	AWG 24...12
	4 / 3	
	/ V2	

Rated connection
0.5...1.5 / 0.5...1.5
0.5...1.5 / 0.5...1.5

Type	Qty.	Order No.
AKZ 4 LL VS	100	**0346460000**

Type	current	Qty.	Order No.
Q 2 AKZ4	32 A	50	**0336400000**
Q 3 AKZ4	32 A	50	**0336500000**
Q 4 AKZ4	32 A	50	**0336600000**
Q 10 AKZ4	32 A	20	**0368600000**
VL 2 AKZ4/DK4	32 A	50	**0446700000**
VH 10/4/2.8 AKZ4		50	**0446600000**
BFSC M2.5X14 SAKD2.5N		100	**0266800000**
	Width		
PS 2.3 RT	5.4 mm	20	**0180400000**
STB 8.5/D4/2.3/M2.5 AKZ		50	**0215700000**
AP AKZ4	1.5 mm	20	**0294460000**
TW AKZ4	0.5 mm	50	**0348260000**
TSCH 4 AKZ4	6 mm	100	**0363360000**
AD 4 AKZ4		50	**0303400000**
BFSC M2.5X18 PA/RT		100	**0303300000**

DEK 5/6

ADK 1 — 4 mm²



6 x 22 x 36.5
16 / 4
0.13...4



IEC	UL	CSA
400	300	300
16	10	15
4	AWG 26...12	AWG 26...12
	6 / 3	
	A3 / V2	

Rated connection
0.5...4 / 1.5...2.5
0.5...4 / 0.5...2.5
0.5...0.8 Nm (M 3)
9 / 0.6 x 3.5 mm

Type	Qty.	Order No.
ADK 1/1.5	100	**0303860000**

Type	Qty.	Order No.
Width		
PS 2.3 RT 5.4 mm	20	**0180400000**
AP ADK1	50	**0476260000**
TW ADK1 HP/DBR/0.5 0.5 mm	50	**0442300000**

DEK 5/6

with solder connection TS 15 / KrG

	AKZ 4 L KRG	4 mm²	AKA 2.5	2.5 mm²
				
In hazardous area applications, the installation instructions and the rated data specifications for accessories given in the technical appendix must be followed.				
Width/Length/height with TS35x7.5 mm	6 x 35.5 x 30		6 x 20 x 31	
max. current / max. cond. cross-section A/mm²	**16 / 4**	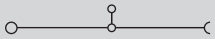	**20 / 2.5**	
Max. clamping range mm²	**0.2...4**		**0.13...2.5**	

Technical data

	AKZ 4 L KRG	AKA 2.5
Rated data	IEC 60947-7-1 / IEC 60068-2-20	
Rated voltage V	250 (IEC) / 300 (UL) / 300 (CSA)	400 (IEC) / 300 (UL) / 300 (CSA)
Rated current A	16 (IEC) / 20 (UL) / 10 (CSA)	20 (IEC) / 20 (UL) / 10 (CSA)
Rated cross-section mm²	4 (IEC) / AWG 22...12 (UL) / AWG 24...12 (CSA)	2.5 (IEC) / AWG 20...12 (UL) / AWG 24...12 (CSA)
Rated impulse voltage / Pollution severity kV/-	4 / 3	6 / 3
Gauge to IEC 60947-1 / UL94 Flammability class	A3 / 5VA	A3 / V-0
Approvals		
Clamped conductors (H05V/H07V)	**Rated connection**	**Rated connection**
solid / stranded mm²	0.5...4 / 1.5...4	0.5...2.5 / 1.5...2.5
flexible / Stranded wire with end ferrules mm²	0.5...4 / 0.5...2.5	0.5...2.5 / 0.5...1.5
Tightening torque range (clamping screw)	0.6...0.8 Nm (M 3)	0.4...0.45 Nm (M 2.5)
Stripping length / Blade size mm/-	8 / 0.6 x 3.5 mm	9 / 0.6 x 3.5 mm
Note		

Ordering data

Version	Type	Qty.	Order No.	Type	Qty.	Order No.
Medium yellow	AKZ 4L SL VS KRG	100	**0334820000**	AKA 2.5	100	**0300720000**
Blue				AKA 2.5 BL	100	**0300770000**
Note						

Accessories

	Type	current	Qty.	Order No.	Type	Qty.	Order No.
Screwable cross-connection							
2-pole	Q 2 AKZ4	32 A	50	**0336400000**			
3-pole	Q 3 AKZ4	32 A	50	**0336500000**			
4-pole	Q 4 AKZ4	32 A	50	**0336600000**			
10-pole	Q 10 AKZ4	32 A	20	**0368600000**			
Switchable link							
Switchable link	VL 2 AKZ4/DK4		50	**0446700000**			
Connecting sleeve	VH 10/4/2.8 AKZ4		50	**0446600000**			
Mounting screw	BFSC M2.5X14 SAKD2.5N		100	**0266800000**			
Testing / Checking		**Width**					
Test plug	PS 2.3 RT	5.4 mm	20	**0180400000**			
Socket	STB 8.5/D4/2.3/M2.5 AKZ		50	**0215700000**			
End plate / Partition plate							
Medium yellow					**Width**		
Blue					AP AKA2.5	100	**0162520000**
Dark beige Wemid	AP AKZ4	1.5 mm	20	**0294460000**	AP AKA2.5 KRG/BL	50	**0162570000**
Dark beige Wemid	TW AKZ4	0.5 mm	50	**0348260000**			
Small partition							
Small partition	TSCH 4 AKZ4	6 mm	100	**0363360000**			
Cover / warning label							
Cover / warning label	AD 4 AKZ4		50	**0303400000**			
Mounting screw (plastic)	BFSC M2.5X18 PA/RT		100	**0303300000**			

Marking systems (see assortment in catalogue 7)		
Marking tags	DEK 5/6	DEK 5/6
For detailed information on other accessories and applications, refer to the „Accessories“ section		

with Termi-Point / Wire-Wrap connection TS 15 / PA

	AKZ 4 T	4 mm²	AKZ 2.5K	2.5 mm²





In hazardous area applications, the installation instructions and the rated data specifications for accessories given in the technical appendix must be followed.

Width/Length/height with TS35x7.5	mm	6 x 27 x	5 x 29 x 46
max. current / max. cond. cross-section	A/mm²	**10 / 4**	**8 / 5.26**
Max. clamping range	mm²	**0.2...4**	**0.13...5.26**

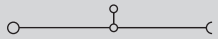

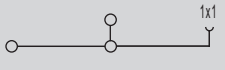

Technical data

IEC 60947-7-1

Rated data		IEC	UL	CSA
Rated voltage	V	250	300	300
Rated current	A	10	10	10
Rated cross-section	mm²	4	AWG 26...14	AWG 24...12
Rated impulse voltage / Pollution severity	kV/-		4 / 3	
Gauge to IEC 60947-1 / UL94 Flammability class			A3 / V2	
Approvals				
Clamped conductors (H05V/H07V)		**Rated connection**		
solid / stranded	mm²	0.5...4 / 1.5...4		
flexible / Stranded wire with end ferrules	mm²	0.5...4 / 0.5...2.5		
Tightening torque range (clamping screw)		0.6...0.8 Nm (M 3)		
Stripping length / Blade size	mm/-	8 / 0.6 x 3.5 mm		
Note				

Rated data		IEC	UL	CSA
Rated voltage	V	250	300	300
Rated current	A	8	10	10
Rated cross-section	mm²	2.5	AWG 22...12	AWG 26...10
Rated impulse voltage / Pollution severity	kV/-		4 / 3	
Gauge to IEC 60947-1 / UL94 Flammability class			A2 / V2	
Approvals				
Clamped conductors (H05V/H07V)		**Rated connection**		
solid / stranded	mm²	0.5...2.5 / 1.5...2.5		
flexible / Stranded wire with end ferrules	mm²	0.5...2.5 / 0.5...2.5		
Tightening torque range (clamping screw)		0.4...0.6 Nm (M 2.5)		
Stripping length / Blade size	mm/-	7 / 3.0 x 0.5 mm		
Note				

Ordering data

Version	Type	Qty.	Order No.
right	AKZ 4 SW 1X1	100	**0445860000**
Vertical right			
Note			

Type	Qty.	Order No.
AKZ 2.5 K SW U/V 1X1	100	**0108960000**

Accessories

Screwable cross-connection	Type	current	Qty.	Order No.
2-pole	Q 2 AKZ4	32 A	50	**0336400000**
3-pole	Q 3 AKZ4	32 A	50	**0336500000**
4-pole	Q 4 AKZ4	32 A	50	**0336600000**
10-pole	Q 10 AKZ4	32 A	20	**0368600000**
End plate / Partition plate		**Width**		
Dark beige Wemid	AP AKZ4	1.5 mm	20	**0294460000**
Dark beige Wemid	TW AKZ4	0.5 mm	50	**0348260000**
Small partition				
Small partition	TSCH 4 AKZ4	6 mm	100	**0363360000**
Testing / Checking				
Test plug	PS 2.3 RT	5.4 mm	20	**0180400000**
Socket	STB 8.5/D4/2.3/M2.5 AKZ		50	**0215700000**

Type	Qty.	Order No.
Width		
AP AKZ2.5K 3 mm	50	**0697260000**
TW AKZ2.5 0.5 mm	20	**0318560000**
PS 2.3 RT 5.4 mm	20	**0180400000**
STB 8.5/D4/2.3/M2.5 AKZ	50	**0215700000**

Marking systems (see assortment in catalogue 7)		
Marking tags	DEK 5/6	DEK 5/5
For detailed information on other accessories and applications, refer to the „Accessories“ section		

Multi-pole terminal strips

Multi-pole terminal strips for direct mounting

Screw connection F.2
Screw connection ATEX approval F.6

Multi-pole terminal strips for direct mounting

Screw connection

	MK 2/12	2.5 mm²	MK 3/2...12	2.5 mm²
				
Width/Height/ø mounting hole mm	**15 x 15 / 3.2**		**15 x 16.1 / 3.45**	
Length / mounting dimensions	Refer to order data		Refer to order data	
Max. clamping range mm²	**0.2...4**		**0.33...4**	

Technical data

	MK 2/12			MK 3/2...12		
Rated data						
	IEC 60947-7-1			IEC 60947-7-1		
	IEC	**UL**	**CSA**	**IEC**	**UL**	**CSA**
Rated voltage V	125	300	300	400	300	300
Rated current A	24	10	10	24	25	25
Rated cross-section mm²	2.5	AWG 24...12	AWG 24...12	2.5	AWG 22...12	AWG 22...12
Rated impulse voltage / Pollution severity kV/-	3 / 3			6 / 3		
Gauge to IEC 60947-1 / UL94 Flammability class	A2 / 5VA			A2 / 5VA		
Approvals						
Clamped conductors (H05V/H07V)						
	Rated connection			**Rated connection**		
Solid / Stranded mm²	0.5...4 / 1.5...2.5			0.5...4 / 1.5...2.5		
Flexible / Stranded wire with end ferrules mm²	0.5...2.5 / 0.5...1.5			0.5...2.5 / 0.5...1.5		
Tightening torque range (clamping screw)	0.4 Nm (M 2.5)			0.4...0.45 Nm (M 2.5)		
Stripping length / Blade size mm/-	5 / 0.6 x 3.5 mm			5 / 0.6 x 3.5 mm		
Note						

Ordering data

Version	MK 2/12 Type	Length	Mounting dimensions	Qty.	Order No.	MK 3/2...12 Type	Length	Mounting dimensions	Qty.	Order No.
2-pole						MK 3/2	17.4 mm	18.5 mm	100	**0273820000**
3-pole						MK 3/3	26.5 mm	18.5 mm	50	**0273920000**
4-pole						MK 3/4	35.75 mm	18.5 mm	50	**0274020000**
5-pole						MK 3/5	45 mm	18.5 mm	50	**0274120000**
6-pole						MK 3/6	54.25 mm	37.0 mm	50	**0274220000**
7-pole						MK 3/7	63.5 mm	37.0 mm	50	**0274320000**
8-pole						MK 3/8	72.75 mm	55.5 mm	25	**0274420000**
9-pole						MK 3/9	82 mm	55.5 mm	25	**0274520000**
10-pole						MK 3/10	91.25 mm	74.0 mm	20	**0274620000**
12-pole	MK 2/12	86 mm	80.0 mm	50	**0241260000**	MK 3/12	110 mm	92.5 mm	20	**0243520000**
14-pole										
16-pole										
Note										

Accessories

	MK 2/12 Type	Width	Qty.	Order No.	MK 3/2...12 Type	Qty.	Order No.
Solder strip							
	MF 2/12 1X2.8/1.6	75 mm	100	**0241760000**			
Marking strips, printed							
Printed	BSTB 28/12/6.35 U 1-12		50	**0245700000**	BSTB 28/12 MK U 1-12	50	**0245900000**
	BSTB 28/12/6.35 O 1-12		50	**0278500000**	BSTB 28/8 MK U 1-8	50	**0290200000**
					BSTB 28/6 MK U 1-6	50	**0290000000**
Marking strips, unprinted							
Unprinted	BSTO 28/12/6.35		50	**0245600000**	BSTO 28/12 MK	50	**0245800000**
					BSTO 28/8 MK3/8	50	**0284700000**
					BSTO 28/6 MK	50	**0289500000**
					BSTO 28/4 MK3/4	50	**0289300000**

(see assortment in catalogue 7)

For detailed information on other accessories and applications, refer to the „Accessories“ section.

MK 4/16 — 2.5 mm²



17 x 16 / 3.4
Refer to order data
0.2...4

IEC 60947-7-1

IEC	UL	CSA
400	150	150
24	20	15
2.5	AWG 22...12	AWG 22...12
	6 / 3	
	A2 / 5VA	

Rated connection
0.5...4 / 1.5...2.5
0.5...2.5 / 0.5...1.5
0.4...0.45 Nm (M 2.5)
5 / 0.6 x 3.5 mm

Type	Length	Mounting dimensions	Qty.	Order No.
MK 4/16	103 mm	85.5 mm	20	**0244220000**

Type	Breite	Qty.	Order No.
BSTB 28/16 MK U 1-16		50	**0262200000**
BSTB 28/16 MK O 1-16		50	**0278700000**
BSTO 28/16 MK 4/16		50	**0262100000**

MK 6/2...6/6 — 6 mm²



23 x 22 / 3.4
Refer to order data
0.33...6

IEC 60947-7-1

IEC	UL	CSA
690	300	300
41	30	40
6	AWG 22...10	AWG 22...10
	8 / 3	
	A3 / 5VA	

Rated connection
0.5...6 / 1.5...6
0.5...6 / 0.5...4
1.2...2.0 Nm (M 4)
9 / 4.0 x 0.8 mm

Type	Length	Mounting dimensions	Qty.	Order No.
MK 6/2	23.5 mm		50	**0620420000**
MK 6/3	36.5 mm	13.0 mm	50	**0620320000**
MK 6/4	49.5 mm	26.0 mm	20	**0620220000**
MK 6/6	75.5 mm	52.0 mm	20	**0620120000**

Type	Breite	Qty.	Order No.

MK 10/14 — 2.5 mm²



13.5 x 12 / 3.1
Refer to order data
0.21...4

IEC 60947-7-1

IEC	UL	CSA
125	150	300
24	25	10
2.5	AWG 22...12	AWG 24...12
	3 / 3	
	A2 / V2	

Rated connection
0.5...4 / 1.5...2.5
0.5...2.5 / 0.5...1.5
0.4...0.45 Nm (M 2.5)
6 / 0.6 x 3.5 mm

Type	Length	Mounting dimensions	Qty.	Order No.
MK 10/14	88.5 mm		20	**0370160000**

Type	Breite	Qty.	Order No.

Multi-pole terminal strips for direct mounting

Screw connection

	MK 5/2 0.DE	2.5 mm²	KS 2...10	2.5 mm²
Width/Height/ø mounting hole mm	**18 x 14 / 4.2**		**25 x 17.5 / 4.2**	
Length / mounting dimensions	Refer to order data		Refer to order data	
Max. clamping range mm²	**0.2...4**		**0.2...4**	

Technical data

	MK 5/2 0.DE			KS 2...10		
				IEC 60947-7-1		
Rated data	**IEC**	**UL**	**CSA**	**IEC**	**UL**	**CSA**
Rated voltage V	500			500	300	300
Rated current A	24			24	20	25
Rated cross-section mm²	2.5			2.5	AWG 22...12	AWG 24...12
Rated impulse voltage / Pollution severity kV/-		6 / 3			6 / 3	
Gauge to IEC 60947-1 / UL94 Flammability class		A2 / 5VA			A2 / 5VA	
Approvals						
Clamped conductors (H05V/H07V)	**Rated connection**			**Rated connection**		
Solid / Stranded mm²	0.5...4 / 1.5...2.5			0.5...4 / 1.5...2.5		
Flexible / Stranded wire with end ferrules mm²	0.5...2.5 / 0.5...1.5			0.5...2.5 / 0.5...1.5		
Tightening torque range (clamping screw)	0.4 Nm (M 2.5)			0.5...0.7 Nm (M 3)		
Stripping length / Blade size mm/-	5 / 0.6 x 3.5 mm			8 / 4.0 x 0.8 mm		
Note						

Ordering data

Version	Type	Length	Mounting dimensions	Qty.	Order No.	Type	Length	Mounting dimensions	Qty.	Order No.
2-pole	MK 5/2 0.DE	40 mm	32.0 mm	100	**0243820000**	KS 2 0.D2	42 mm	32.0 mm	100	**0134420000**
3-pole										
4-pole						KS 4 0.D4	66 mm	56.0 mm	50	**0140320000**
6-pole						KS 6 0.D6	90 mm	80.0 mm	50	**0140620000**
10-pole						KS 10 0.D10	138 mm	128.0 mm	20	**0141620000**
12-pole										
Note										

Accessories

Lid / cover	Type	Width	Qty.	Order No.	Type	Width	Qty.	Order No.
	D 2 MK5/2 PA/NA	18 mm	50	**0244060000**	D2 KS2 TP	25 mm	100	**0134500000**
					D4 KS4 TP	48 mm	50	**0140500000**
					D6 KS6 TP	72 mm	50	**0140800000**
					D10 KS10 TP	120 mm	20	**0141800000**
Marking strips, printed								
Printed					ELSB 2 BEZ. 1-2		50	**0143200000**
					ELSB 4 BEZ. 1-4		50	**0143300000**
					ELSB 6 BEZ. 1-6		50	**0143400000**
					ELSB 10 BEZ. 1-10		50	**0143500000**
Marking strips, unprinted								
Unprinted					ELSO 2 F.KS 2		50	**0142800000**
					ELSO 4 F.KS 4		50	**0142900000**
					ELSO 6 F.KS 6		50	**0143000000**
					ELSO 10 F.KS 10		50	**0143100000**

(see assortment in catalogue 7)

For detailed information on other accessories and applications, refer to the „Accessories“ section.

BK 2...12 — 4 mm²



22 x 20 / 3.4
Refer to order data
0.33...4

IEC 60947-7-1

IEC	UL	CSA
400	300	300
32	10	10
4	AWG 22...12	AWG 22...12
	6 / 3	
	A3 / 5VA	

Rated connection
0.5...4 / 1.5...4
0.5...4 / 0.5...4
0.5...0.6 Nm (M 3)
8 / 4.0 x 0.8 mm

2 single-wire conductors with same cross-section (0.5...1.5 mm²) can be connected.

Type	Length	Mounting dimensions	Qty.	Order No.
BK 2 CRN	20 mm		100	**0624720000**
BK 3 CRN	31 mm	11.0 mm	100	**0624920000**
BK 4 CRN	38 mm	18.0 mm	100	**0625120000**
BK 6 CRN	52 mm	32.0 mm	50	**0625220000**
BK 12 CRN	92 mm	72.5 mm	25	**0625320000**

Type	Width	Qty.	Order No.
BSTB 28/2 BK U 1-2		50	**0203600000**
HASUE SAKR15LS		n.a.	**2038000000**
BSTB 28/4 BK U 1-4		50	**0197300000**
BSTB 28/6 BK U 1-6		50	**0197500000**
BSTB 28/12 BK U 1-12		50	**0198800000**
BSTO 28/2 BK		50	**0203500000**
BSTO 28/3 BK		50	**0203700000**
BSTO 28/4 BK		50	**0197200000**
BSTO 28/6 BK		50	**0197400000**
BSTO 28/12 BK		50	**0198700000**

Multi-pole terminal strips for direct mounting

Screw connection
ATEX approval

	BK 2...12/E	MK 3/2...12/E
	4 mm²	2.5 mm²



Width/Height/ø mounting hole	mm	**22 x 20 / 3.4**	**15 x 16.1 / 3.45**
Length / mounting dimensions		Refer to order data	Refer to order data
Max. clamping range	mm²	**0.33...4**	**0.33...4**

Technical data

Rated data		IEC 60947-7-1			IEC 60947-7-1		
		IEC	**UL**	**CSA**	**IEC**	**UL**	**CSA**
Rated voltage	V	400			400		
Rated current	A	32			24		
Rated cross-section	mm²	4	AWG 22...12	AWG 22...12	2.5	AWG 22...12	AWG 22...12
Rated impulse voltage / Pollution severity	kV/-		6 / 3			6 / 3	
Gauge to IEC 60947-1 / UL94 Flammability class			A3 / 5VA			A2 / 5VA	
Approvals							
Clamped conductors (H05V/H07V)		**Rated connection**			**Rated connection**		
Solid / Stranded	mm²	0.5...4 / 1.5...4			0.5...4 / 1.5...2.5		
Flexible / Stranded wire with end ferrules	mm²	0.5...4 / 0.5...4			0.5...2.5 / 0.5...1.5		
Tightening torque range (clamping screw)		0.5...0.6 Nm (M 3)			0.4...0.45 Nm (M 2.5)		
Stripping length / Blade size	mm/-	8 / 4.0 x 0.8 mm			5 / 0.6 x 3.5 mm		
Note		2 single-wire conductors with same cross-section (0.5...1.5 mm²) can be connected.					

Ordering data

Version	**Type**	**Length**	**Mounting dimensions**	**Qty.**	**Order No.**	**Type**	**Length**	**Mounting dimensions**	**Qty.**	**Order No.**
2-pole	BK 2/E	20 mm		100	**7906040000**	MK 3/2/E	17.4 mm	18.5 mm	100	**7906110000**
3-pole	BK 3/E	31 mm	11.0 mm	100	**7906060000**	MK 3/3/E	26.5 mm	18.5 mm	100	**7906120000**
4-pole	BK 4/E	38 mm	18.0 mm	100	**7906080000**	MK 3/4/E	35.75 mm	18.5 mm	50	**7906130000**
5-pole						MK 3/5/E	45 mm	18.5 mm	50	**7906140000**
6-pole	BK 6/E	52 mm	32.0 mm	50	**7906090000**	MK 3/6/E	54.25 mm	37.0 mm	50	**7906150000**
7-pole						MK 3/7/E	63.5 mm	37.0 mm	25	**7906160000**
8-pole						MK 3/8/E	72.75 mm	55.5 mm	25	**7906170000**
9-pole						MK 3/9/E	82 mm	55.5 mm	25	**7906180000**
10-pole						MK 3/10/E	91.25 mm	74.0 mm	25	**7906190000**
11-pole						MK 3/11/E	100.5 mm	74.0 mm	20	**7906200000**
12-pole	BK 12/E	92 mm	72.5 mm	25	**7906100000**	MK 3/12/E	110 mm	92.5 mm	25	**7906210000**
Note										

Accessories

Marking strips, printed	**Type**	**Qty.**	**Order No.**	**Type**	**Qty.**	**Order No.**
Printed	BSTB 28/2 BK U 1-2	50	**0203600000**	BSTB 28/12 MK U 1-12	50	**0245900000**
	HASUE SAKR15LS	n.a.	**2038000000**	BSTB 28/8 MK U 1-8	50	**0290200000**
	BSTB 28/4 BK U 1-4	50	**0197300000**	BSTB 28/6 MK U 1-6	50	**0290000000**
	BSTB 28/6 BK U 1-6	50	**0197500000**			
	BSTB 28/12 BK U 1-12	50	**0198800000**			
Marking strips, unprinted						
Unprinted	BSTO 28/2 BK	50	**0203500000**	BSTO 28/12 MK	50	**0245800000**
	BSTO 28/3 BK	50	**0203700000**	BSTO 28/8 MK3/8	50	**0284700000**
	BSTO 28/4 BK	50	**0197200000**	BSTO 28/6 MK	50	**0289500000**
	BSTO 28/6 BK	50	**0197400000**	BSTO 28/4 MK3/4	50	**0289300000**
	BSTO 28/12 BK	50	**0198700000**			

(see assortment in catalogue 7)

For detailed information on other accessories and applications, refer to the „Accessories“ section

MK 6/2...6/E — 6 mm²

23 x 22 / 3.4
Refer to order data
0.33...6

IEC 60947-7-1

IEC	UL	CSA
690		
41		
6	AWG 22...10	AWG 22...10
	8 / 3	
	A3 / 5VA	

Rated connection
0.5...6 / 1.5...6
0.5...6 / 0.5...4
1.2...2.0 Nm (M 4)
9 / 4.0 x 0.8 mm

Type	Length	Mounting dimensions	Qty.	Order No.
MK 6/2/E	23.5 mm		50	**7906220000**
MK 6/3/E	36.5 mm	13.0 mm	50	**7906230000**
MK 6/4/E	49.5 mm	26.0 mm	20	**7906240000**
MK 6/5/E	62.5 mm	26.0 mm	20	**7906250000**
MK 6/6/E	75.5 mm	52.0 mm	20	**7906260000**

Type	Width	Qty.	Order No.

KLBÜ shielded connection

KLBÜ shielded connection

Overview shield connection terminals KLBÜ G.2

Shield connection terminals KLBÜ for 10 x 3 mm busbars

Clamping yoke G.4

Busbar holders G.6

Shield connection terminals KLBÜ – Mounting directly on metal plate

Clamping yoke G.8

Busbar holder / Spacer G.9

Shield connection terminals KLBÜ – Mounting on TS 35

FM 4-foot / Clamping yoke holder G.10

Shield connection terminals KLBÜ for the C profile

Clamping yoke G.11

The theoretical concept

Part 1 of the VDE 0133 standard specifies the required equipotential bonding for the electrical components of a machine. The aim is to prevent any undesirable consequences occurring as a result of electrostatic, electromagnetic and net-work bound interference.

The following measures serve this purpose:

- Using filters and time delay devices.
- Dividing earth (PE) into “dirty” and “clean”.
- Neutral grounding using large earth cables for bonding.
- Keeping all bonding leads as short as possible.
- Routing all connections parallel to the bonding surface.
- Separation and shielding of switching devices and interference sensitive equipment, shielded at one end only.
- Shielded lines are used for all motor and all signal connection. These shielded cables for signals are grounded at one end. Drives to Motors should be grounded at both ends.
- The mass current is neutral grounded

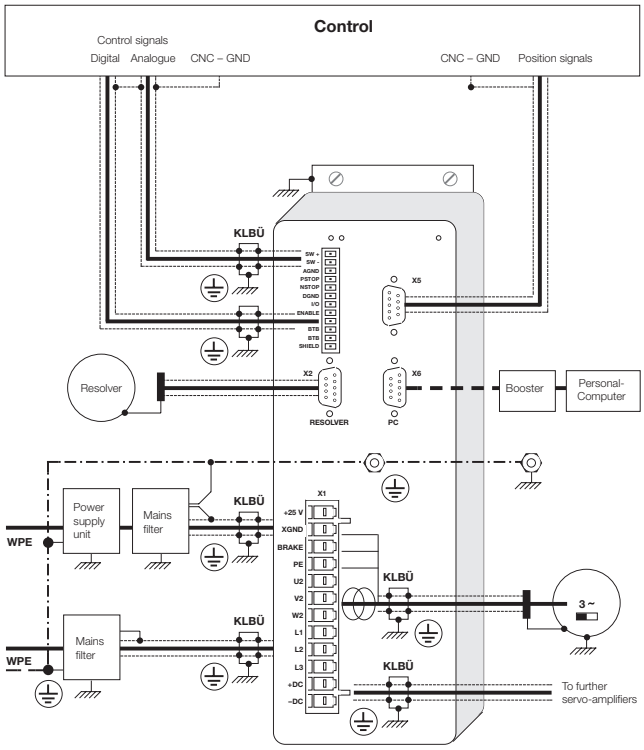

Overview of KLBÜ fittings available

For busbars
10 x 3

For direct mounting

For C-profiles

For TS 35
insulating/conducting

Clip-on for
10 x 3 busbar

In detail

Compression spring

- To ensure both simple handling and proper connection with permanent contact pressure as a result of the spring effect

No extra tools necessary

- Simply **swivel onto the busbar by hand** – retrospectively if necessary

Full range

- For conductors from 2 to 37 mm diameter



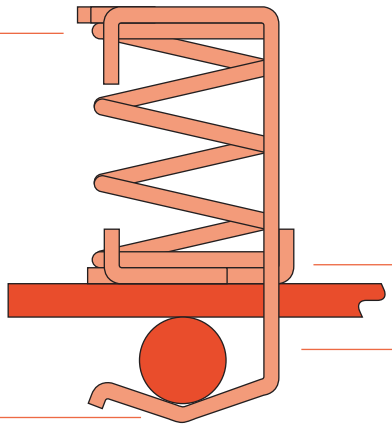

Reliable contact

- Changes in diameter (flow) of the conductor compensated for by the elastic behaviour of the clamping yoke for flexible adjustment to the cable diameter

Many options available

- Weidmüller offers a wide range of different fastenings for mounting shield connection terminals

Shield connection terminals KLBÜ for 10 x 3 mm busbars

Clamping yoke

Cable fastened against
the busbar from below

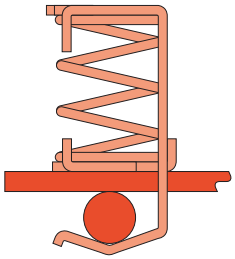



KLBÜ 2 x 2-6 KLBÜ 3-8 KLBÜ 4-13.5 KLBÜ 10-20 KLBÜ 15-32





G

KLBÜ

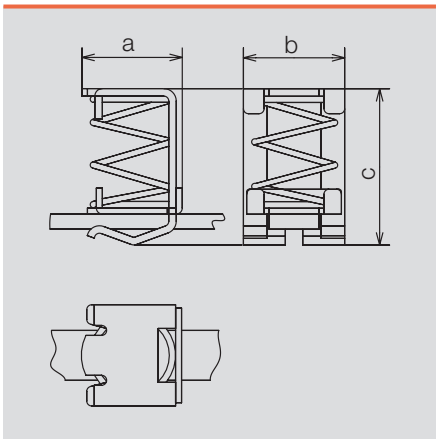

Marking on the product: Ex

Marking EN 50019: Ex Ex e II

Marking EX-RL 94/9/EC: II 2 G D

EC type testing certificate: DMT 02 ATEX E 024 U

Ordering data

Type	For cable diameter	Dimensions (a x b x c) mm	Qty.	Order No.
KLBÜ 2 x 2-6	2.0 ... 6.0 mm	15.0 x 18.0 x 24.0	10	**1675350000**
KLBÜ 3-8	3.0 ... 8.0 mm	13.0 x 18.0 x 26.0	10	**1600480000**
KLBÜ 4 x 13.5	4.0 ... 13.5 mm	20.0 x 20.5 x 31.5	10	**1592810000**
KLBÜ 10-20	10.0 ... 20.0 mm	25.0 x 26.0 x 40.0	10	**1600490000**
KLBÜ 15-32	15.0 ... 32.0 mm	36.0 x 32.0 x 63.9	10	**1716300000**

10 x 3 mm busbars	Length	Material	Qty.	Order No.
SSch 10 x 3 x 1000 Cu, Sn, Pb	1000.0 mm	Cu, Sn, Pb	1	**0348900000**
SSch 10 x 3 x 1000 Fe, Zn, 8B	1000.0 mm	Fe, Zn, 8B	1	**1746130000**

Clamping yoke

Cable fastened onto the busbar from above

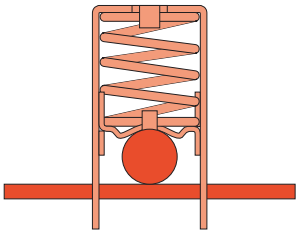



KLBÜ CO 1 KLBÜ CO 2 KLBÜ CO 3 KLBÜ CO 4 KLBÜ CO 5







KLBÜ CO

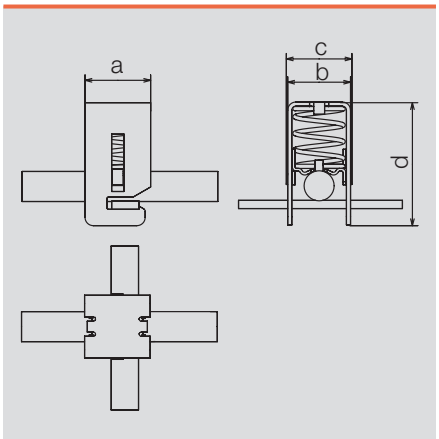

Marking on the product: Ⓔx

Marking EN 50019: Ⓔx Ex e II

Marking EX-RL 94/9/EC: II 2 G D

EC type testing certificate: DMT 02 ATEX E 024 U

Ordering data

Type	For cable diameter	Dimensions (a x b x c x d) mm	Qty.	Order No.
KLBÜ CO 1	3.0 ... 10.0 mm	18.0 x 12.0 x 13.2 x 32.0	10	**1753311001**
KLBÜ CO 2	4.0 ... 15.0 mm	18.0 x 20.0 x 21.1 x 41.6	10	**1752131001**
KLBÜ CO 3	10.0 ... 20.0 mm	25.0 x 23.0 x 24.0 x 45.0	10	**1749151001**
KLBÜ CO 4	15.0 ... 28.0 mm	25.0 x 31.0 x 32.0 x 56.0	10	**1749161001**
KLBÜ CO 5	20.0 ... 37.0 mm	32.0 x 40.0 x 42.7 x 64.5	10	**1755081001**

10 x 3 mm busbars	Length	Material	Qty.	Order No.
SSch 10 x 3 x 1000 Cu, Sn, Pb	1000.0 mm	Cu, Sn, Pb	1	**0348900000**
SSch 10 x 3 x 1000 Fe, Zn, 8B	1000.0 mm	Fe, Zn, 8B	1	**1746130000**

Shield connection terminals KLBÜ for 10 x 3 mm busbars

Busbar holders

Insulated mounting on TS 35

Type WSH 1



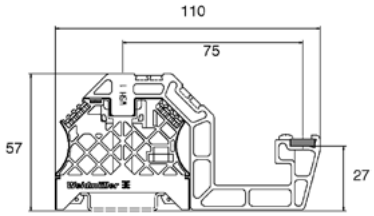

Horizontal mounting only

Type WSH 3/H/N

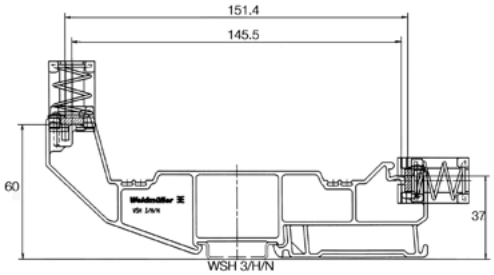

Type WSH 5

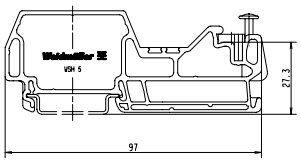

Type WSH 6

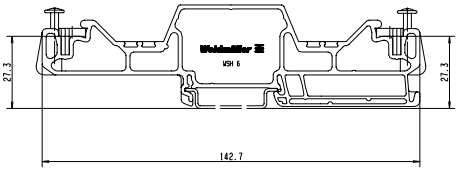

WSH

EC type testing certificate: DMT 02 ATEX E 024 U

Ordering data

Type	Width	Qty.	Order No.
WSH 1	8.0 mm	10	**1068700000**
WSH 3/H/N	8.0 mm	10	**1715970000**
WSH 5	8.0 mm	10	**1080100000**
WSH 6	8.0 mm	10	**1080200000**

10 x 3 mm busbars	Length	Material	Qty.	Order No.
SSch 10 x 3 x 1000 Cu, Sn, Pb	1000.0 mm	Cu, Sn, Pb	1	**0348900000**

Busbar holders

Conductive mounting on TS 35

TS 35-Clip
BS 35/WSH 2

Busbar connector
BFEH 1/WSH

Angled rail
SMSE WSH U1MT

Installation example 1
- One busbar
- 2 x WSH 19 MT busbar holder set



Installation example 2
- Two busbars
- 2 x WSH 18 MT busbar holder set

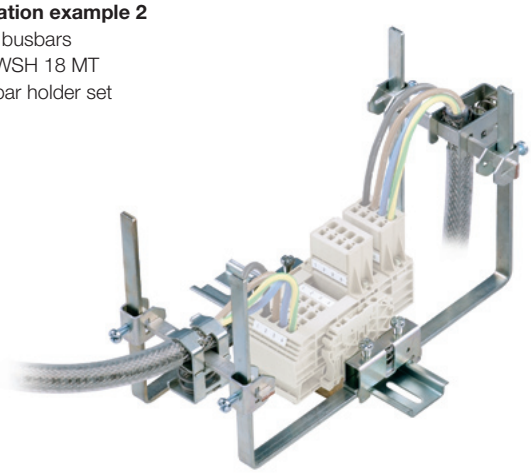

WSH

EC type testing certificate: DMT 02 ATEX E 024 U

Ordering data

TS 35-Clip	Dimensions (L x B x H) mm	Qty.	Order No.
BS 35/WSH 2	52.0 x 37.0 x 13.0	10	**1760720000**

Busbar connector	Dimensions (L x B x H) mm	Qty.	Order No.
BFEH 1/WSH	20.0 x 31.0 x 13.5	10	**1082400000**

Angled rail	Dimensions (L x B x H) mm	Qty.	Order No.
SMSE WSH U1MT	134.0 x 13.0 x 134.0	10	**1083900000**

Busbar holder sets	Contents (parts loose in plastic bag)				
	BS 35/WSH 2	BFEH 1/WSH	SMSE WSH U1MT	Qty.	Order No.
WSH 18 MT	1 ea.	2 ea.	2 ea.	10	**1083100000**
WSH 19 MT	1 ea.	1 ea.	1 ea.	10	**1083200000**
WSH 20 MT	1 ea.	1 ea.	1 ea. (straight)	10	**1752950000**

10 x 3 mm busbars	Length	Material	Qty.	Order No.
SSch 10 x 3 x 1000 Cu, Sn, Pb	1000.0 mm	Cu, Sn, Pb	1	**0348900000**
SSch 10 x 3 x 1000 Fe, Zn, 8B	1000.0 mm	Fe, Zn, 8B	1	**1746130000**

Shield connection terminals KLBÜ – Mounting directly on metal plate

Clamping yoke

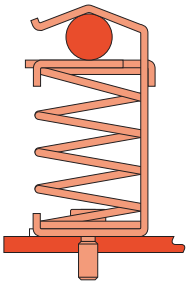

KLBÜ 3-8 SC

KLBÜ 4-13.5 SC

KLBÜ 10-20 SC

KLBÜ 15-32 SC

Drilling template KLBÜ 15-32 SC

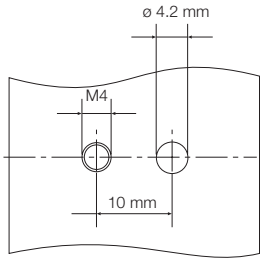









KLBÜ SC

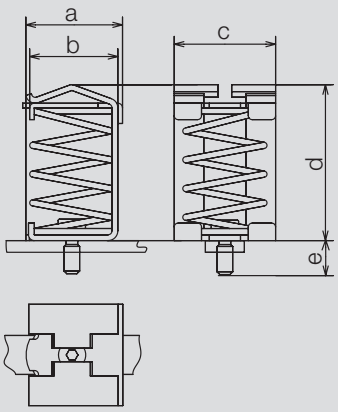

Marking on the product: Ⓔx

Marking EN 50019: Ⓔx Ex e II

Marking EX-RL 94/9/EC: II 2 G D

EC type testing certificate: DMT 02 ATEX E 024 U

Ordering data

Type	For cable diameter	Thread length	Dimensions (a x b x c) mm	Qty.	Order No.
KLBÜ 3-8 SC	3.0 ... 8.0 mm	5.65 mm	13.5 x 11.5 x 18.0 x 26.0	10	**1692261001**
KLBÜ 4-13.5 SC	4.0 ... 13.5 mm	5.30 mm	20.0 x 17.8 x 20.3 x 31.4	10	**1712311001**
KLBÜ 10-20 SC	10.0 ... 20.0 mm	5.30 mm	24.8 x 23.0 x 26.0 x 40.0	10	**1712321001**
KLBÜ 15-32 SC	15.0 ... 32.0 mm	4.80 mm	36.0 x 33.3 x 32.0 x 64.0	10	**1718341001**

Operating tool	Qty.	Order No.
BTWZ KLBÜ	1	**1742630000**

Busbar holder / Spacer

Busbar holder



Set (WSH 4 MT) consisting of:
– 1 busbar holder
– 1 busbar connector (BFEH 1/WSH)

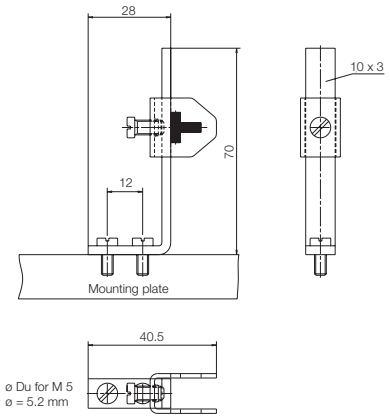

Spacer

M6 outer and inner thread
(15 mm, 20 mm and 30 mm long)



WSH 4 MT / SP

EC type testing certificate: DMT 02 ATEX E 024 U

Ordering data

Busbar holder	Qty.	Order No.
WSH 4 MT	10	**1079900000**

Type	Length	Qty.	Order No.
SP 15, set of 2	15 mm	1	**3896100000**
SP 20, set of 2	20 mm	1	**3896200000**
SP 30, set of 2	30 mm	1	**3896300000**

FM 4 foot / Clamping yoke holder

FM 4 foot

The KLBÜ SC clamping yokes
(see page G.8)
are screwed onto the **FM 4** foot.

Clamping yoke holder



BS 35 II
(without KLBÜ)

BS 35 II / KLBÜ 3-8

BS 35 II / KLBÜ 3-8 / 2 x 2-6

FM 4 / BS 35 II

Ordering data

FM 4 foot	Qty.	Order No.
FM 4	40	**0687900000**

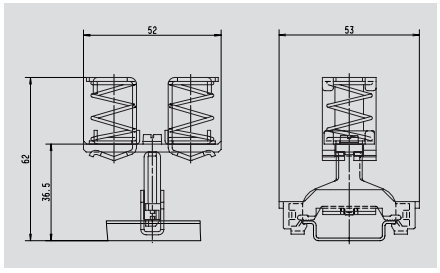

Clamping yoke holder	For cable diameter	Qty.	Order No.
BS 35 II	without KLBÜ	10	**1723800000**
BS 35 II / KLBÜ 3-8	3.0 ... 8.0 mm	10	**1723810000**
BS 35 II / KLBÜ 4-13.5	4.0 ... 13.5 mm	10	**1723820000**
BS 35 II / KLBÜ 3-8/2 x 2-6	3.0 ... 8.0 mm / 2.0 ... 6.0 mm	10	**1749430000**
BS 35 II / KLBÜ 2 x 3-8/2 x 2-6	3.0 ... 8.0 mm / 2.0 ...6.0 mm	10	**1768020000**

Marking on the product: Ⓔx
Marking EN 50019: Ⓔx Ex e II
Marking EX-RL 94/9/EC: II 2 G D
EC type testing certificate: DMT 02 ATEX E 024 U

Clamping yoke

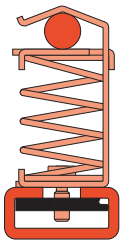

KLBÜ 3-8 CPF

KLBÜ 4-13.5 CPF

KLBÜ 10-20 CPF

KLBÜ 15-32 CPF

KLBÜ CPF

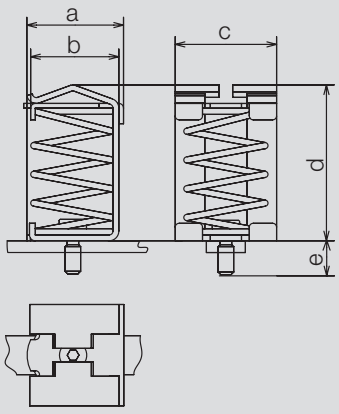

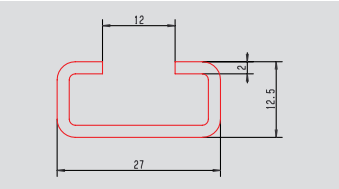

Marking on the product: Ⓔx

Marking EN 50019: Ⓔx Ex e II

Marking EX-RL 94/9/EC: II 2 G D

EC type testing certificate: DMT 02 ATEX E 024 U

Ordering data

Type	For cable diameter	Dimensions (a x b x c x d) mm	Qty.	Order No.
KLBÜ 3-8 CPF	3.0 ... 8.0 mm	13.5 x 11.5 x 18.0 x 26.0	10	**1752681001**
KLBÜ 4-13.5 CPF	4.0 ... 13.5 mm	20.0 x 17.8 x 20.3 x 31.4	10	**1752691001**
KLBÜ 10-20 CPF	10.0 ... 20.0 mm	24.8 x 23.0 x 26.0 x 40.0	10	**1752701001**
KLBÜ 15-32 CPF	15.0 ... 32.0 mm	36.0 x 33.3 x 32.0 x 64.0	10	**1752711001**

C-rail	Qty.	Order No.
TS 27 x 12.5M / ST / F.ZN	10 m	**1802690000**

Busbars / Terminal rails

Busbars / Terminal rails

Busbar systems

Busbar overview	H.2
Busbars	H.3
Cable clamp, uninsulated	H.6
Cable clamp, insulated	H.7

Terminal rail systems

Overview Terminal rails	H.8
Terminal rails TS 15, TS 32, TS 35	H.10
End brackets	H.13
Terminal rail supports / Mounting feet	H.14

Busbars

In switchgears and controls, it may be necessary to bring the neutral conductor and the protective conductor together at a central point. Busbars are available for this purpose and can be used for connecting a large number of conductors in a confined space (up to 70 conductors on a 1 m busbar). The conductors are connected by means of a screw clamp or tension clamp. usbars are held in position by pressure clamps or screw clamps onto the busbar holders. The cable clamps can be pushed on the busbar and adjusted to the entire wiring in the system. The busbars can be used unperforated in any lengths. They are fixed using the SH busbar holder which can, for longer busbars, also be positioned between the clamps.

In order to bring together neutral conductors and protective conductors at a central point, it is advantageous to use ZB cable clamps together with 10 x 3 or 6 x 6 busbars. The cable clamps can be pushed onto the busbar and adjusted to the entire wiring in the system. The cable clamp serves as the protective conductor connection and can be supplied with green/yellow insulating caps. These caps indicate the protective function and marking tags allow clear identification of each conductor. If the cable clamps are used to connect neutral conductors, they can be marked with a blue insulating cap.

ZBE 6 can also be swivelled onto the busbar retrospectively

Cable clamps



Busbars, unperforated



SSch

Type	Material	Cross-section	Length	Current carrying capacity	Qty.	Order No.
SSch 10 x 3	Copper, tin-plated	10 x 3 mm	1 m	140 A	1	**0348900000**
SSch 10 x 3	Steel, galvanised	10 x 3 mm	1 m		1	**0438000000**
SSch 10 x 3	Brass, blank	10 x 3 mm	1 m	100 A	1	**0259800000**
SSch 6 x 6	Copper, tin-plated	6 x 6 mm	1 m	140 A	1	**0571300000**
SSch 6 x 6	Brass, blank	6 x 6 mm	1 m	100 A	1	**0571200000**
SSch 15 x 6	Copper, tin-plated	15 x 6 mm	1 m	265 A	1	**0357400000**

Busbars, perforated



NSch / ESch

Type	Material	Cross-section	Length	Current carrying capacity	Qty.	Order No.
NSch 15 x 2	Copper, blank	15 x 2 mm	1 m	80 A	1	**0280200000**
ESch 12 x 2	Steel, galvanised	12 x 2 mm	1 m		1	**0280300000**

Pressure piece	Qty.	Order No.
DKSUE	100	**0280100000**

Clamping screw	Qty.	Order No.
BFSC M5 x 8	100	**0296700000**

Connection data NSch / ESch

Screw connection solid	0.5 ... 2.5 mm²
Stripping length	9 mm
Cable lug connection	max. 16 mm²
Max. current per connection	27 A

Busbar holders

With clip and base



1.

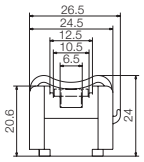

2.

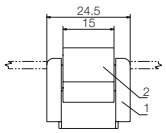

SH

Type	Figure	For busbar cross-section	Qty.	Order No.
SH 1 TS 15 complete	1.	10 x 3, 6 x 6, 15 x 2, 12 x 2	20	0299860000
	2.	15 x 2, 15 x 6		
Individual parts SH1				
SH 1 Base			20	0401460000
SH 1 Clip			500	0635960000
Fixing screw for SH1				
BFSC M4x9		for 1 SH1	100	0103300000
BFSC M4x30		for 2 SH1 stacked	50	0267100000

With metal bridge

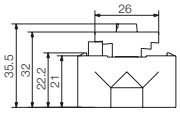

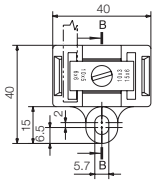

Type	For busbar cross-section	Qty.	Order No.
SH 2S	10 x 3, 6 x 6, 15 x 6, 10 x 5	10	0641720000

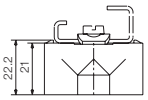

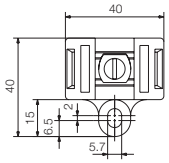

Type	Qty.	Order No.
SH 2	10	0494920000

The arrangement of mounting rails in totally insulated facilities

With metal bridge



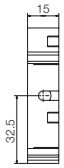



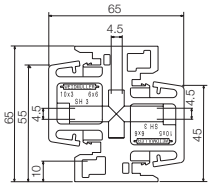

Type	For busbar cross-section	Qty.	Order No.
SH 3	10 x 3, 6 x 6, 10 x 5	10	0556660000

Busbar holders



WEW

Type	For busbar cross-section	Qty.	Order No.
WEW 35/1	10 x 3, 6 x 6	50	**1059000000**
WEW 35/2	10 x 3, 6 x 6	100	**1061200000**

WEW 35/1 and WEW35/2 as busbar holder together with the ZB 4 G tension clamp

Connection element





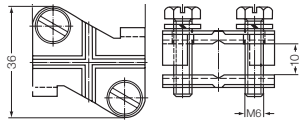

AK 95

Type	For busbar cross-section	Qty.	Order No.
AK 95	15 x 6 mm	10	**0364200000**

The AK 95 connection element is used as a tension clamp for 15 x 6 busbars Connection cross-sections:

e = 6…16 mm²
f = 6…50 mm²
m = 16…50 mm²

Busbars

Cable clamp, uninsulated

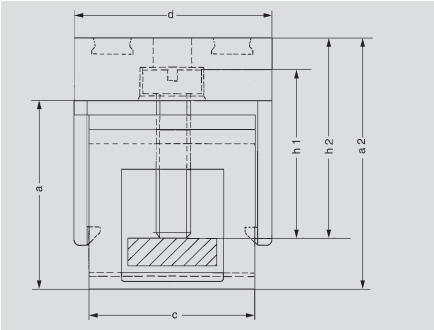

For 10 x 3 mm busbars

ZB / ZBE

Connection cross-section:
Solid 0.5 ... 6.0 mm²
Flexible 0.5 ... 4.0 mm²
Stranded -
Clamping screw M 3
Stripping length 16 mm

Type	Colour	Dimensions [mm] a	width	c	h1	Qty.	Order No.
ZB 4, blank	-	11.7	5.6	16.0	10.0	50	**0316500000**
Insulating cap	blue					50	**0475480000**
Insulating cap	green / yellow					50	**0475460000**

For retrofitting

Connection cross-section:
Solid 1.0 ... 10 mm²
Flexible 1.5 ... 10 mm²
Stranded -
Clamping screw M 4
Stripping length 19 mm

ZBE 6, blank	-	19.5	8.2	19.5	19.0	50	**0459500000**
Insulating cap	blue					50	**0526080000**
Insulating cap	green / yellow					50	**0526060000**

Also for 10 x 5 mm busbar

Connection cross-section:
Solid 1.5 ... 10 mm²
Flexible 2.5 ... 10 mm²
Stranded -
Clamping screw M 4
Stripping length 19 mm

ZB 10, blank	-	19.5	8.2	19.5	19.0	50	**1261300000**

Connection cross-section:
Solid 2.5 ... 16 mm²
Flexible 2.5 ... 16 mm²
Stranded 16 ... 25 mm²
Clamping screw M 4
Stripping length 16 mm

ZB 16, blank	-	17.0	10.0	16.0	17.0	50	**0316600000**
Insulating cap	blue					50	**0502980000**
Insulating cap	green / yellow					50	**0502960000**

Connection cross-section:
Solid -
Flexible 16 ... 35 mm²
Stranded 16 ... 50 mm²
Clamping screw M 6
Stripping length 19 mm

ZB 35, blank	-	21.0	14.4	18.4	20.5	20	**0266500000**
Insulating cap	blue					50	**0502780000**

For 6 x 6 mm busbar

ZB

Connection cross-section:
Solid 0.5 ... 6,0 mm²
Flexible 0.5 ... 4,0 mm²
Stranded -
Clamping screw M 3
Stripping length 16 mm

Type	Colour	Dimensions [mm] a	b	c	h1	Qty.	Order No.
ZB 4/6, blank		14.7	5.6	12.5	10.0	50	**0556700000**

Connection cross-section:
Solid 2.5 ... 16 mm²
Flexible 2.5 ... 16 mm²
Stranded 16 ... 25 mm²
Clamping screw M 4
Stripping length 12 mm

ZB 16/6, blank		19.0	10.0	12.5	17.0	50	**0556800000**

Cable clamp, insulated

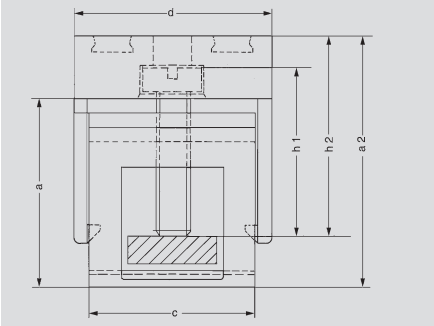

For 10 x 3 mm busbars

ZB / ZBE /ZF

Connection cross-section:
Solid 0.5 ... 6.0 mm²
Flexible 0.5 ... 4.0 mm²
Stranded -
Clamping screw M 3
Stripping length 16 mm

Type	Colour	Dimensions [mm] a2	width	d	h2	Qty.	Order No.
ZB 4 G GN/GE	green/yellow	27.0	7.6	19.7	15.5	50	**0322160000**
ZB 4 G BL	blue	27.0	7.6	19.7	15.5	50	**0322180000**
ZB 4 G SW	black	27.0	7.6	19.7	15.5	50	**0322110000**
ZB 4K GN/GE	grün/gelb	18.5	6.0	19.0	13.0	50	**0475360000**
ZB 4K BL	blue	18.5	6.0	19.0	13.0	50	**0475380000**

For retrofitting



Connection cross-section:
Solid 1.0 ... 10 mm²
Flexible 1.5 ... 10 mm²
Stranded -
Clamping screw M 4
Stripping length 19 mm

ZBE 6K GN/GE	green/yellow	27.0	8.0	22.5	23.0	50	**0525960000**
ZBE 6K BL	blue	27.0	8.0	22.5	23.0	50	**0525980000**
ZBE 6K SW	black	27.0	8.0	22.5	23.0	50	**0525910000**

Connection cross-section:
Solid 2.5 ... 16 mm²
Flexible 2.5 ... 16 mm²
Stranded 16 ... 25 mm²
Clamping screw M 4
Stripping length 16 mm

ZB 16K GN/GE	green/yellow	24.0	10.0	19.2	20.0	50	**0502860000**
ZB 16K BL	blue	24.0	10.0	19.2	20.0	50	**0502880000**

Connection cross-section:
Solid -
Flexible 16 ... 35 mm²
Stranded 16 ... 50 mm²
Clamping screw M 6
Stripping length 19 mm

ZB 35K GN/GE	green/yellow	25.0	14.4	32.0	20.5	20	**0502660000**
ZB 35K BL	blue	25.0	14.4	32.0	20.5	20	**0502680000**
ZB 35K SW	black	25.0	14.4	32.0	20.5	20	**0502610000**

Tension clamp connection

Connection cross-section:
Solid 0.5 ... 4.0 mm²
Flexible 0.5 ... 2.5 mm²
Stranded -
Stripping length 10 mm

ZF 4 S	beige	22.0	6.1	24.5	-	50	**1814680000**
ZF 4 S BL	blue	22.0	6.1	24.5	-	50	**1814660000**
ZF 4 S GN/GE	green/yellow	22.0	6.1	24.5	-	50	**1814670000**

For 6 x 6 mm busbar

ZB

Connection cross-section:
Solid 0.5 ... 6.0 mm²
Flexible 0.5 ... 4.0 mm²
Stranded -
Clamping screw M 3
Stripping length 16 mm

Type	Colour	Dimensions [mm] a2	b	d	h2	Qty.	Order No.
ZB 4/6K GN/GE	green/yellow	21.2	6.0	25.0	14.0	50	**0565460000**
ZB 4/6K BL	blue	21.2	6.0	25.0	14.0	50	**0565480000**

Connection cross-section:
Solid 2.5 ... 16 mm²
Flexible 2.5 ... 16 mm²
Stranded 16 ... 25 mm²
Clamping screw M 4
Stripping length 12 mm

ZB 16/6K GN/GE	green/yellow	26.0	9.7	25.0	20.0	50	**0569660000**

Terminal rail systems

Both active and passive components and intelligent modules are mounted on terminal rails – a method which has proven its orth over the years. But it is only after the use of certain consumables – which are frequently not taken into consideration – that electrical installation is finally completed. In this chapter, users will find a range of terminal rails and profile rails for component installation together with end brackets for holding and isolating the components. This guarantees firm installation and isolation. Weidmüller supplies components which show perfect functional compatibility.

Terminal rails are made of either steel, stainless steel, aluminium, copper or plastic, depending on the area of application.

Stainless steel

Stainless steel is a collective noun for all kinds of steel (alloys) which are smelted in a special process and have a high degree of purity. Stainless steel has much-enhanced resistance to corrosion. Weidmüller's stainless steel terminal rails have the following composition: X5 CrNi 18-10 stainless steel (i.e. ~ 18 % chromium, ~ 10 % nickel).

Aluminium

Aluminium is second only to copper in its electrical conductivity. One advantage is its light weight. Aluminium oxidises quickly in air; thus passivated, it offers excellent corrosion protection.

Copper

Copper, a heavy metal, has the best electrical conductivity of all metals used. As it is a soft metal, Weidmüller's terminal rails are 2.3 mm thick.

Plastic

The plastic terminal rail scores on two counts: firstly, its insulating properties, and secondly, its low weight. This leads to its use in special applications where, for example, clearance and creepage distances with respect to the mounting plate cannot be achieved with the standard terminal rails.

Steel

Weidmüller started developing RoHS-compliant surfaces at a very early stage to meet the requirements of EU directives. This commitment is now paying off because Weidmüller products comply with the statutory instruments at an early date and provide you, the customer, with the customary, high Weidmüller quality. All the yellow-passivated surfaces so well known to users will in future be replaced by terminal rails with the new **WIN-Q** surface finish. This name stands for the Weidmüller quality, in other words excellent surface protection and, at the same time, excellent electrical properties.

A terminal rail can also be used as a protective conductor busbar. Weidmüller PE / earth terminals in the W-Series, Z-Series, I-Series, SAK- and AKZ-Series comply with requirements stipulated in IEC 60 947-7-2. According to VDE 0100 part 540, for conductors with cross-sectional areas exceeding 10 mm^2, both protective and neutral conductors may be grouped together as a single category of conductors designated PEN.

If a terminal rail is used as a PEN busbar, the following criteria must be observed:

- Only E-Cu or aluminium profiles are allowed
- Short-circuit currents and thermal rated currents must be taken into account
- The terminal rails are to be insulated as a contribution to protective insulation

All unperforated terminal rails can be provided with fixing holes (state dimensions h and l2).
Possible diameters are 3.5 / 5.6 / 5.5 / 7 mm.

All unperforated steel rails can also be supplied with welded on steel studs (state dimension a and required studs).

TS 15

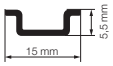

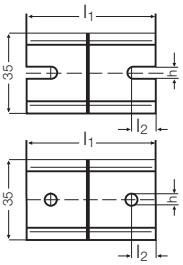

TS 32

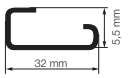

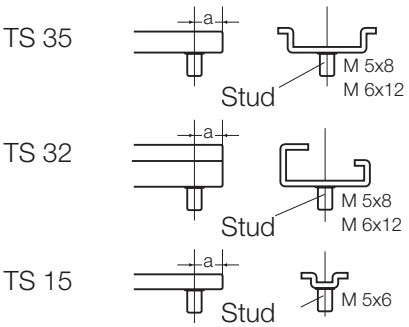

TS 35 x 7.5

TS 35 x 15

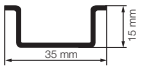

Terminal rails

TS 15 terminal rail

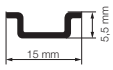

TS 15 x 5

Unperforated



Aluminium	Short-circuit strength	Material thickness	Length	Qty.	Order No.
TS 15x5 2M/AL/BK	16 mm²	1 mm	2 m	10 m	**0134700000**
(max. permissible rated current for PEN function = 76 A)					
Steel, galvanised and passivated					
TS 15x5 2M/ST/ZN	10 mm²	1 mm	2 m	2 m	**0514200000**

With slotted hole

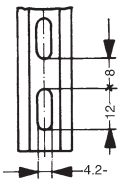



Aluminium	Short-circuit strength	Material thickness	Length	Qty.	Order No.
TS 15x5/LL 2M/AL/BK	16 mm²	1 mm	2 m	2 m	**0217900000**
(max. permissible rated current for PEN function = 76 A)					
Steel, galvanised and passivated					
TS 15x5/LL 2M/ST/ZN	10 mm²	1 mm	2 m	2 m	**0117500000**
TS 15x5/LL 1M/ST/ZN	10 mm²	1 mm	1 m	10 m	**0117510000**

TS 32 terminal rail

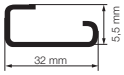

TS 32 x 15

Unperforated

Aluminium	Short-circuit strength	Material thickness	Length	Qty.	Order No.
TS 32X15 2M/AL/BK	70 mm²	1.5 mm	2 m	2 m	**0169300000**
(max. permissible rated current for PEN function = 192 A)					
Steel, galvanised and passivated					
TS 32X15 2M/ST/ZN	35 mm²	1.5 mm	2 m	2 m	**0122800000**
Copper					
TS 32X16.2 2M/CU/BK	120 mm²	2.1 mm	2 m	2 m	**0364300000**
(max. permissible rated current for PEN function = 269 A)					
Stainless steel					
TS 32X15 2M/CRN	35 mm²	1.5 mm	2 m	2 m	**0293220000**

With slotted hole

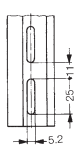

Steel, galvanised and passivated	Short-circuit strength	Material thickness	Length	Qty.	Order No.
TS 32X15/LL 2M/ST/ZN	35 mm²	1.5 mm	2 m	2 m	**0514400000**

TS 35 x 7,5 terminal rail

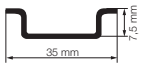

TS 35 x 7.5

Unperforated

Aluminium	Short-circuit strength	Material thickness	Length	Qty.	Order No.
TS 35X7.5 2M/AL/BK	35 mm²	1 mm	2 m	2 m	**0330800000**
(max. permissible rated current for PEN function = 125 A)					
Steel, galvanised and passivated					
TS 35X7.5 2M/ST/ZN	16 mm²	1 mm	2 m	2 m	**0383400000**
TS 35X7.5 1M/ST/ZN	16 mm²	1 mm	1 m	10 m	**0383410000**
Stainless steel					
TS 35X7.5 2M/CRN	16 mm²	1 mm	2 m	2 m	**1747350000**

With slotted hole

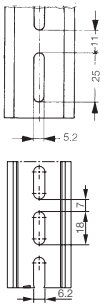

Steel, galvanised and passivated	Short-circuit strength	Material thickness	Length	Qty.	Order No.
TS 35X7.5/LL 2M/ST/ZN	16 mm²	1 mm	2 m	2 m	**0514500000**
TS 35X7.5/LL 1M/ST/ZN	16 mm²	1 mm	1 m	10 m	**0514510000**
TS 35X7.5/LL/6 2M/ST/ZN	16 mm²	1 mm	2 m	2 m	**0514570000**

TS 35 x 15 terminal rail

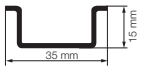

TS 35 x 15

Unperforated

Copper	Short-circuit strength	Material thickness	Length	Qty.	Order No.
TS 35X15/2.3 2M/CU/BK	150 mm²	2.3 mm	2 m	2 m	**0270100000**
(max. permissible rated current for PEN function = 309 A)					
Steel, galvanised and passivated					
TS 35X15/2.3 2M/ST/ZN	50 mm²	2.3 mm	2 m	2 m	**0498000000**
Aluminium					
TS 35X15/2.3 2M/AL/BK	70 mm²	2.3 mm	2 m	2 m	**1848290000**
(max. permissible rated current for PEN function = 192 A)					

Unperforated



Steel, galvanised and passivated	Short-circuit strength	Material thickness	Length	Qty.	Order No.
TS 35X15 2M/ST/ZN	25 mm²	1.5 mm	2 m	2 m	**0236400000**

With slotted hole

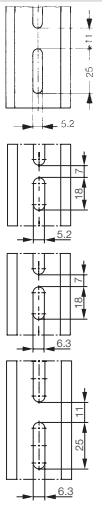

Steel, galvanised and passivated	Short-circuit strength	Material thickness	Length	Qty.	Order No.
TS 35X15/LL 2M/ST/ZN	25 mm²	1.5 mm	2 m	2 m	**0236500000**
TS 35X15/LL 1M/ST/ZN	25 mm²	1.5 mm	1 m	10 m	**0236510000**
TS 35X15LL/5 2M/ST/ZN	25 mm²	1.5 mm	2 m	2 m	**1837380000**
TS 35X15/LL/6x18 2M/ST/ZN	25 mm²	1.5 mm	2 m	2 m	**1805980000**
TS 35X15/LL/6x25 2M/ST/ZN	25 mm²	1.5 mm	2 m	2 m	**1866290000**

Terminal rails

TS 35 x 15 terminal rail

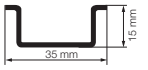

Unperforated

TSK 35 x 15

Plastic PVC RAL 7035	Length	Qty.	Order No.
TSK 35X15 2M PVC/GR	2 m	2 m	**0514300000**

End brackets

For TS 15 terminal rail

EW 15

EW 15/2

ZEW 15

Polyamide 66, screw-in	Colour	Torque	Qty.	Order No.
EWK AKA 2.5	beige	0.4 Nm	50	**0348660000**
EW 15	beige	0.4 Nm	50	**0382860000**
Polyamide with fibreglass, screw-in				
EW 15/2	dark beige	0.4 Nm	50	**1071900000**
Polyamide 66, screwless				
ZEW 15	beige		20	**7920340000**

For terminal rail TS 32

EWK 1



EWK 1 ALT



EWK 2

Polyamide 66, screw-in	Colour	Torque	Qty.	Order No.
EWK 2	beige	1.2 Nm	50	**0199360000**
EWK 1 TS 32 M4X18	beige	1.2 Nm	50	**0206160000**
EWK 1 ALT	beige	0.6 Nm	50	**0495160000**
Polyamide with fibreglass, screw-in				
WEW 32/1	dark beige	0.5 Nm	50	**1067600000**

For terminal rail TS 35

EW 35



WEW 35/1



WEW 35/2



ZEW 35/2

Polyamide 66, screw-in	Colour	Torque	Qty.	Order No.
EW 35	beige	0.5 Nm	50	**0383560000**
EW 35 GR	grey	0.5 Nm	50	**0383530000**
Polyamide with fibreglass, screw-in				
WEW 35/1	dark beige	1.2 Nm	50	**1071900000**
WEW-35/2	dark beige	0.5 Nm	100	**1061200000**
Polyamide 66, screwless				
ZEW (6 mm)	beige		20	**9540000000**
ZEW 35/2 (8 mm)	beige		20	**8630740000**

Terminal rails

Terminal rail supports / Mounting feet

Terminal rail supports

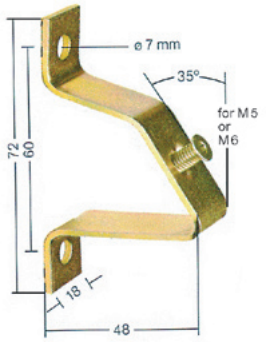

TSTW 6/M6

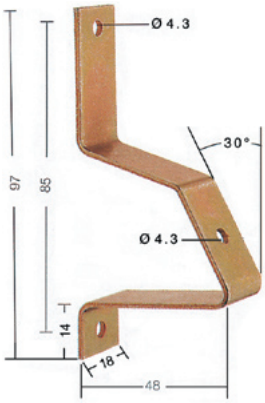

TSTW D 4.3

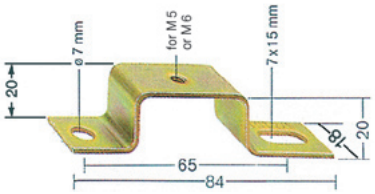

TST

	Thread	Qty.	Order No.
TSTW 5/M5	M5	10	**0178100000**
TSTW 5/M5 galvanised	M6	10	**1779100000**
TSTW 6/M6	M5	10	**0164000000**
TSTW D 4.3	Hole ø 4.3 mm	10	**1610110000**

Terminal rail supports of type **TSTW** are used for angled fixing of terminal rails at an angle of 35°.

TST 2/M5	M5	10	**1286600000**
TST 2/M6	M6	10	**0101700000**

The **TST** terminal rail support is used for assembly of terminal rails in a frame or over a cut-out

Fixing screws			
FKSC M5x8 Ø9		50	**0295900000**
FKSC M6x8 Ø9		50	**0642600000**
FKSC M6x12 Ø9		50	**0353500000**

Weidmüller supplies fixing screws with hexagonal sockets and a very low head for the terminal rail supports so that the terminals can also be fitted over the screw.

Terminal rail supports / Mounting feet

Mounting feet

FM

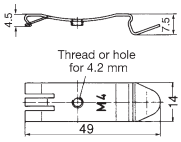

Clip-on foot, steel for TS 35	Thread	Qty.	Order No.
FM 4	M4	40	**0687900000**
FM 5	M5	40	**0636800000**
FM 6	M6	40	**0636900000**
FM 4.2	Hole ø 4.2 mm	40	**1724580000**

MOFU 35/LO/1

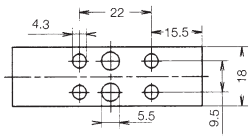

MOFU 35

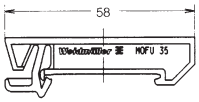

Mounting foot, PA orange for TS 35			
MOFU 35/LO/1	with holes	20	**0646260000**
MOFU 35		20	**0495660000**

MB



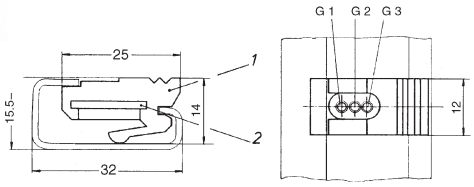

Sliding nut for TS 32		Colour		
MB M3/M5	M3 und M5	creme	20	**0503500000**
MB M5/M3	M5 und M3	black	20	**0553400000**
MB M6/M4	M6 und M4	grey	20	**0334900000**

The sliding nut for the RS 32 terminal rail has two threaded holes for screws M3 + M5 / M6 + M4 / M5 + M3. It is used to fasten components which cannot be slotted directly onto the TS 32, in particular the smaller TS 15 top hat rail. This enables, for example, mini-terminals to be snapped onto the TS 15 first, and this rail is then fastened together with the terminals to the TS 32 using the sliding nut.

Accessories

Accessories

Accessories

Overview I.2

Visual separation – side covers I.4

Colour coding options I.6

Potential distribution I.8

Testing/Checking I.14

Protective covers I.16

Accessories for modular disconnect test terminals I.20

The extra functions

Weidmüller can supply an extensive range of accessories for users of the SAK series of modular terminals. These help to provide the right solution for all manner of tasks, even those outside the scope of standard functions.
And of course, the accessories have to satisfy the same high standards of quality as the modular terminals themselves.



Visual separation – side covers

Page I.4

To guarantee protection against fingers coming into contact with live parts when working with modular terminals, open sides are blocked off with end cover plates and partition plates.
But in addition, end cover plates and partition plates are available in various colours and so can be used to create a visual distinction between different circuits.

Colour coding options

Page I.6

Another helpful feature of the accessories for modular terminals with screw connections are the different colours available.

Potential distribution

Page I.8

Some 60% of all modular terminals are cross-connected. Weidmüller can supply a wide range of solutions.

Testing / Checking

Page I.14



Weidmüller test plugs and sockets guarantee that the necessary tests can be carried out on the installation.

Protective covers

Page I.16

Electrical installations must be safe at all times. Therefore, Weidmüller can supply a large range of protective cover strips and plates, plus labelling systems.

Accessories for modular disconnect test terminals

Page I.20



Special applications call for special solutions.

End cover plates



Apart from a few exceptions, the last terminal of a terminal strip must be covered with an AP end cover plate. And end cover plates are also required within a terminal strip containing terminals of different sizes.
The overall dimensions of the end cover plates match the sizes of the associated terminals. The end cover plate is held in place by an end bracket.

AP end cover plates

Type		Order No.	for terminal type:
AP		**0150960000**	SAKD 2.5 N
AP 2.5	KrG	**0279520000**	SAK 2.5 and TT
AP 2.5	KrS	**0279530000**	SAK 2.5 L and LL
AP	KrG	**0117920000**	SAK 4, 6 N, 10, SAKC 4, NT 2, SLK 1, SAK 4 S and SS
AP 16	KrG	**0271120000**	SAK 16
AP 16	PA	**0271160000**	
AP 35	KrG	**0303620000**	SAK 35, 35 N
AP 35	PA	**0303660000**	
AP 70	KrG	**0340920000**	SAK 70
AP 70	PA	**0340960000**	
AP 95	KrG	**0550920000**	SAK 95
AP 2.5	KrG	**0309220000**	SAK 2.5 L
AP	PA	**0438560000**	DK 4/380 Q
AP	KrG	**0266420000**	AST 1, 5 and 5 T
AP	KrG	**0298120000**	AST 3 and 4
AP	PA	**0582560000**	AST 6, TOP 2.5
AP	PA	**0483460000**	TOP 4 SF / FF
AP	KrG	**0294420000**	AKZ 4
AP	PA	**0294460000**	AKZ 4 S and SS, AKZ 4, AKZ 4 L and LL, AKZ 4 T
AP	KrG	**0146720000**	SAKT 1, SAKC 10, SAKB 10, SAKS 7
AP	KrG	**0329120000**	SAKT 2
AP	PA	**0211360000**	SAKR, SAKR-L, SAKR-D
AP	KrG	**0134220000**	SAKA 10
AP	KrG	**0191320000**	SAKS 1 and 3
AP	PA	**0340560000**	AKZ 1.5, AKZ 1.5 T
AP	PA	**0329660000**	AKZ 1.5 W
AP	KrS	**0131730000**	SAKH 6 - 10

End clamp plates

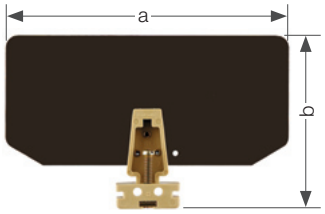

Dimensions (mm)

EP end clamp plates for SAKG

Material	Thickness	a	b	Order No.	for terminal type:
for mounting on TS 32					
HP	2	120	75.5	**0205100000**	SAKG 28, 32 II, 70
HP T*	2	120	75.5	**0205200000**	
HP	2	160	90.5	**0205300000**	SAKG 32 I + III,
HP T*	2	160	90.5	**0205400000**	40, 46, 54
for mounting on TS 35					
HP	2	120	75.5	**0180500000**	SAKG 32 II, 70
HP T*	2	120	75.5	**0180600000**	
HP	2	160	90.5	**0180700000**	SAKG 32 I + III,
HP T*	2	160	90.5	**0180800000**	40, 46, 54

T* = suitable for tropical applications

End clamp plates

End clamp plate with mounting bracket EP ... /32

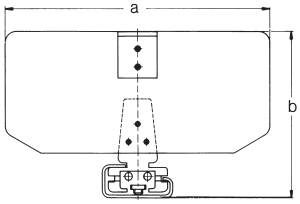

End clamp plate with mounting bracket EP ... /35

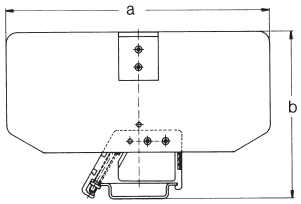

EP end clamp plates

Type	a	b	Order No.	for terminal type:
EP 1	120	75.5	**0271800000**	SAKG 28 and SAKG 70
EP 2	160	90.5	**0271900000**	SAKG 32, 40, 46 and 54
EP 1/35	120	76.5	**1381600000**	SAKG 32 and SAKG 70
EP 2/35	160	91.5	**0182000000**	SAKG 32, 40, 46 and 54

Strain relief clip

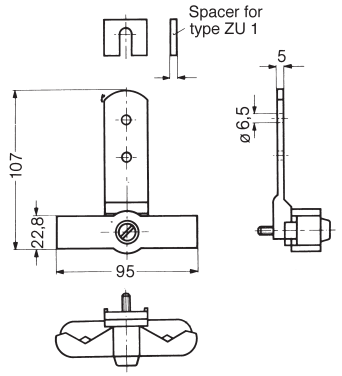

Strain relief clip for gripping cables up to 30 mm dia. Attach the strain relief clip between TS and mounting surface using the TS fixing screw. Fit the spacer to suit with the second fixing screw.

ZU 1

Material	Qty.	Order No.
ZU 1	2	**0240600000**

End cover plates

Protection against contact with live parts
Apart from a few exceptions, the last terminal of a terminal strip must be covered with an AP end cover plate. And end cover plates are also required within a terminal strip containing terminals of different sizes.
This guarantees protection against contact with live parts. The modular terminals are finger-touch safe (to DIN VDE 0106-100).

Visual separation
Coloured end cover plates are frequently used to create a visual distinction between different circuits

Guaranteeing the operating voltage
End cover plates can also be used to maintain the necessary clearance and creepage values and thus guarantee the operating voltage for the application. For example, if cross-connection sets are positioned directly adjacent one another.

Matching profiles
The overall dimensions of the end cover plates match the sizes of the associated terminals.

Installation
Spigots on the end cover plate enable it to be simply clipped into the corresponding modular terminal. The matching holes in the modular terminal ensure that the end cover plate is positioned exactly to match the profile of the terminal.



Visual separation – side covers

Type	Colour	Qty.	Order No.
AP SAK4-10 DB	dark beige	20	**0105100000**
AP SAK4-10 OR	orange	20	**0105160000**
AP ASK1 OR	orange	20	**0105360000**
AP DKT4 PA	beige	20	**0687560000**
AP AKZ2.5K	beige	50	**0697260000**
AP AKZ2.5	beige	50	**0697360000**
AP DKIT4	beige	20	**0635060000**
AP SAK4-10 RT	red	20	**0117900000**
AP SAK4-10 KRG/BL	blue	20	**0117970000**
AP SAK4-10 BL	blue	20	**0117980000**
AP SAKH 4EX	black	20	**0408730000**
AP SAKH6-10 EP/SW	black	20	**0131700000**
AP DUSA4/35	beige	20	**0401360000**
AP SAKB/C/T BE	beige	20	**0146760000**
AP SAKD2.5N BL	blue	20	**0150980000**
AP AKA2.5 KRG/BL	blue	50	**0162570000**
AP SAK4-10 KRG/DB	dark beige	20	**0177600000**
AP SAKS1+3 KRG/DB	dark beige	20	**0191300000**
AP SAKR BE	beige	20	**0211360000**
AP 70 SAK70 KRG	dark beige	10	**0340920000**
AP SAKR BL	blue	20	**0211380000**
AP AKZ1.5	beige	50	**0340560000**
AP SAK70/35	beige	10	**0340960000**
AP AST1+5 DB	dark beige	20	**0266400000**
AP ASK1	beige	20	**0380360000**
AP SAK16 BL	blue	20	**0271180000**
AP DK4	beige	20	**0359260000**
AP SAK2.5 GE	yellow	20	**0279500000**
AP SAK2.5 OR	orange	20	**0279540000**
AP SAK2.5 KRG BL	blue	20	**0279570000**
AP SAK2.5 BL	blue	20	**0279580000**
AP AKZ4 BL	blue	20	**0294480000**
AP SAK95 KRG	blue	10	**0550920000**
AP DSK1.5	beige	20	**0532960000**
AP SAK35 KRG/BL	blue	10	**0303670000**
AP DK4S	beige	20	**0631360000**
AP SAK35/TW SAK16 BL	blue	10	**0303680000**
AP SAK2.5L KRG BL	blue	20	**0309270000**
AP ADK1	beige	50	**0476260000**
AP AKZ1.5 BL	blue	50	**0340580000**
AP SAK2.5/35 + AST3+4	beige	20	**0460560000**
AP TOP4SF-FF	beige	20	**0483460000**
AP DK4 BL	blue	20	**0359280000**
AP ASK1 RT	red	20	**0380350000**
AP ASK1 BL	blue	20	**0380380000**
AP DLD2.5/PE	beige	20	**1595960000**
AP VLI1.5/PE	beige	20	**1633320000**
AP VLI1.5	beige	20	**1633260000**
AP MAK2.5	beige	20	**1615280000**
AP DK4Q	beige	20	**1397160000**
AP DLI2.5	beige	20	**1313260000**
AP DLD2.5	beige	20	**1317660000**
AP ST5 PPO/SW	black	10	**0447240000**
AP ST5 PA/BE	beige	10	**0447260000**
AP SAK2.5/35 DB	dark beige	20	**0460490000**
AP TW/SS.../35	beige	10	**1333200000**
AP SAK2.5/35 BL	blue	20	**0460580000**
AP SAKS1+3 KRG	dark beige	20	**0191320000**
AP SAKD2.5N	beige	20	**0150960000**
AP SAKR KRG	dark beige	20	**0211320000**
AP TAL	beige	20	**0212260000**
AP SAKA KRG	dark beige	20	**0134220000**
AP SAK95 KRG/BL	blue	10	**0550970000**
AP SAKH6-10 KRG	dark beige	20	**0131720000**
AP SAKB/C/T KRG	dark beige	20	**0146720000**
AP AKA2.5	beige	100	**0162520000**
AP DK4Q DB	dark beige	20	**0631300000**
AP DK4S BL	blue	20	**0631380000**
AP AKZ4	blue	20	**0294460000**
AP AKZ4 KRG	dark beige	20	**0294420000**
AP SAK35/TW SAK16	beige	10	**0303660000**

Type	Colour	Qty.	Order No.
AP SAK35 KRG	dark beige	10	**0303620000**
AP AKZ2.5 BL	blue	50	**0697380000**
AP RSF2 KRG	dark beige	10	**0301420000**
AP SAK2.5	beige	20	**0279560000**
AP SAK2.5 KRG	dark beige	20	**0279520000**
AP DLD2.5 BL	blue	20	**1317680000**
AP AKZ1.5W	beige	20	**0329660000**
AP SAKT2 KRG	dark beige	20	**0329120000**
AP AST3+4 KRG	dark beige	20	**0298120000**
AP DK4Q BL	blue	20	**1397180000**
AP SAK2.5L KRG	dark beige	20	**0309220000**
AP RSF3	beige	10	**0270460000**
AP RSF1 KRG	dark beige	10	**0270420000**
AP AST1+5 KRG	dark beige	20	**0266420000**
AP AST1+5	beige	20	**0266460000**
AP SAK16 KRG	dark beige	20	**0271120000**
AP SAKT4 KRG	dark beige	20	**0244920000**
AP SAK16	beige	20	**0271160000**
AP SAK4-10	beige	20	**0117960000**
AP SAK4-10 KRG	dark beige	20	**0117920000**
AP SAK4-10 I	beige	20	**0117910000**
AP ASK1 DB	dark beige	20	**1753320000**
AP 100 GR	grey	20	**1773410000**
AP DLI2.5 DB	dark beige	20	**1783550000**
AP DLD2.5/PE DB	dark beige	20	**1783800000**
AP VLI1.5 DB	dark beige	20	**1784150000**
AP VLI1.5/PE DB	dark beige	20	**1784160000**
AP DLD2.5 DB	dark beige	20	**1784210000**
AP 110 GR	grey	10	**1790080000**
AP SAKR BE RS-SET	beige	5	**1820200000**
AP SAK4-10 GR 7042	grey	20	**1853970000**
AP 2 DSG1.5T	beige	1	**2119490000**
AP PPT/35	black	10	**3835120000**
AP RV	beige	1	**4145220000**
AP OSC 10/16	beige	10	**9154850000**
AP OSC 4	beige	10	**9154860000**
AP STA2.5 0.5MM	beige	1	**2012770000**
AP KDKS1 1.5	beige	20	**9503330000**
AP KDKS1 EN	beige	20	**9503340000**
AP KSKM	beige	20	**9509630000**
AP SAK4-10 GE	yellow	1	**2076890000**
AP SAK16 GE	yellow	1	**2076900000**
AP SAK35/TW SAK16 GE	yellow	1	**2076910000**
AP AST3+4/35 GE	yellow	1	**2077060000**
AP AKZ4 GE	yellow	50	**2077070000**
AP SAK2.5/35	beige	1	**2144900000**
AP ATA1	beige	1	**2093550000**
AP SAK4 KRG M.FU	dark beige	20	**0460020000**
AP DK4/380 Q	beige	20	**0438560000**
AP SAKB/C/T BE	beige	1	**4140450000**
AP SAKB/C/T1 DB	dark beige	1	**4173520000**
AP MAK2.5 DB	dark beige	20	**7917000000**
AP SAKK4/10 KER/WS	white	10	**9502630000**
AP KDKS1 1.5 DB	dark beige	20	**9532470000**

Colour coding options

The colours listed here are available as standard. Other types of terminals in custom colours can be supplied on request, provided a minimum quantity is ordered.

Type	Colour	Qty.	Order No.
SAK 2.5 AL BLUE (E)	blue	100	**6253140000**
SAK 2.5 BL	blue	100	**0279680000**
SAK 2.5 BL RS-SET	blue	10	**1817860000**
SAK 2.5 KRG/BL	blue	100	**0279670000**
SAK 2.5 OR	orange	100	**1326360000**
SAK 2.5 SW 1X1	black	100	**0108560000**
SAK 2.5 SW 1X1/KRG	black	100	**0108520000**
SAK 2.5/35 BL	blue	100	**0380480000**
SAK 2.5/35 DBL	blue	100	**1799920000**
SAK 2.5/35 GE	yellow	100	**1821480000**
SAK 2.5/35 KRG/BL	blue	100	**0380470000**
SAK 2.5/35 OR	orange	100	**0380440000**
SAK 2.5/35 RT	red	100	**1799910000**
SAK 2.5/35 SW	black	100	**1799900000**
SAK 2.5/35 SW 1X1	black	100	**0514060000**
SAK 2.5/EN BL	blue	100	**0218680000**
SAK 2.5/EN BR	brown	100	**1858450000**
SAK 2.5/EN SW	black	100	**1858440000**
SAK 2.5/EN WS	white	100	**1858460000**
SAK 2.5/TC AL BL	blue	100	**0107180000**
SAK 2.5/TC CH BL	blue	100	**0107280000**
SAK 35/35 BL	blue	20	**0380780000**
SAK 35/EN BL	blue	20	**1784400000**
SAK 4 BL	blue	100	**0128380000**
SAK 4 BL RS-SET	blue	10	**1817780000**
SAK 4 EP/SW	black	100	**0128300000**
SAK 4 KRG BL	blue	100	**0128370000**
SAK 4 OR	orange	100	**0105060000**
SAK 4 SS/35 6.3 GR	grey	100	**0646930000**
SAK 4/35 BL	blue	100	**0443680000**
SAK 4/35 KRG/BL	blue	100	**0443670000**
SAK 4/35 OR	orange	100	**1323660000**
SAK 4/35/AP GG	green/yellow	100	**0443650000**
SAK 4/EN BL	blue	100	**0467480000**
SAK 4/EN BR	brown	100	**9130990000**
SAK 4/EN GE	yellow	100	**9129930000**
SAK 4/EN GN	green	100	**9129950000**
SAK 4/EN GR	grey	100	**9129960000**
SAK 4/EN GR 7042	grey	100	**1853950000**
SAK 4/EN OR	orange	100	**0467400000**
SAK 4/EN RT	red	100	**9129920000**
SAK 4/EN SW	black	100	**9130980000**
SAK 4/EN WS	white	100	**1773340000**
SAK 6/35 BL	blue	100	**0380580000**
SAK 6/35 GN/GE	yellow	100	**1866850000**
SAK 6/35 KRG/BL	blue	100	**0380570000**
SAK 6/EN BL	blue	100	**0212880000**
SAK 6/EN GE	yellow	100	**1772820000**
SAK 6/EN OR	orange	100	**1772810000**
SAK 6/EN RT	red	100	**0212840000**
SAK 6/EN SW	black	100	**0212810000**
SAK 6/EN WS	white	100	**1773350000**
SAK 6N BL	blue	100	**0193280000**
SAK 10 BL	blue	100	**0110080000**
SAK 10 KRG/BL	blue	100	**0110070000**
SAK 10 OR	orange	100	**0110040000**
SAK 10/35 BL	blue	100	**0443780000**
SAK 10/35 KRG/BL	blue	100	**0443770000**
SAK 10/EN BL	blue	100	**1784410000**
SAK 10/EN GR RAL 7042	grey	100	**1853960000**
SAK 10/EN OR	orange	100	**1772830000**
SAK 10/EN SW	black	100	**1773900000**
SAK 16 BL	blue	50	**0271080000**
SAK 16/35 BL	blue	50	**0380680000**
SAK 16/EN BL	blue	50	**1784390000**
SAK 70 KRG/BL	blue	10	**0340870000**
SAK 95/35 KRG/BL	blue	10	**0662270000**
SAKC 4/2STB7 BL	blue	100	**0340670000**
SAKD 2.5/35 BL	blue	100	**0268880000**
SAKD 2.5N BL	blue	100	**0215580000**
SAKH 6 EP/SW	black	50	**0126600000**

Type	Colour	Qty.	Order No.
SAKH 10 EP/SW	black	50	**0126700000**
SAKH 35 EP/SW	black	20	**1596240000**
SAKR 2STB BL	blue	100	**0412280000**
SAKR BL	blue	100	**0412180000**
SAKR OR	orange	100	**1461960000**
SAKR/35 2STB BL	blue	100	**0183380000**
SAKR/35 BL	blue	100	**0172180000**
SAKR/35 WS	white	100	**0172190000**

Cross-connection systems

Cross-connections across more than 10 modular terminals
The SAKD 2.5 N, SAK 2.5, SAK 4 and SAK 6 N terminals include the option of setting up a cross-connection with more than 10 poles, e.g. 20-pole:
2 No. Q 10 + 1 No. QL 2.
The end fixing screws are removed from the Q 10 links by unscrewing them from the VH sleeves. The QL 2 is positioned between these and the two fixing screws screwed into their VH sleeves again. This arrangement allows 20 poles to be crossconnected.

Q pre-assembled cross-connectors
The pre-assembled cross-connector has the appropriate number of cross-connection links, cross-connection sleeves and fixing screws to match the number of poles required already installed in a captive arrangement. Such pre-assembled cross-connectors merely have to be inserted into the appropriate terminals during installation. These crossconnectors can be supplied in 2-, 3-, 4- and 10-pole versions.

QL cross-connection links
Cross-connection links are used to provide cross-connections with equal potential across several modular terminals. The cross-connection links are made from copper or brass with an electroplated tin coating, and can be supplied in lengths to suit 2, 3, 4 and 10 poles, to match the respective terminal width. The electrical connection between the cross-connection link and the busbar of the modular terminal is by way of a connecting sleeve.

BS fixing screws
A steel fixing screw is used to connect the cross-connection link to the connecting sleeve on the busbar under a modular terminal. It is the purpose of the steel screw to provide a secure mechanical fixing between the cross-connection and the busbar. Two types of screw are used: form A has a full-length thread, and form B has a plain shaft below the head with a captive washer.

VH connecting sleeves
The length of the connecting sleeve is matched to the size of the terminal. The sleeves are made from tin-coated copper or brass. One connecting sleeve must be used for every terminal to be cross-connected.

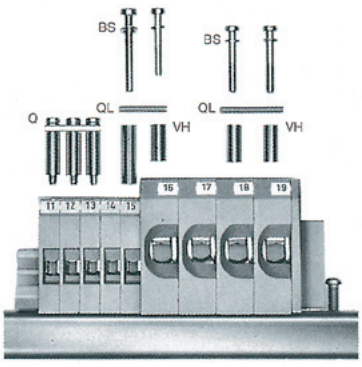

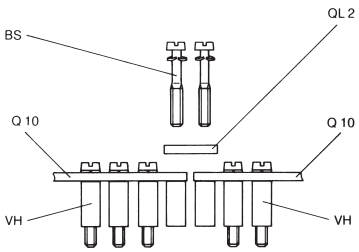

Cross-connection systems

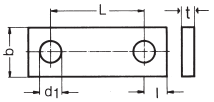

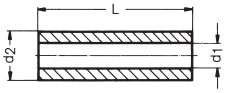

Form

	Q			QL							VH					BS		
	Rated current of modular terminals	Pre-assembled cross-connection		Cross-connection links						Conti-nuous current rating of cross-connection	Connecting sleeves without thread					Fixing screws		
		Type		Type		Dimensions						Type					Size		
Type	A	Poles	Order No.	Poles	Order No.	b	t	L	d1	l		Length	Order No.	L	d2	d1	Order No.	Form	M
SAK 2.5	24 A	Q 2	**0370000000**	QL 2	**0155900000**	6	0.6	6	3.4	2.4	32 A	VH 8	**0266700000**	8	4.9	3.2	**0359000000**	B	3 x15
		Q 3	**3710000000**	QL 3	**0156000000**						32 A								
		Q 4	**3720000000**	QL 4	**0156100000**						32 A								
		Q 10	**0368700000**	QL 10	**0338100000**						32 A								
SAK 4	32 A	Q 2	**0336700000**	QL 2	**0130600000**	6	0.6	6.5	3.4	2.5	41 A	VH 13.5	**0248500000**	13.5	5	3.2	**0303000000**	B	3x20
		Q 3	**0336800000**	QL 3	**0130700000**						41 A								
		Q 4	**0336900000**	QL 4	**0130800000**						41 A								
		Q 10	**0368800000**	QL 10	**0338200000**						36 A								
SAK 6 N	41 A	Q 2	**0456700000**	QL 2	**0194300000**	6	1	8	3.4	3	41 A	VH 12	**0249000000**	12	5	3.2	**0303000000**	B	3x20
		Q 3	**0456800000**	QL 3	**0194400000**						41 A								
		Q 4	**0456900000**	QL 4	**0194500000**						41 A								
		Q 10	**0457000000**	QL 10	**0338300000**						41 A								
SAK 10	57 A	Q 2	**0457100000**	QL 2	**0470300000**	6	2	10	3.4	3.5	57 A	VH 12	**0249000000**	12	5	3.2	**0303000000**	B	3x20
		Q 3	**0457200000**	QL 3	**0470400000**						57 A								
		Q 4	**0457300000**	QL 4	**0470500000**						57 A								
		Q 10	**0457400000**	QL 10	**0470600000**						57 A								
SAK 16	76 A	Q 2	**0457500000**	QL 2	**0470700000**	6	2	12	3.4	4	76 A	VH 12	**0249000000**	12	5	3.2	**0303000000**	B	3x20
		Q 3	**0457600000**	QL 3	**0470800000**						76 A								
		Q 4	**0457700000**	QL 4	**0470900000**						76 A								
		Q 10	**0457800000**	QL 10	**0471000000**						76 A								
SAK 35 N	125 A			QL 2	**0564900000**	8	3	16	4.5	5	99 A	VH 17	**0267000000**	17	8	5	**0267100000**	A	4x30
				QL 3	**0565000000**						99 A								
				QL 4	**0565100000**						99 A								
				QL 10	**0565200000**						99 A								
SAK 35	125 A			QL 2	**0123600000**	8	3	18	4.5	5	99 A	VH 17	**0267000000**	17	8	5	**0267100000**	A	4x30
				QL 3	**0123700000**						99 A								
				QL 4	**0123800000**						99 A								
				QL 10	**0338600000**						99 A								
SAK 70	192 A			QL 2	**0345300000**	14	4	22	5.5	7	180 A	VH 30.5	**0345500000**	30.5	11	5.5	**0345600000**	A	5x45
				QL 3	**0167000000**						180 A								
SAK 95	232 A			QL 2	**0551200000**	14	4	28	6	7	180 A	VH 35	**0551100000**	35	11	5.5	**0630200000**	B	5x50
				QL 3	**0407600000**						180 A								
				QL 4	**0407700000**						180 A								
SAKS 1	6,3 A			QL 2	**0191400000**	6	2	12.9	3.4	3	47 A						**0346200000**	B	3 x 6
SAKS 3	10 A			QL 3	**0191500000**						47 A								
SAKS 6	10 A			QL 4	**0191600000**						47 A								
SAKS 7	10 A			QL 10	**0338800000**						36 A								
SAKS 4	16 A			QL 2	**0328000000**	10	4	24	4.8	5	47 A						**0199700000**	A	3 x 7
				QL 3	**0328100000**						47 A						**0103300000**	A	4 x 9
				QL 4	**0328200000**						47 A								
				QL 10	**0339000000**						36 A								
SAKS 2	10 A			QL 2	**0207800000**	10	4	27.6	4.8	6.5	47 A						**0103300000**	A	4 x 9
SAKS 5	63 A			QL 3	**0207900000**						47 A								
				QL 4	**0208000000**						47 A								
				QL 10	**0338900000**						36 A								
DK 4 Q	41 A	Q 2	**0336400000**	QL 2	**0297200000**	4	0.8	6.1	2.8	2.5	32 A	VH 5	**0296800000**	5	4	2.7	**0400100000**	B	2.5x11
DKB 4 Q/10	41 A	Q 3	**0336500000**	QL 3	**0297300000**						32 A								

Cross-connection systems

Cross-connections between terminals of different sizes to increase the cross-section

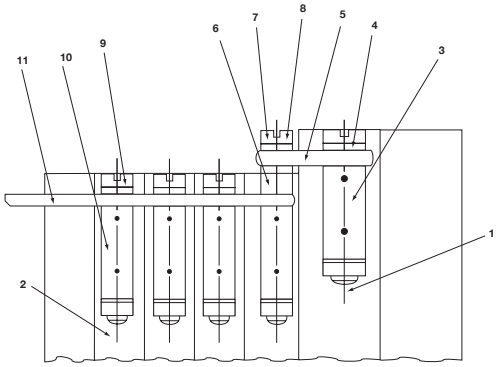

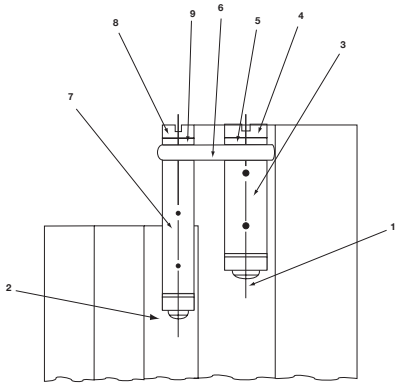

Terminal		Position	Type	Order No.	Current
from SAK 16	–	1	–	**–**	–
	sleeve	3	VH 12	**0249000000**	–
	screw	4	BS M 3 x 20	**0303000000**	–
to SAK 6 N	–	2	–	**–**	–
	cross-connection link	5	QL 2	**0470300000**	–
	sleeve	6	VH 4,5	**0303200000**	–
	screw	7	BS M 3 x 25	**0292500000**	–
	washer	8	SS M 3	**0164400000**	–
	screw	9	BS M 3 x 20	**0303000000**	–
	sleeve	10	VH 12	**0249000000**	–
	cross-connection link	11	QL 2	**0194300000**	47 A
	cross-connection link	11	QL 3	**0194400000**	47 A
	cross-connection link	11	QL 4	**0194500000**	47 A
	cross-connection link	11	QL 10	**0338300000**	36 A
to SAK 2.5	–	2	–	**–**	–
	cross-connection link	5	QL 2	**0470300000**	–
	sleeve	6	VH 12	**0249000000**	–
	screw	7	BS M 3 x 30	**0296200000**	–
	retaining screw	8	SS M 3	**0164400000**	–
	screw	9	BS M 3 x 15	**0359000000**	–
	sleeve	3	VH 12.5	**0308000000**	–
	sleeve	3	VH 8	**0266700000**	–
	cross-connection link	11	QL 2	**0155900000**	27 A
	cross-connection link	11	QL 3	**0156000000**	27 A
	cross-connection link	11	QL 4	**0156100000**	27 A
	cross-connection link	11	QL 10	**0338100000**	27 A
from SAK 10	–	1	–	**–**	–
	screw	4	BS M 3 x 20	**0303000000**	–
to SAK 4	–	2	–	**–**	–
	sleeve	3	VH 13.5	**0248500000**	–
	cross-connection link	5	QL 2	**1443000000**	–
	screw	7	BS M 3 x 20	**0303000000**	–
	screw	9	BS M 3 x 20	**0303000000**	–
	sleeve	10	VH 13.5	**0248500000**	–
	cross-connection link	11	QL 2	**0130600000**	36 A
	cross-connection link	11	QL 3	**0130070000**	36 A
	cross-connection link	11	QL 4	**0130800000**	36 A
	cross-connection link	11	QL 10	**0338200000**	36 A
to SAK 2.5	–	2	–	**–**	–
	cross-connection link	5	QL 2	**0193400000**	36 A
	sleeve	1	VH 13	**0304000000**	–
	screw	4 + 7	BS M 3 x 20	**0303000000**	–
	screw	9	BS M 3 x 15	**0359000000**	–
	sleeve	10	VH 8	**0266700000**	–
	cross-connection link	11	QL 2	**0155900000**	27 A
	cross-connection link	11	QL 3	**0156000000**	27 A
	cross-connection link	11	QL 4	**0156100000**	27 A
	cross-connection link	11	QL 10	**0338100000**	27 A
	sleeve	3	VH 13	**0304000000**	–
	sleeve	3	VH 6.5	**0286400000**	

Terminal		Position	Type	Order No.	Current
von SAK 35	–	1	–	**–**	–
	sleeve	3	VH 17	**0267000000**	–
	screw	4	BS M 4 x 30	**0267100000**	–
	washer	5	SS M 4	**0136400000**	–
zu SAK 10 N	–	2	–	**–**	–
	cross-connection link	5	QL 2	**0207400000**	47 A
	sleeve	6	VH 4,5	**0303200000**	–
	screw	8	BS M 3 x 35	**0309800000**	–
	washer	9	SS M 3	**0164400000**	–
zu SAK 6 N	–	2	–	**–**	–
	cross-connection link	6	QL 2	**0207400000**	47 A
	sleeve	7	VH 27	**0309400000**	–
	screw	8	BS M 3 x 35	**0309800000**	–
	retaining screw	9	SS M 3	**0164400000**	–
von SAK 35 N	–	1	–	**–**	–
	sleeve	3	VH 17	**0267000000**	–
	screw	4	BS M 4 x 30	**0267100000**	–
	retaining screw	5	SS M 4	**0136400000**	–
zu SAK 10	–	2	–	**–**	–
	cross-connection link	6	QL 2	**0207400000**	47 A
	sleeve	7	VH 27	**0309400000**	–
	screw	8	BS M 3 x 35	**0309800000**	–
	retaining screw	9	SS M 3	**0164400000**	–
zu SAK6 N	–	2	–	**–**	–
	cross-connection link	6	QL 2	**0135500000**	47 A
	sleeve	7	VH 27	**0309400000**	–
	screw	8	BS M 3 x 35	**0309800000**	–
	retaining screw	9	SS M 3	**0164400000**	–
von SAK 10	–	1	–	**–**	–
	sleeve	3	VH 12.5	**0300800000**	
	screw	4	BS M 3 x 20	**0303000000**	–
	retaining screw	5	SS M 3	included	–
zu SAK 35 N	–	1	–	**–**	–
	sleeve	3	VH 13	**0304000000**	–
	screw	4	BS M 3 x 20	**0303000000**	–
	washer	5	SS M 3	included	–
zu SAK 2.5	–	2	–	**–**	–
	cross-connection link	6	QL 2	**0130600000**	27 A
	sleeve	7	VH 16	**0309700000**	–
	screw	8	BS M 3 x 20	**0303000000**	–
	retaining screw	9	SS M 3	included	–

Screw-in cross-connectors (Q)

In this type of cross-connection the cross-connection link, connecting sleeves and fixing screws are pre-assembled in a captive arrangement. However, all the individual parts are also available separately on request. During installation, these pre-assembled cross-connectors are simply inserted into the cross-connection slot in the middle of the terminal and screwed tight. Any number of poles can be achieved by linking two cross-connections. For example, a 20-pole cross-connection by joining together two 10-pole cross-connections with the cross-connection link of a 2-pole cross-connection (see figure below)..

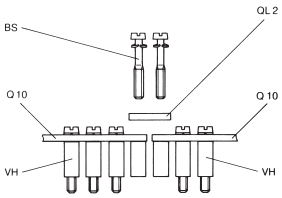

Q ... AKZ 4SS

Technical specification	
continuous current, 2-pole/multi-pole	A
thread size	
tightening torque	Nm

Ordering data	
2-pole	
3-pole	
4-pole	
10-pole	
24-pole	

32 / 32	
M 2.5	
0.4 ... 0.6	

Type	Qty.	Order No.
Q...2 AKZ 4SS		0369000000
Q...3 AKZ 4SS		0369100000
Q...4 AKZ 4SS		0369200000
Q...10 AKZ 4SS		0369300000

for terminal
AKZ 4SS

Q ... DLI 2.5

24 / 24	
M 2.5	
0.4 ... 0.6	

Type	Qty.	Order No.
Q...2 DLI 2..5		1312500000
Q...3 DLI 2..5		1312600000
Q...4 DLI 2.5		1312700000
Q...10 DLI 2.5		1313100000

for terminal
DLI 2.5
DLA 2.5
DLD 2.5

Q ... AKZ 1.5

Technical specification	
continuous current, 2-pole/multi-pole	A
thread size	
tightening torque	Nm

Ordering data	
2-pole	
3-pole	
4-pole	
10-pole	
24-pole	

24 / 24	
M 2.5	
0.4 ... 0.6	

Type	Qty.	Order No.
Q...2 AKZ 1.5	50	0368200000
Q...3 AKZ 1.5	50	0368300000
Q...4 AKZ 1.5	50	0368400000
Q...10 AKZ 1.5	20	0368500000

for terminal
AKZ 1.5
AKZ 2.5

Q ... AKZ 4

32 / 32	
M 2.5	
0.4 ... 0.6	

Type	Qty.	Order No.
Q...2 AKZ 4	50	0336400000
Q...3 AKZ 4	50	0336500000
Q...4 AKZ 4	50	0336600000
Q...10 AKZ 4	20	0338600000

for terminal
AKZ 4

Potential distribution

Removable cross-connection links

Removable cross-connection links are intended for 2-pole, easily disconnected cross-connections. They are fitted together with a VH connecting sleeve and a BS fixing screw.



VL 2

Removable cross-connection links

for terminal	Type	Qty.	Order No.
SAK 4	VL 2	50	0197000000
SAK 6 N	VL 2	50	0194700000
SAK 10	VL 2	50	0135900000
SAK 16	VL 2	50	0135800000
SAK 35	VL 2	50	0124000000

VH

Connecting sleeves

Type	Qty.	Order No.
VH 19	50	0285100000
VH 19	50	0285100000
VH 19	50	0285100000
VH 19	50	0285100000
VH 24,5	50	0298700000

BS

Fixing screws

Type	Qty.	Order No.
BS M3x25	100	0292500000
BS M3x25	100	0292500000
BS M3x25	100	0292500000
BS M3x25	100	0292500000
BS M4x35	50	0298900000

Spacer pillars

The DS spacer pillars are made from a tempered insulating material and are used so that individual current paths can be disconnected by removing the fixing screw. The current in the cross-connection is fed via the fixing screw in this arrangement. Therefore, we prescribe the use of screws made from CuNi 60 (a copper-nickel alloy). The use of an end bracket with a screw holder avoids losing fixing screws that have been removed.

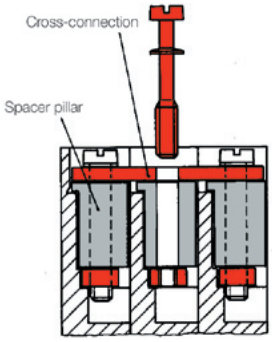

Spacer pillars type DS



for terminal	Type	Qty.	Order No.
SAK 2.5	DS 9*	100	0330930000
	BS M 3x15 CuNi	100	0377200000
SAK 4	DS 14*	100	0207530000
	BS M 3x20 CuNi	100	0377100000
SAK 6 N	DS 12.5*	100	0207730000
	BS M 3x20 CuNi	100	0377100000
SAK 10 and SAK 16	DS 12.5*	100	0207630000
	BS M 3x20 CuNi	100	0377100000

* Height in mm

EW 35

End bracket for TS 35 with screw holder for fixing screws that have been removed.

Type	Qty.	Order No.
EW35/TS 35 with screw holder	20	0258660000

EWK 2

End bracket for TS 32 with screw holder for fixing screws that have been removed.

Type	Qty.	Order No.
EWK 2/TS 32 with screw holder	20	0258760000

Rail holder

For an insulated terminal rail arrangement in fully insulated installations.

SH 2

for terminal	Type	Qty.	Order No.
EK 2.5 N, EK 2.5/35, EK 4, EK 4/35, EK 6/35, EK 10, EK 10/35, EK 16, EK 16/35, EK 35, EK 35/35	SH2	10	0494920000

Cross-connection combs

Cross-connection combs are fitted externally and enable current splitting at modular terminals that do not have a cross-connection slot in the middle of the terminal or that those where two potentials have to be fed in parallel. Types QB 2, 3 and 4 are insulated cross-connection combs. Types QB 58 and 75 are supplied in 58- and 75-pole versions respectively.
The poles are easily broken out/off manually.
Push-on insulation for subsequent shock protection is available for both pitches.
When using such external cross-connectors, the rated cross-section is reduced to the next smaller conductor size.



QB 2-, 3- and 4-pole

angled

Cross-connection comb
insulated

pitch mm	**pitch mm**
8.0	**6.0 and 6.5**

	Qty.	Order No.	Qty.	Order No.
QB 2, 2-pole	50	**0461100000**[1]	50	**0482700000**[1]
QB 3, 3-pole	50	**0461200000**[1]	50	**0482800000**[1]
QB 4, 4-pole	50	**0461300000**[1]	50	**0482900000**[1]
QB 58-pole, straight				
QB 58-pole, angled				
QB 75-pole, straight				
QB 75-pole, angled				
black insulation				
blue insulation				
red insulation				

[1] Current-carrying capacity 27 A

QB 58, QB 75

Poles are easily broken off manually for clamping points that do not need to be cross-connected.

Cross-connection comb
uninsulated (available with insulation as shock protection on request)

pitch mm	**pitch mm**
8.0	**6.0**
e.g. SAK 6	e.g. SAK 2.5
QB 58	**QB 75**

Qty.	Order No.	Qty.	Order No.
10	**0545400000**[1][2]		
10	**0545300000**[1][2]		
		10	**0535200000**[1][2]
		10	**0526400000**[1][2]
10	**0546000000**	10	**0526700000**
10	**0546080000**	10	**0526780000**
10	**0546040000**	10	**0526760000**

[2] The mounting tolerances of the terminals must be taken into account.

Plug-in cross-connectors type QS and DQS

QS and DQS plug-in cross-connectors are used in conjunction with sockets to create easily disconnected cross-connections between modular terminals.

DQS 2

für Steckbuchsen 2.3 mm Ø



	Type	Qty.	Order No.
or **6** mm terminal width (e.g. SAK 2.5) with jumper/as test plug	DQS 2 (2-pole) for up to 20 A	20	**0471560000**
with diode 1 N 4007	DQS 2 (2-pole) max. 1 A	20	**0471460000**
without diode	DQS 2 (2-pole) installation space 9 x 9 x 4.5	20	**0471660000**
for **6.5** mm terminal width (e.g. SAK 4)	QS 2 (2-pole) for up to 20 A	20	**0212700000**
for **8** mm terminal width (e.g SAK 6 N)			
for **10** mm terminal width (e.g SAK 10)			
for **12** mm terminal width (e.g SAK 16)			

QS 2

für Steckbuchsen 2.3 mm Ø



QS 2

für Steckbuchsen 4 mm Ø belastbar bis 44 A



Type	Qty.	Order No.
QS 2 (2-pole) dim. x = 8 mm, y = 16 mm	20	**0270960000**
QS 2 (2-pole) dim. x = 10 mm, y = 20 mm	20	**0270860000**
QS 2 (2-pole) dim. x = 12 mm, y = 20 mm	20	**0270760000**

Test plugs/Sockets

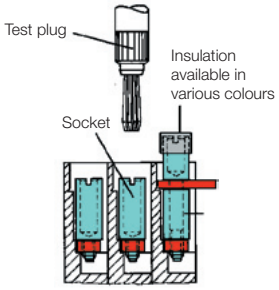

Test plugs (PS) are used for measurement purposes or for the final checking of a finished terminal strip installation. Test plugs for sockets are available with 2.3 and 4 mm I.D.
The difference between these and a test adapter is that the test plug does not automatically clip into the terminal. This means that a secure connection to modular feed-through terminals up to 35 mm² is only possible in conjunction with a socket.

The **sockets (StB)** enable the PS test plug and the QS plug-in cross-connectors to be plugged in. The sockets are screwed into the busbar in the cross-connection slot in the middle of the terminal or screwed into the modular terminal instead of the clamping screw.
If a cross-connection has to provide a test option as well, then an StB 28.5 or 30.5, which has an insulating sleeve and can accommodate the PS 4 test plug, is screwed in instead of the fixing screw.

PS

Type	Qty.	Order No.
2.3 mm dia./rated current 17.5 A		
PS 2.3	20	**0180400000**
4.0 mm dia./rated current 24 A		
PS 4	20	**0299600000**

PS 2 / PS 2 MC

Type	Qty.	Order No.
PS 2 for 2 mm dia. sockets for soldered conductor cross-section 1.5 mm²	20	**0293800000**
PS 2 MC for soldered conductor cross-section 0.75 mm², can also be plugged directly into threaded hole in busbar for terminal types AKZ 4, AKB 4, AKZ 2.5, AKZ 1.5	20	**0310000000**

ZS 2.3/4

Type	Qty.	Order No.
ZS 2.3/4 Adapter plug for connecting sockets with 2.3 and 4 mm I.D. Can also be plugged directly into threaded hole in busbar for terminal types SAK 2.5 and SAK 4.	20	**0249600000**

FZS 2/4 / FK 4

Type	Qty.	Order No.
FZS 2/4 Flexible adapter plug for connecting sockets with 2.3 and 4 mm I.D.	20	**1276300000**
FK 4 Flexible coupling for connecting test plug to test adapter. The unconnected end of the conductor is protected against fraying by a wire end ferrule.	20	**1678650000**

TA 1

Type	Qty.	Order No.
TA 1 The conductor is soldered on, or crimped on with the HTG 58 crimping pliers.	20	**0535860000**
HTG 58 conductor: max. 0.75 mm² remove shoulder stripping length: 14 mm	1	**9012000000**

The SAKR modular disconnect terminals are available already fitted with sockets (see “Modular disconnect terminals”). These sockets are provided with a slot for actuating with a screwdriver. Weidmüller can supply special screwdrivers with a shoulder for this purpose (chapter J).

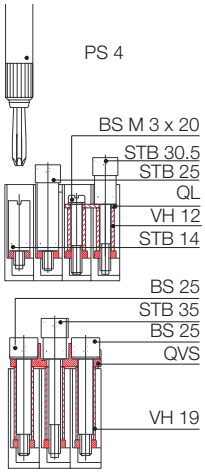

StB for SAKT
The type StB 25 socket accepts test plug PS 4 in type SAKT 1 and SAKT 2 disconnect terminals, or the QS plug-in cross connector.
The type StB 35 socket is used when simultaneous testing is necessary with a QVS cross-connection slider.
Complete with insulating sleeve to prevent contact with live parts and colour-coded test plug and plug-in cross-connection, 4 mm dia.

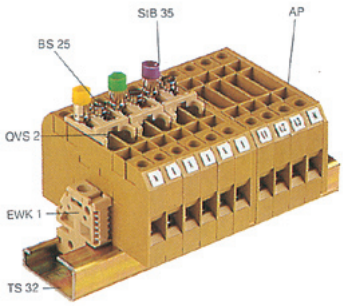

StB 5.5...17

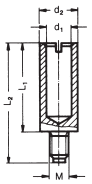

Type	for terminal type	L1	L2	d1	d2	M	Qty.	Order No.
StB 5.5	SAKL 4/20 1)	5,5	11	2.3	3.7	3	100	**0122700000**
StB 6	AKZ 4, DK 4, SAKR 1)	6	11.5	2.3	3.9	3	100	**0379400000**
StB 6	SAK 2.5 1)	6	13	2.3	3.9	2.5	50	**0130200000**
StB 7	SAKC4,SAK4 1)	7	14.5	2.3	4	3	100	**0358500000**
StB 7.5	SAK 10, SAKB 10 1)	7.5	17	4	6	4	50	**0130000000**
StB 8.5	AKZ 4 / DK 4/ SAKD 2.5 N	8.5	11.5	2.3	4	2.5	50	**0215700000**
StB 8.5	SAK 2.5	8.5	12	2.3	5	3	50	**0280600000**
StB 8.5	SAKT 4	8.5	12	2	4.5	3	50	**0244600000**
StB 13.5	SAKA 10 / SAKC 10	13.5	18.5	4	6	4	50	**0135200000**
StB 14	SAK 4	14	17.5	2.3	5	3	50	**0168600000**
StB 14	SAK6N, 10, 16 / SAKT 1, SAKT 2	14	19	4	6	3	50	**0169900000**
StB 16	SAK70, SAK 95	16	28	4	7	5	50	**0385400000**
StB 16	SAK 35, SAKB 10	16	23	4	7	4	50	**0140200000**
StB 17	SAKC 10	17	22	4	6	4	50	**0147100000**

StB 28.5 / 30.5

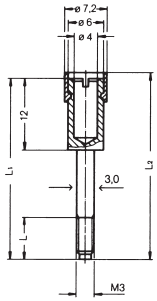

Type	Colour	terminal type	L1	L2	L	Qty.	Order No.
StB 30.5	black	SAK 4, SAK 6 N	30.5	31.7	7	50	**0341000000**
StB 30.5	grey	SAK 10, SAK 16	–	–	–	50	**0341100000**
StB 30.5	blue		–	–	–	50	**0341200000**
StB 30.5	red		–	–	–	50	**0341300000**
StB 30.5	green		–	–	–	50	**0341400000**
StB 30.5	yellow		–	–	–	50	**0341500000**
StB 30.5	violet		–	–	–	50	**0341600000**
StB 28.5	black	SAK 2.5	28.5	29.7	9	50	**0133400000**

StB 25



Type	Colour	for terminal type	Qty.	Order No.
StB 25	yellow	SAKT 1 and SAKT 2	50	**0267200000**
	green		50	**0271200000**
	violet		50	**0271300000**
	black		50	**0271500000**
	grey		50	**0271400000**
	blue		50	**0343400000**
	red		50	**0343300000**

1) used instead of the clamping screw

StB 35

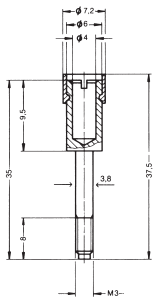

Type	Colour	for terminal type	Qty.	Order No.
StB 35	yellow	SAKT 1 and SAKT 2	50	**0389000000**
	green		50	**0388900000**
	violet		50	**0389100000**
	black		50	**0388500000**
	grey		50	**0388600000**
	blue		50	**0388700000**
	red		50	**0388800000**

Protective covers

Several safety regulations, e.g. the German accident prevention code covering electrical systems and equipment (VBG 4) or the standard VDE 0106 part 100 (March 1983), call for live parts of electrical systems to be protected against direct contact by any part of the body.
In the case of modular terminals this protection must always be provided in the form of additional covers when cross-connectors or test sockets are fitted. Therefore, Weidmüller can supply cover strips with associated retaining plates which can be used with the more common sizes of terminal. The retaining plates can be fitted at the ends or within the terminal strip, and can be fitted to TS 32, TS 35 or TS 15 terminal rails.
Spacing of retaining plates:
The length of the ADP 1, 2 and 3 between retaining plates should not exceed about 500 mm. The cover strip is clipped into tabs on the side. Additional security is provided by a spigot on the retaining plate, which can also be sealed with lead. On terminal type SAK 95 the ADP 3 cover strip can be clipped directly onto the terminal. Transparent cover strips enable the terminals with their accessories and labelling to remain visible at all times. Additional labelling, e.g. for groups, can be added.



ADP

Cover strips

Unplasticised PVC, supplied in 1 m pieces, max. temperature 70°C

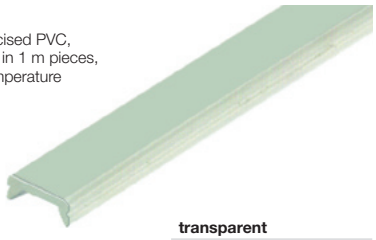

transparent

Type	Order No.
ADP 1	**0485200000**
ADP 2	**0485300000**
ADP 3	**0485400000**

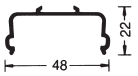

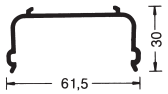

grey

Type	Order No.
ADP 4 (1000 mm)	**1430760000**
ADP 4 (300 mm)	**1378160000**
TSK 31.5	**0347960000**

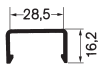

HP

Retaining plates

PA 66, 2 mm thick

For fitting to TS 35 and TS 32, with spigot for lead seal

Spigot for lead seal

Type	Order No.
HP 1	**0485560000**
HP 2	**0485660000**
HP 3	**0485760000**
HP 4	**0485860000**

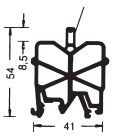

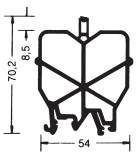

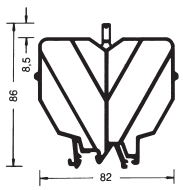

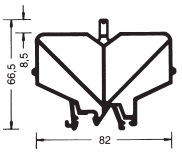

For fitting to TS 15

Type	Order No.
HP 7	**0258260000**
HP 8	**0258360000**

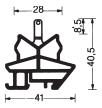

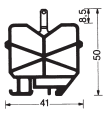

Overall dimensions	A	A	A	A	B	C
for mounting on terminal rail	TS 32	TS 35 x 7.5	TS 35 x 15	TS 15		
ADP 1, HP 1	61	56	63		49	6
ADP 2, HP 2	77	72	79		62.5	6
ADP 3, HP 3	94	89	86		92	6
ADP 3, HP 4	73.5	68.5	75.5		92	6
ADP 1, HP 8				45	49	6
TSK 31.5, HP 7				35	31	6

Labelling material	Qty.	Order No.
"Lightning flash" symbol, self-adhesive, 20 labels per card	5	**0566700000**

* only for PA 66 versions

Allocation to some terminal types	ADP cover strips Type	Qty.	Order No.	HP retaining plates Type	Qty.	Order No.
SAKD 2.5 N, EK 2.5 N, SAK 2.5, SAK 2.5/35	ADP 1	36	**0485200000**	HP 1	20	**0485560000**
SAK 4, EK 4, SAK 4/35, EK 2.5/35, EK 4/35	ADP 2	36	**0485300000**	HP 2	20	**0485660000**
SAK 6 N, EK 10, SAK 10, EK 6/35, SAK 6/35, EK 10/35						
SAKR, SAKR-D, DK 4						
SAK 16, EK 16, EK 35, SAK 35, SAKC 4, SAK 16/35	ADP 3	20	**0485400000**	HP 3	20	**0485760000**
SAKC 10, SAK 70, SAKS 1, SAKS 2, Sak 35/35, SAK 70/35						
SAKS 3, SAKS 4, SAKS 5						
SAK 95	ADP 3	1	**0485400000**	not applicable		
ASK 1, SAKA 10, SAKT 1, SAKB 10, SAKT 2,	ADP 3	1	**0485400000**	HP 4	20	**0485860000**
AST*, SAK 2.5, SAK 4	ADP 4	1	**1430760000**	not applicable		
	ADP 1	1	**0485200000**	HP 8	20	**0258360000**
1000 mm long		1	**1430760000**	not applicable		
300 mm long	ADP 4	10	**1378160000**			
	TSK 31.5	1	**0347960000**	HP 7	20	**0258260000**

Several German VDE standards, e.g. VDE 0106 part 100 (March 1983), specify that mains terminals must be covered. Weidmüller can supply a range of such covers printed with a warning “lightning flash” and the international warning symbol. The other side features a “lightning flash” symbol with the warning “Danger! Electricity”. Plastic screws are used to fix the cover plates to the terminal strips. The cover plates are intended for 3- or 4-pole terminals. Type BSK plastic screws are used to fix the plates. BSK = PA 66

AD/WAD covers



AD 3 (3-pole)

Terminal type	Terminal width (mm)	Qty.	Order No.	Screw	Qty.	Order No.
SAK 2.5	6	50	**0297900000**	M 3 x 22	100	**0128900000**
AKZ 4	6	50	**0297900000**	M 2.5 x 18	100	**0303300000**
DK 4 Q	6	50	**0297900000**	M 2.5 x 18	100	**0303300000**
SAK 4	6.5	50	**0297600000**	M 3 x 22	100	**0128900000**
SAK 6 N	8	50	**0297700000**	M 3 x 22	100	**0128900000**
SAK 10	10	50	**0178500000**	M 3 x 22	100	**0128900000**
SAK 16	12	50	**0297800000**	M 3 x 22	100	**0128900000**
SAK 35 N	18	50	**0273400000**	M 4 x 32	100	**0129100000**
SAK 70	22	10	**0344300000**	M 5 x 45	50	**0344400000**
Screw for lead seal				M 3 x 20	100	**0451300000**
AD 3 (4-pole)						
SAK 2.5	6	50	**0303400000**	M 3 x 22	100	**0128900000**
AKZ 4	6	50	**0303400000**	M 2.5 x 18	100	**0303300000**
DK 4 Q	6	50	**0303400000**	M 2.5 x 18	100	**0303300000**
SAK 4	6.5	50	**0285300000**	M 3 x 22	100	**0128900000**
SAK 6 N	8	50	**0196600000**	M 3 x 22	100	**0128900000**
SAK 10	10	50	**0178600000**	M 3 x 22	100	**0128900000**
SAK 16	12	50	**0518200000**	M 3 x 22	100	**0128900000**
SAK 35	18	50	**0178700000**	M 4 x 32	100	**0129100000**
SAK 35 N	16	50	**0576700000**	M 4 x 32	100	**0129100000**
Screw for lead seal				M 3 x 20	100	**0451300000**

TBS 2 / BST 2

for the SAK series

Protective covers

Details

- For covering uninsulated cross-connections on SAK 2.5...SAK 16 terminals.
- Identification of functional groups.
- Easily fitted by inserting the insulating plate into the existing insulating plate slot in the terminal.
- Labelling strips are clipped into the insulating plates.
- Labelling of stable labelling strip with felt-tip pen for permanent labelling or pencil for temporary labelling.

Type	Order No.
Type	
TBS 2, polyamide	
BST 2, unplasticised PVC	
Ordering data	
Type	
TBS insulating plate	**1287860000**
BST 2 labelling strip (300 mm long)	**1287700000**

AD

for SAKG

Cover plates

These can be assembled either with two end clamp plates or with one end clamp plate and one partition plate plus mounting bracket.

Cover plates with self-adhesive label

Dimensions of cover plates

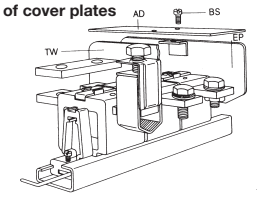

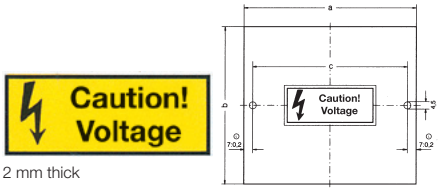

2 mm thick

	Type	a	b	c	Order No.
for SAKG 28	AD 3	89	120	74	–
for SAKG 28	AD 4	116	120	102	**0263100000**
for SAKG 32 and 70	AD 4	132	120	118	**0283100000**
for SAKG 40	AD 3	124	160	110	–
for SAKG 40	AD 4	164	160	150	**0263200000**
for SAKG 46	AD 4	188	160	174	**0263300000**
for SAKG 54	AD 3	166	160	152	**0264900000**
for SAKG 54	AD 4	220	160	206	**0261100000**

AH

for SAKG

Shrouding covers

For open-type terminals like type SAKG. Shrouding covers are used – instead of other cover types – to provide the necessary protection against contact (required by German standard VBG 4). Shrouding covers are simply placed over the terminals.





	Type	a	b	c	d	Order No.
	dimensions in mm					
for SAKG 28	AH 28	156	26	74	94	**0326660000**
for SAKG 32/70	AH 32	156	30	74	94	**0326760000**
for SAKG 40	AH 40	186	38	78	94	**0326860000**
for SAKG 46	AH 46	196	46	78	94	**0326960000**

Cover strips for terminal strips

To protect against contact, dust and moisture, Weidmüller can supply cover strips which, for example, are useful in signal or lighting mast distribution boards.

Weidmüller can supply fully assembled and labelled terminal strips to meet your specification.

ADL

The ADL cover can be clipped to a TS 32 terminal rail.

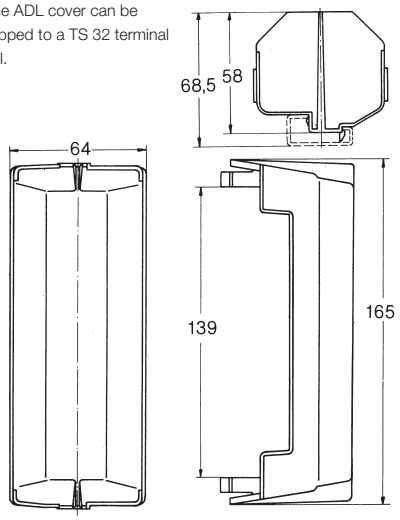

A selection of terminal types that can be fitted below this cover strip:
TS 32
SAKD 2.5 N ... SAK 10
EK 2.5 N ... EK 10
SAKR, ASK 1, SAKT 1, SAKT 4, SAKB 10
SAKS 1, SAKS 3

Type	Qty.	Order No.
ADL	2	**0210800000**

AD 250

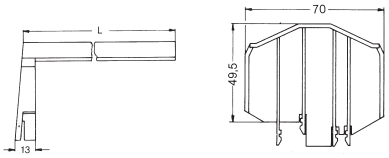

HP

retaining plate
suitable for TS 32 and
TS 35 x 7.5
height for TS 32: 64.5 mm
height for TS 35 x 7.5: 63 mm

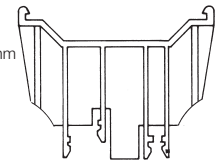

A selection of terminal types that can be fitted below this cover strip:	
TS 32	**TS 35**
SAKD 2.5 N ... SAK 10	WDU 2.5 to WDU 10
EK 2.5 ... EK 10	WPE 2.5 to WPE 10
SAKR, ASK 1, SAKT 1, SAKB 10	WNT 2.5 to WNT 10
SAKS 1, SAKS 3	ASK 1,
	SAKS 1/35, SAKS 3/35

Type	Qty.	Order No.
AD 250 L = 250 mm	1	**0634100000**
HP EK1 32/2 AD 250	1	**0634300000**

Accessories for modular disconnect test terminals



QVS... cross-connection sliders

VH 19 connecting sleeves and BS 25 fixing screws (or StB 35 sockets) are required for fixing the QVS cross-connections to the individual terminals.

The fixing screws include an insulating sleeve for colour coding purposes and a guide for the screwdriver. The cross-connection sliders are designed so that the test plug sockets in the terminals remain accessible in every position.

The type QVS 2S 2-pole version is designed so that it can be slid even when a test plug has been inserted. If a test option is required when a QVS has been fitted, the fixing is best achieved with the StB 35 socket.

The clearance and creepage values required for the rated voltage of the terminal change when accessories are fitted.

StB sockets are screwed into the busbar for the modular terminals. They are used to accommodate PS 4 test plugs or QS 2 plug-in cross-connectors.

QVSK 2 (167036)

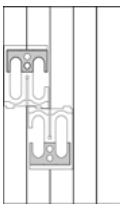

SAKT 2, SAKT 1

QVS 2 (030730)

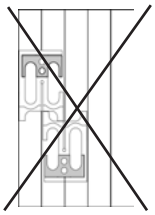

SAKT 1

Note:
QVS 2 units cannot be switched when installed like this.

Rated voltages

for adjacent	rated voltage
QVS	63 V
QL	250 V

for adjacent	rated voltage
StB 25	63 V
StB 35	63 V

TW partition plates or TSch insulating plates must be used to maintain the rated voltage.

The **SSP 3** and **SSP 4** prevent the unintended making or breaking of circuits. They lock the disconnection slider in its respective position. The lockout device can be easily pressed from above into the terminal and is then only removable with a tool.

Type	Qty.	Order No.
SSP 3	100	**0531760000**
SSP 4	20	**1319360000**

STB

Cross-connection sliders

QVS QVS QVSK 2 QVS 2S

Type	No. of poles	Qty.	Order No.
QVS 2	2 poles	20	**0307300000**
QVSK 2	2 poles	20	**1670360000**
QVS 3	3 poles	20	**0329300000**
QVS 4	4 poles	20	**0307400000**
QVS 2S	2 poles	20	**0358460000**

STB

Sockets

Type	Colour	Qty.	Order No.
STB 14			
STB 14		50	**0169900000**
STB 25			
STB 25	yellow	50	**0267200000**
STB 25	green	50	**0271200000**
STB 25	violet	50	**0271300000**
STB 25	black	50	**0271500000**
STB 25	grey	50	**0271400000**
STB 25	blue	50	**0343400000**
STB 25	red	50	**0343300000**
STB 30,5			
STB 30.5	yellow	50	**0341500000**
STB 30.5	green	50	**0341400000**
STB 30.5	violet	50	**0341600000**
STB 30.5	black	50	**0341000000**
STB 30.5	grey	50	**0341100000**
STB 30.5	blue	50	**0341200000**
STB 30.5	red	50	**0341300000**
STB 35			
STB 35	yellow	50	**0389000000**
STB 35	green	50	**0388900000**
STB 35	violet	50	**0389100000**
STB 35	black	50	**0388500000**
STB 35	grey	50	**0388600000**
STB 35	blue	50	**0388700000**
STB 35	red	50	**0388800000**

BS fixing screws

VH connecting sleeves

QL cross-connections

The QL cross-connections enable connections between adjacent modular terminals.

QL cross-connection links

QL cross-connection links are used as permanent, i.e. non-switchable, cross-connections on SAKT disconnect terminals.
VH 12 connecting sleeves and BS M3 x 20 fixing screws (or StB 30.5 sockets) are required for fixing these in position.
The clearance and creepage values required for the rated voltage of the terminal can change when accessories are fitted. This is especially true with cross-connections between neighbouring terminals with different potentials.

QB cross-connection comb

The QB can be inserted from above on the SAKT1/QT1 cross-connect/ disconnect terminal.
The connection or disconnection is then achieved by means of the integral disconnection slider.

QS 2 plug-in cross-connection

For 4 mm dia. sockets, for up to 44 A.

BS / VH

Fixing screw



Connecting sleeve

Type	Colour	Qty.	Order No.
Fixing screws			
BS 25	yellow	50	**0335700000**
BS 25	green	50	**0335600000**
BS 25	violet	50	**0335800000**
BS 25	black	50	**0335200000**
BS 25	grey	50	**0335300000**
BS 25	blue	50	**0335400000**
BS 25	red	50	**0335500000**
BS 25	uninsulated	50	**0334700000**
BS M 3 x 20 CuNi 60 (copper alloy)		100	**0377100000**
Connecting sleeves			
VH 12 E-Cu 57 (copper alloy)		100	**0249000000**
VH 19 CuZn 39 (brass alloy)		50	**0318000000**

QL / Q

QL 2, QL 3, QL 4



Q 3

Cross-connection link (BS and VH also required)

Pre-assembled cross-connection

Type	No. of poles	Qty.	Order No.
QL 2	2 poles	50	**0194300000**
QL 3	3 poles	50	**0194400000**
QL 4	4 poles	50	**0194500000**
QL 5	5 poles	50	**0220500000**
QL 6	6 poles	50	**0220600000**
QL 10	10 poles	20	**0338300000**
QL 15 E-Cu 57 (copper alloy)	15 poles	10	**0221200000**
Q2	2 poles	50	**0456700000**
Q3	3 poles	50	**0456800000**
Q4	4 poles	50	**0456900000**
Q10	10 poles	20	**0457000000**

QB



QB 2, QB 3, QB 4,

Type	No. of poles	Qty.	Order No.
QB 2	2 poles	50	**0205700000**
QB 3	3 poles	50	**0205800000**
QB 4	4 poles	50	**0205900000**
QB 10	10 poles	20	**0343800000**

QS 2



Type WQV	No. of poles	Qty.	Order No.
QS 2 x = 8 mm, y = 16 mm	2 poles	20	**0270960000**
QS 2 x = 10 mm, y = 20 mm	2 poles	20	**0270860000**
QS 2 x = 12 mm, y = 20 mm	2 poles	20	**0270760000**

Tools and ferrules

Tools and ferrules

Tools and ferrules

Cutting, stripping and crimping tools	J.2
Rechargeable and electric torque screwdriver	J.10
Screwdrivers	J.12
Wire end ferrules / Insulated cable lugs	J.21
Wire end ferrules with plastic collar	J.22
Twin-wire end ferrules with plastic collar	J.28
Wire end ferrules for short-circuit and earth-fault-proof cables	J.31
Wire end ferrules with plastic collar, spezial sizes	J.32
Wire end ferrules without plastik collar	J.33
Tools for insulated cable lugs and ferrules	J.35

Cutter

- Cutting formation for different cable sizes increases the quality of the cuts for smaller cross-sections.

KT 8

Notching tool

Cutting tool that does not damage the conductor; for cutting copper and aluminium cables with a diameter of up to 8 mm.

- Not suitable for steel wires, steel-armoured cables, aluminium alloys and hard-drawn copper conductors!

KT 12

Notching tool

Cutting tool that does not damage the conductor; for cutting copper and aluminium cables with a diameter of up to 12 mm.

- Not suitable for steel wires, steel-armoured cables, aluminium alloys and hard-drawn copper conductors!

Technical data

		KT8	KT12
Max. cutting performance copper cable			
Solid (max. conductor cross-section)	mm² / AWG	16 / 6	16 / 6
Stranded (max. conductor cross-section)	mm² / AWG	16 / 6	25 / 3
Flexible (max. conductor cross-section)	mm² / AWG	16 / 6	35 / 2
Flexible, Stranded (max. diameter)	mm	8	12
Sector line			
Max. cutting performance aluminium cable			
Stranded (max. conductor cross-section)	mm² / AWG	16 / 6	25 / 6
Stranded (max. diameter)	mm	8	8
Solid	mm²	16	25
Data-/ telephone-/ control cable			
O.D. max.	mm	8	12
Tool data			
Length / width / height	mm	165 / 65 / 25	215 / 66 / 28
Weight	g	180	300
Information		Tool closed	Tool closed

Ordering data

Version	Type	Qty.	Order No.	Type	Qty.	Order No.
	KT 8	1	**9002650000**	KT 12	1	**9002660000**
Information						

Accessories

	Type	Qty.	Order No.	Type	Qty.	Order No.
Information						

WAW 1

Notching tool

Tool for trimming poles from WQV 2.5 to WQV 35 cross connections used in Weidmueller W-Series terminals.

Technical data

Length	167 mm
Weight	227 g

Ordering data

Type	Qty.	Order No.
WAW 1	1	**9004500000**

WAW 2

Notching tool

Tool for punching out the cross-connection windows of the Weidmüller W-Series, Test-disconnect terminal WTR 2.5, Fuse terminal WSI 6.

Technical data

Length	205 mm
Weight	338 g

Ordering data

Type	Qty.	Order No.
WAW 2	1	**9004510000**

KT ZQV

Cutter

Cutter for non-pinch cutting of Weidmüller Z-series cross-connections.

Technical data

Length	215 mm
Weight	300 g

Ordering data

Type	Qty.	Order No.
KT ZQV	1	**9002170000**

Stripping and cutting tools

- For flexible and massive conductors with PVC-insulation
- Stripping length adjustable with shoulder
- automatic opening of the clamping jaws after stripping
- no splicing of the single conductor
- adjustable to different insulation thicknesses
- cable with double insulation in two processing steps without special adjustment
- Blade-device free from float and self-adjustable
- long durability
- optimised ergonomically design

stripax®

Stripping and cutting tool for flexible conductors with PVC-insulation
of 0.08...6 mm² (~AWG 28...10)

- No damaging of the conductor due to special, self-adjustable stripping blades
- Processing of multi-conductors, with thin flat ribbon cables even multiple conductors in one operation

stripax® 16

Stripping and cutting tool for flexible and massive conductors with PVC-insulation
of 6...16 mm² (~AWG 10... 6)

- Cutting of flexible and massive conductors up to 6 mm² (AWG 10)
- No damaging of the conductor due to special blade forms

J

Technical data

Max. stripping performance		stripax®	stripax® 16
Cable model		flexible & solid conductors with PVC insulation	flexible & solid conductors with PVC insulation
Conductor cross-section	mm²	0.08 … 6	6 … 16
Conductor diameter	mm		
Max. stripping length	mm	20	20
Adjustable depth of cut	mm		
Cutting performance			
Max. cutting performance	mm²	6	6
Tool data			
Length	mm	190	190
Weight	g	155	155
Information			

Ordering data

Version	Type	Qty.	Order No.	Type	Qty.	Order No.
	STRIPAX	1	**9005000000**	STRIPAX 16	1	**9005610000**
Information						

Accessories

	Type	Qty.	Order No.	Type	Qty.	Order No.
	Cleaning brush	5	**9005450000**	Cleaning brush	5	**9005450000**
	Spare stripping blades	1	**9054030000**	Spare stripping blades	1	**9054080000**
Information						

Crimping and cutting tool for wire end ferrules

- Cutting
- Stripping
- Crimping
- Conductor entry sideways
- Wire end ferrules acoording to DIN 46228-4
- Ratchet for precise crimping
- Efficient operation:
  Change of tools not necessary, therefore significant saving of time
- automatic transport of wire end ferrules
- Only wire end ferrules in strips of 50 pieces may be used with this tool. The use of wire end ferrules on reels can lead to damage.

stripax® plus 2.5

Cutting, stripping and crimping tool for wire end ferrules

Cutting, stripping and crimping tool for linked wire end ferrules on strip with 0.5...2.5 mm² (~AWG 20...14) from Weidmüller

- Easy handling of wire end ferrules
- Automatic feeding of wire end ferrules

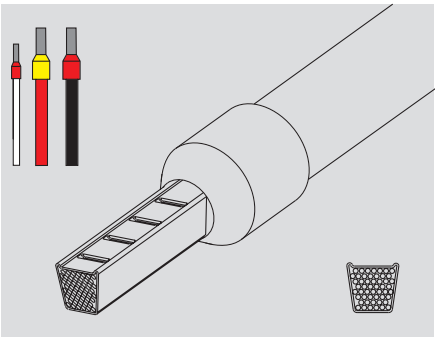

Technical data

Description of contact		stripax® plus 2.5
Type of contact		Strip of wire end ferrules
Crimping range	mm²	0.5 ... 2.5
Crimping range 1 (with multiple crimping positions)	mm²	0.5 ... 0.75
Crimping range 2 (with multiple crimping positions)	mm²	1 ... 1.5
Crimping range 3 (with multiple crimping positions)	mm²	2.5
Plug width	mm	

Tool data		
Length	mm	210
Weight	g	260
Information		Only Weidmüller wire end ferrules on strips à 50 pieces may be used.

Ordering data

Version	Type	Qty.	Order No.
	stripax plus 2,5	1	**9020000000**
Information	Spare cutter (order no.: 9050340000)		

Accessories

Information

Crimping tools for wire end ferrules

- Ratchet for precise crimping
- Release mechanism in case of incorrect operation
- Entry for wire end ferrule on the side

PZ 4

Crimping tool for wire end ferrules from 0.5...4 mm²

Crimping tool for wire end ferrules (to DIN 46228 part 1 and 4) with and without plastic collar and twin wire end ferrules of 0.5...2.5 mm²

- Only one crimping station for the whole cross-section

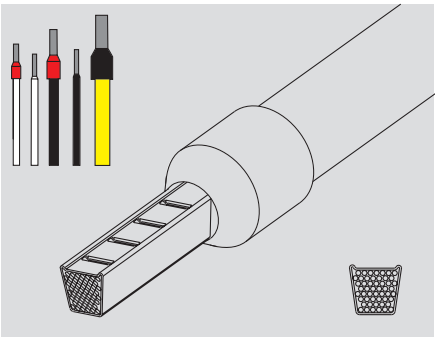

PZ 6/5

Crimping tool for wire end ferrules from 0.25...6 mm²

Crimping tool for wire end ferrules (to DIN 46228 pt. 1 and 4) with and without plastic collar of 0.25...6 mm² (~ AWG 24...10) and twin wire end ferrules of 0.5...4.0 mm²

- Crimp according to Euro-Norm EN 60947-1
- Five crimping stations corresponding to the conductor cross-section
- Approval according to VG 95211 (military designation VG 95 236 T 14 B 002)

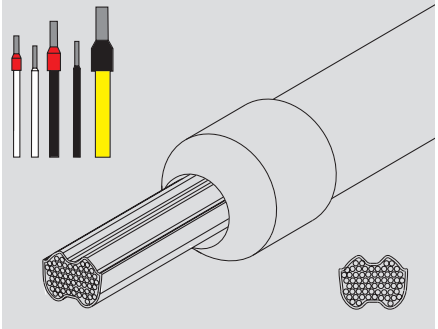

Technical data

Description of contact		PZ 4	PZ 6/5
Type of contact		Wire end ferrules with/without plastic collar	Wire end ferrules with/without plastic collar
Crimping range	mm²	0.5 ... 4	0.25 ... 6
Crimping range 1 (with multiple crimping positions)	mm²		0.25 ... 0.5
Crimping range 2 (with multiple crimping positions)	mm²		0.75 ... 1.5
Crimping range 3 (with multiple crimping positions)	mm²		2.5
Crimping range 4 (with multiple crimping positions)	mm²		4
Crimping range 5 (with multiple crimping positions)	mm²		6
Tool data			
Length	mm	200	200
Weight	g	448	423
Information			

Ordering data

Version	Type	Qty.	Order No.	Type	Qty.	Order No.
	PZ 4	1	**9012500000**	PZ 6/5	1	**9011460000**
Information						

Accessories

Information

Crimping tools for wire end ferrules

- Ratchet for precise crimping
- Release mechanism in case of incorrect operation

PZ 3

Crimping tool for wire end ferrules from 0.5...6 mm²

Crimping tool for wire end ferrules of 0.5...6 mm² with and without plastic collar according to DIN 46228 part 1 and 4 (~ AWG 20...10) and twin-wire end ferrules of 0.5...4 mm²

- Only one die for the whole cross-section
- Wire end ferrule insertion from the front

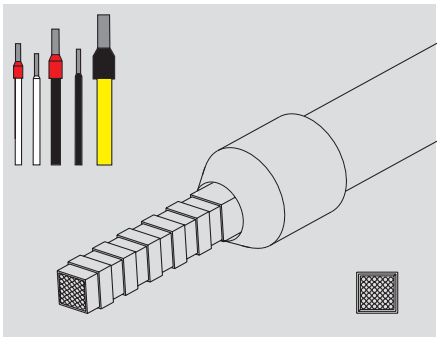

PZ 6 roto

Crimping tool for wire end ferrules from 0.14...6 mm²

Crimping tool for wire end ferrules of 0.14...6 mm² with and without plastic collar to DIN 46228 part 1 and 4 (~ AWG 26...10) and twin-wire end ferrules of 0,5...4 mm²

- Only one die for the whole cross-section
- Pivoted die for wire end ferrule-insertion
- Wire end ferrule insertion from the front or from the side

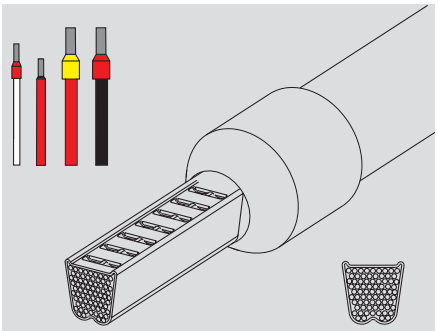

Technical data

Description of contact		PZ 3	PZ 6 roto
Type of contact		Wire end ferrules with/without plastic collar	Wire end ferrules with/without plastic collar
Crimping range	mm²	0.5 ... 6	0.14 ... 6
Crimping range 1 (with multiple crimping positions)	mm²		
Crimping range 2 (with multiple crimping positions)	mm²		
Crimping range 3 (with multiple crimping positions)	mm²		
Plug width	mm		
Tool data			
Length	mm	200	200
Weight	g	426	428
Information			

Ordering data

Version	Type	Qty.	Order No.	Type	Qty.	Order No.
	PZ 3	1	**0567300000**	PZ 6 roto	1	**9014350000**
Information						

Accessories

Information

Crimping tools for wire end ferrules

- Ratchet for precise crimping
- Release mechanism in case of incorrect operation
- Entry for wire end ferrule on the side

PZ 16

Crimping tool for wire end ferrules from 6...16 mm²

Crimping tool for wire end ferrules (to DIN 46228 part 1 and 4) with and without plastic collar from 6...16 mm² (~ AWG 10...6)

- Three crimping stations corresponding to the conductor cross-sections
- Crimp according to Euro-Norm EN 60947-1
- Approval according to VG 95211 (military designation VG 95 236 T 14 B 002)

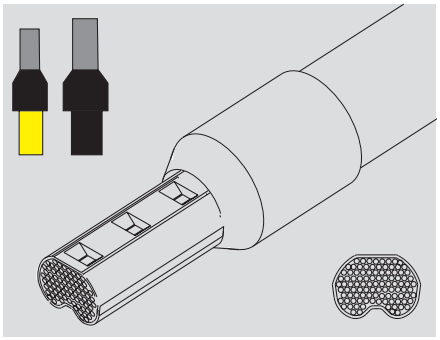

PZ ZH 16

Crimping tool for twin wire end ferrules, 6...16 mm²

Crimping tool for twin wire end ferrules (to DIN 46228 pt.4) with plastic collar from 6...16 mm² (~AWG 10...6)

- Three crimping stations corresponding to the conductor cross-sections

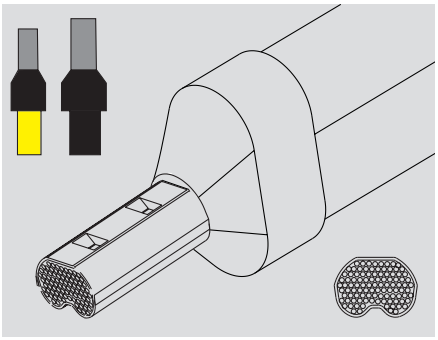

Technical data

Description of contact		PZ 16	PZ ZH 16
Type of contact		Wire end ferrules with/without plastic collar	Twin wire end ferrules
Crimping range	mm²	6 ... 16	6 ... 16
Crimping range 1 (with multiple crimping positions)	mm²	6	6
Crimping range 2 (with multiple crimping positions)	mm²	10	10
Crimping range 3 (with multiple crimping positions)	mm²	16	16
Plug width	mm		
Tool data			
Length	mm	200	260
Weight	g	418	700
Information			

Ordering data

Version	Type	Qty.	Order No.	Type	Qty.	Order No.
	PZ 16	1	**9012600000**	PZ ZH 16	1	**9013600000**
Information						

Accessories

Information

Crimping tools for wire end ferrules

- Ratchet for precise crimping
- Release mechanism in case of incorrect operation

PZ 50

Crimping tool for wire end ferrules with 25, 35 and 50 mm²

Crimping tool for wire end ferrules of 25, 35 and 50 mm² with and without plastic collar to DIN 46228 part 1 and 4(~ AWG 3...1)

- Three crimping stations corresponding to the conductor cross-sections
- Crimp according to Euro-Norm EN 60947-1
- Approval according to VG 95211 (military designation VG 95 236 T 14 B 002)

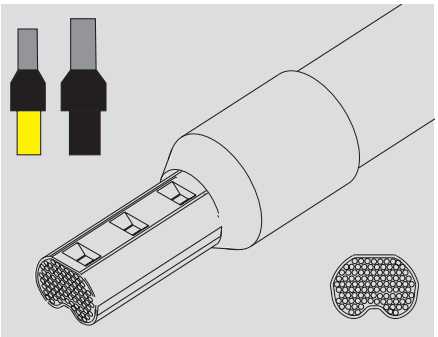

Technical data

Description of contact		PZ 50
Type of contact		Wire end ferrules with/without plastic collar
Crimping range	mm²	25 ... 50
Crimping range 1 (with multiple crimping positions)	mm²	25
Crimping range 2 (with multiple crimping positions)	mm²	35
Crimping range 3 (with multiple crimping positions)	mm²	50
Plug width	mm	

Tool data		
Length	mm	260
Weight	g	700
Information		

Ordering data

Version	Type	Qty.	Order No.
	PZ 50	1	9006450000
Information			

Accessories

Information

Rechargeable torque screwdriver

DMS 3

DMS 3 rechargeable torque screwdriver

- One-hand operation under all working conditions
- Switchable forward and reverse
- Two speeds: 200 and 400 rpm
- Precise torque settings from approx. 0.2 ... 3 Nm in 6 steps
- Consistent performance during battery discharge
- Grip swings easily from rod to pistol form
- Takes 1/4" bits held ball-bearing clamping mechanism (form E6.3)
- Safety lock prevents inadvertent operation
- Easy changeover from battery drive to manual operation up to 15 Nm

DMS 3 Set

Technical data

Screwdriver	
Motor	2.4 V DC
Idling speed	200/400 min^{-1}
Max. torque	3.0 Nm
Chuck	1/4" E 6.3 DIN 3126
Length	239 mm
Weight	400 g
Battery	
Type	2 Ni-Cd batteries each 1.2 V
Weight	122 g
Charger	
Input	230 V AC, 50 Hz, 50 mA
Output	2.9 V AC, 1.4 A, 4.1 VA
Charging time	1 hour
Weight	700 g

Ordering data

Type	Qty.	Order No.
DMS 3 Screwdriver incl. battery	1	**9007440000**

Type	Qty.	Order No.
DMS 3 set 1 (screwdriver incl. battery, charger, bits, plastic carrying case)*	1	**9007470000**
DMS 3 set 2 (as set1 with 1 additional battery)	1	**9007480000**

*) refer to figure

Accessories

Type	Qty.	Order No.
Spare battery	1	**9007450000**
Charger	1	**9007460000**

Electric torque screwdriver

DMS 2 Set

- Torque adjustable in four steps for standard screws M2.5 to M4
- Selectable electric power cut-off upon reaching a preselected torque
- High repetition accuracy
- Start-up in low gear and switchover to operating rpm is controlled via the pressure on the screw head
- Switchable forward and reverse
- Fatigue-free working due to ergonomic design and low weight
- Ideal design for one-hand operation under all working conditions and at different working locations
- Low noise
- Low energy consumption

Technical data

Rated voltage		230 V
Frequency		60 Hz
Rated power		45 W
Current consumption		0.2 A
rpm of spindle	in search gear	350 min^{-1}
	in working mode	700 min^{-1}
Torques		
Level 1 (M 2.5)		0.5 ± 0.1 Nm
Level 2 (M 3)		0.7 ± 0.15 Nm
Level 3 (M 3.5)		1.2 ± 0.2 Nm
Level 4 (M4)		1.7 ± 0.25 Nm
Weight incl. supply cable		0.990 kg
Weight		0.820 kg
Noise level to DIN 45 634		58 db (A)
Protection class II to DIN 57 740		
DIN/VDE 0740 T.1 and T.2		
EMC to EC directive 89/336/EWG		
CE mark		

Ordering data

Standard equipment	Type	Qty.	Order No.
	DMS 2 with 1/4" drive Form E 6.3 DIN 3126 with hang-up clip and 4 bits for slotted screws (Length: 50 mm) Blade dimensions 0.5 x 3 / 0.6 x 3.5 / 0.8 x 4 / 1.0 x 5.5	1	**0664600000**

Accessories

	Type	Qty.	Order No.
Balancer for hanging up the DMS 2	BAL 2 (balancer for hanging up the DMS 2)	1	**0181800000**

Screwdrivers

Screwdrivers

Weidmüller screwdrivers come in four different grip sizes, and are the result of a consistent grip concept which takes into account both the human hand and the different requirements when working

- Perfect handling with all grip sizes
- Maximum torques
- Optimum transmission of axial force
- Complete range including all commercial dimensions

SoftFinish-grip

With the SoftFinish zone for use in dry conditions and for general applications, Weidmüller offers a complete range of screwdrivers that enables far higher torques and at the same time substantially more comfort due to the soft material of the grip.

Product benefits:

- Made of special soft material which is kind to the skin, the SoftFinish zone enables maximum torques
- Perfect ergonomic grip design for comfortable screw driving and optimum handling
- Version with solid steel tip can be used for chiselling
- You can choose from long-life extremely stressable blades in standard sizes
- ChromTop blade tip offers maximum corrosion protection and greatest possible dimensional accuracy of the blade geometry in the screw head over many years

SoftFinish electric

VDE-insulated screwdriver according to DIN EN 60900, IEC 900 for work on live equipment

Product benefits:

- The protective insulation directly injected onto the screwdriver blade ensures electrical safety, even in critical applications
- Safe for working at up to 1500 volts DC and 1000 volts AC
- Each screwdriver is individually tested in a water bath at 10,000 volts according to DIN EN 60900
- Perfect ergonomic grip design for comfortable screw driving and optimum handling
- Made of special soft material which is kind to the skin, the SoftFinish zone prevents slipping in critical situations and at the same time enables maximum torques

Combined cutting and screw driving tool

that does not damage the edge; for cutting of copper cables with a diameter of up to 1.5 mm² solid and 2.5 mm² flexible.

swifty®

swifty®

- Cable cutting tool to mount on non-insulated screw drivers with a blade diameter of 3.5 mm
- Minimum manual force required
- Automatic opening of the cutter
- Ergonomically designed grip

swifty®set

- Efficient operation:
- Only one tool for cable-processing in IDC-technology
- Suitable for screw and tension clamps
- Readily available pocket size
- For right-handed and left-handed use
- One-hand operation

swifty®set

Technical data

Maximum cutting capacity			
Copper cable:			
Solid cable (conductor cross-section)	mm²	1.5	
Flexible cable (conductor cross-section)	mm²	2.5	
Tool data			
Length x width x height	mm	35 / 18 / 40	
Weight	g	20	

Ordering data

Type	Qty.	Order No.
swifty® (without screwdriver)	1	**9006020000**

Type	Qty.	Order No.
swifty®set (with screwdriver)	1	**9006060000**
Screwdriver (SD 0.6 3.5x100)	1	**9008330000**

VDE insulated screwdriver

VDE insulated screwdriver sets, for working on live parts up to 1000 V AC and 1500 V DC, DIN EN 60900, IEC 900. safety tested GS, every one tested. Blade made from fully hardend, high-alloy chromium-vanadium-molybdenum steel, gunmetal finish.

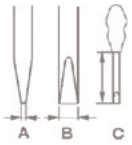

SDI S

VDE insulated slot-head screwdriver, SDI DIN 7437, ISO 2380/2, output to DIN 5264, ISO 2380/1, SoftFinish grip

Type	Size / SW	A	B	C	Order No.
SDI 0.4 x 2.5 x 75		0.4	2.5	80	**9008370000**
SDI 0.5 x 3.0 x 100		0.5	3.0	100	**9008380000**
SDI 0.6 x 3.5 x 100		0.6	3.5	100	**9008390000**
0.8 x 4.0 x 100		0.8	4.0	100	**9008400000**
SDI 1.0 x 4.5 x 125		1.0	4.5	125	**9008910000**
SDI 1.0 x 5.5 x 125		1.0	5.5	125	**9008410000**
SDI 1.2 x 6.5 x 150		1.2	6.5	125	**9025870000**
SDI 1.6 x 8.0 x 175		1.6	8.0	175	**9008430000**
SDI 0.4 x 2.0 x 60		0.4	2.0	60	**9205690000**
SDI 1.0 x 4.5 x 175		1.0	4.5	175	**9205700000**
SDI 1.0 x 5.5 x 175		1.0	5.5	175	**9205710000**

SDIK PH

VDE insulated crosshead screwdriver, for Phillips screws, SDIK PH DIN 7438, ISO 8764/2-PH, output to ISO 8764-PH, SoftFinish grip

SDIK PH0	0			60	**9008560000**
SDIK PH1	1			80	**9008570000**
SDIK PH2	2			100	**9008580000**
SDIK PH3	3			150	**9008590000**

SDIK PZ

VDE insulated crosshead screwdriver type Pozidriv SDIK PZ DIN 7438, ISO 8764/2-PZ, output to ISO 8764-PZ, SoftFinish grip

SDIK PZ1	1			80	**9008900000**
SDIK PZ2	2			100	**9008890000**

SDIT

VDE insulated Torx®-screwdriver, SDIT SoftFinish grip

SDI T8	8			60	**9201940000**
SDI T10	10			80	**9009640000**
SDI T15	15			80	**9009650000**
SDI T20	20			80	**9009660000**
SDI T25	25			80	**9009670000**
SDI T30	30			100	**9009680000**
SDI T35	40			150	**9009690000**

SKI

VDE insulated hexagon socket wrench, SKI SoftFinish grip

SKI 5.0 x 125	5			125	**9009000000**
SKI 5.5 x 125	5.5			125	**9008990000**
SKI 6.0 x 125	6			125	**9008980000**
SKI 7.0 x 125	7			125	**9008970000**
SKI 8.0 x 125	8			125	**9008960000**
SKI 9.0 x 125	9			125	**9008950000**
SKI 10.0 x 125	10			125	**9008940000**
SKI 11.0 x 125	11			125	**9008930000**
SKI 13.0 x 125	13			125	**9008920000**

Information

Uninsulated screwdriver

Weidmüller SoftFinish screwdriver for general uses, blade made from fully hardened, high-alloy chromium-vanadium-molybdenum steel, matt chrome finish.

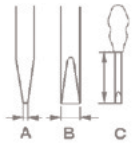

SDI S

Slotted screwdriver with round blade SD DIN 5265, ISO 2380/2, output to DIN 5264, ISO 2380/1, ChromTop tip, SoftFinish grip

Type	Size / SW	A	B	C	Order No.
SD 0.4 x 2.0 x 60		0.4	2.0	60	**9037160000**
SD 0.4 x 2.5 x 75		0.4	2.5	75	**9009030000**
SD 0.5 x 3.0 x 80		0.5	3.0	80	**9008320000**
SD 0.6 x 3.5 x 100		0.6	3.5	100	**9008330000**
SD 0.6 x 3.5 x 200		0.6	3.5	200	**9010110000**
SD 0.8 x 4.0 x 100		0.8	4.0	100	**9008340000**
SD 1.2 x 6.5 x 150		1.2	6.5	150	**9009010000**
SD 0.8 x 4.5 x 125		0.8	4.5	125	**9009020000**
SD 1.0 x 5.5 x 150		1.0	5.5	150	**9008350000**

SDK PH

Crosshead screwdriver, Phillips, SDK PH DIN 5262, ISO 8764/2-PH, ouput to ISO 8764-PH, ChromTop tip, SoftFinish grip

SDK PH0	0			60	**9008470000**
SDK PH1	1			80	**9008480000**
SDK PH2	2			100	**9008490000**
SDK PH3	3			150	**9008500000**

SDK PZ

Crosshead screwdriver, Pozidriv, SDK PZ DIN 5262, ISO 8764/2-PZ, ouput to ISO 8764/1-PZ, ChromTop tip, SoftFinish grip

SDK PZ0	0			60	**9008520000**
SDK PZ1	1			80	**9008530000**
SDK PZ2	2			100	**9008540000**
SDK PZ3	3			150	**9008550000**

SD TH

Torx® TH screwdriver with hole in tip of blade (tamper-tesistant), SD TH for screwing Torx® and Torx®-TH security screws (pin in centre of Torx recess), ChromTop tip, SoftFinish grip

SD TH8	8			60	**9009190000**
SD TH10	10			80	**9009180000**
SD TH15	15			80	**9009170000**
SD TH20	20			100	**9009160000**
SD TH25	25			100	**9009150000**
SD TH30	30			115	**9009140000**

SK

Hexagon socket wrench SK DIN 3125, ouput to DIN 3125, SoftFinish grip

SK 5.5 x 125	5.5			125	**9009120000**
SK 6.0 x 125	6			125	**9009110000**
SK 7.0 x 125	7			125	**9009100000**
SK 8.0 x 125	8			125	**9009090000**
SK 9.0 x 125	9			125	**9009080000**
SK 10.0 x 125	10			125	**9009070000**
SK 11.0 x 125	11			125	**9009060000**
SK 12.0 x 125	12			125	**9009050000**
SK 13.0 x 125	13			125	**9009040000**

Information

Wrench set Weidmüller

Allen key made from fully hardened, high-alloy chromium-vanadium-steel, to DIN ISO 2936 L (DIN 911), surface high-quality refined.

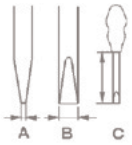

SK WSD S

9-piece offset screwdriver set in Prostar holder, with **MagicRing**: holds standard screws (size 3 and larger) in any position thanks to spring steel ring, with **ball point**: for working at angles up to 25°.

Type	Size / SW	A	B	C	Order No.
	1.5				
	2				
	2.5				
	3				
	4				
	5				
	6				
	8				
	10				
SK WSD-S 1.5-10.0					**9008850000**

SK S

7-piece Allen key set

	2				
	2.5				
	3				
	4				
	5				
	8				
	6				
SKS 2.0-8.0					**9008860000**

SK S

7-piece Allen key set with MagicRing and ball point: holds standard screws (size 3 and larger) in any position thanks to spring steel ring, with ball point: for working at angles up to 25°.

	2				
	2.5				
	3				
	4				
	5				
	6				
	8				
SKS 2.0-8.0 MR					**9008870000**

TH S

8-piece Torx®-TH screwdriver set
with hole in the blade point (tamper-proof), for screwing Torx® and Torx®-TH tamper-proof screws (centre pin in profile)

	9				
	10				
	15				
	20				
	25				
	27				
	30				
	40				
TH-S 9-40					**9008880000**

Information

DMS manual / DMSI manual

Torque screwdrivers with insulation up to 1000 V (VDE)
- **DMSI manual**

The “DMSI manual” with integral window torque scale combined with a Weidmüller 1000 V insulated (VDE) interchangeable blade ensures controlled tightening of screws plus reliability in electrical applications.
Every 1000 V insulated handle (VDE) and blade (VDE) is tested and provides the necessary safety up to 1000 V AC/1500 V DC.

Torque screwdrivers
- **DMS manual**

This is a versatile tool suitable for a variety of jobs, with integral scale for easy reading of the torque value plus a Weidmüller interchangeable blade.

Scale

J

Each model is available with two torque ranges:

- 0.5 to 1.7 Nm
- 2.0 to 8.0 Nm
- setting tool included

Setting tool

Advantages:
- Compact and especially lightweight design
- Torque set with special tool (included) to ensure the right setting
- Ergonomic handle size to match the torque range
- Every tool checked and given an ID No., 100% quality control with verification and product reference
- Audible, unmistakable click upon reaching the torque, no unnecessary effort
- Interchangeable blade made from high-quality wear-resistant tool steel
- All tools comply with the accuracy stipulations of: EN ISO 6798, BS EN 26789, ASME B107.14M
- Operating accuracy: ±6% of set scale value

Uninsulated torque screwdriver

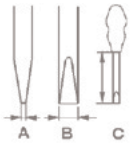

DMS manual

Torque-screwdriver
EN ISO 6798, BS EN 26789, ASME B107.14M

Type	Size / SW	A	B	C	Order No.
DMS MANUELL 0.5-1.7	0.5 - 1.7 Nm				**9918370000**
DMS MANUELL 2.0-8.0	2.0 - 8.0 Nm				**9918380000**

WK K S

Interchangeable blades for torque-screwdriver
output according to DIN 5264, ISO 2380/1

WK S 0.4 x 2.5	max. 0.6 Nm	0.4	2.5	175	**9918520000**
WK S 0.5 x 3.0	max. 0.6 Nm	0.5	3.0	175	**9918530000**
WK S 0.6 x 3.5	max. 1.1 Nm	0.6	3.5	175	**9918540000**
WK S 0.8 x 4.0	max. 2.5 Nm	0.8	4.0	175	**9918550000**
WK S 1.0 x 5.5	max. 3.8 Nm	1.0	5.5	175	**9918560000**

WK K PZ

Interchangeable blades for torque-screwdriver
output according to DIN 5260-PZ, ISO 8764/1-PZ

WK K PZ0	max. 0.9 Nm			175	**9918600000**
WK K PZ1	max. 3.8 Nm			175	**9918610000**
WK K PZ2	max. 5.5 Nm			175	**9918620000**

WK K PH

Interchangeable blades for torque-screwdriver
output according to DIN 5260-PH, ISO 8764/1-PH

WK K PH0	max. 0.9 Nm			175	**9918570000**
WK K PH1	max. 3.8 Nm			175	**9918580000**
WK K PH2	max. 5.5 Nm			175	**9918590000**

Information

VDE insulated torque screwdriver

VDE insulated torque screwdriver Weidmüller SoftFinish electric for work on live parts up to 1000 Vac and 1500 Vdc, DIN EN 60900, IEC 900. GS symbol, every one tested.

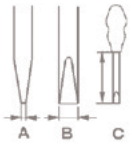

DMSI manual

VDE insulated torque-screwdriver
EN ISO 6798, BS EN 26789, ASME B107.14M

Type	Size / SW	A	B	C	Order No.
DMSI MANUELL 0.5-1.7	0.5 - 1.7 Nm				**9918390000**
DMSI MANUELL 2.0-8.0	2.0 - 8.0 Nm				**9918400000**

WK SI

VDE insulated interchangeable blades for VDE insulated torque-screwdriver
output according to DIN 5264, ISO 2380/1

WK SI 0.4 x 2.5	max. 0.6 Nm	0.4	2.5	175	**9918410000**
WK SI 0.5 x 3.0	max. 0.6 Nm	0.5	3.0	175	**9918420000**
WK SI 0.6 x 3.5	max. 1.1 Nm	0.6	3.5	175	**9918430000**
WK SI 0.8 x 4.0	max. 2.5 Nm	0.8	4.0	175	**9918440000**
WK SI 1.0 x 5.5	max. 3.8 Nm	1.0	5.5	175	**9918450000**

WK IK PH

VDE insulated interchangeable blades for VDE insulated torque-screwdriver
output according to DIN 5260-PH, ISO 8764/1-PH

WK IK PH0	max. 0.9 Nm			175	**9918460000**
WK IK PH1	max. 3.8 Nm			175	**9918470000**
WK IK PH2	max. 5.5 Nm			175	**9918480000**

WK IK PZ

VDE insulated interchangeable blades for VDE insulated torque-screwdriver
output according to DIN 5260-PZ, ISO 8764/1-PZ

WK IK PZ0	max. 0.9 Nm			175	**9918490000**
WK IK PZ1	max. 3.8 Nm			175	**9918500000**
WK IK PZ2	max. 5.5 Nm			175	**9918510000**

Information

IS 4, IS 6, IS 8

Allen key

Allen key, with spigot
- Surface nickel-plated
- Made from hardened chromium-vanadium steel
- According to DIN 6911
- Designed for screws to DIN 6912

Technical data

Ordering data

Type	Qty.	Order No.
IS 4	1	**0485100000**
IS 6	1	**0407900000**
IS 8	1	**0235000000**

IS 2 KG; IS 3 KG; IS 4 KG

Hexagon screwdriver

Hexagon screwdriver with cross-grip made from high-quality plastics
- Surface nickel-plated
- Made from hardened chromium-vanadium steel
- According to DIN 6911
- Designed for screws to DIN 6912

Technical data

Ordering data

Type	Qty.	Order No.
IS 2 KG	1	**1806630000**
IS 3 KG	1	**1806650000**
IS 4 KG	1	**1806660000**

BIT E6.3Z, SDIZ

for fixing sockets

Bits and screwdrivers with shouldered blades for fixing sockets to the Weidmüller range of modular terminals.
- No damage to walls around contacts
- Made from hardened chrome-vanadium steel
- Suitable for all Weidmüller sockets
- Bit holders available for E6.3
- DIN 3126 for bits and DIN EN 60900, IEC 900 for screwdrivers

Technical data

Ordering data

Type	Blade	Order No.
BIT E6.3Z	0.8 x 4.0 x 39	**9025590000**
BIT E6.3Z	0.6 x 3.5 x 39	**9025570000**
SDIZ	0.8 x 4.0	**9008460000**
SDIZ	0.3 x 3.5	**9008450000**

Wire end ferrules / Insulated cable lugs

Weidmüller stocks a comprehensive range of wire end ferrules and insulated cable lugs for immediate supply.

Wire end ferrules

Wire end ferrules ensure the long-term quality of electrical connections. Another advantage is their usefulness during installation. The wide range of products embraces wire end ferrules with or without plastic collars and twin wire end ferrules in all the colours normally required by users.

Insulated cable lugs

Insulated cable lugs ensure the long-term quality of electrical connections. Most of the products in the range (apart from the butt connectors) have a conical inlet.
This guarantees optimum entry of the conductor as the strands are automatically centred.

Wire end ferrules with plastic collar

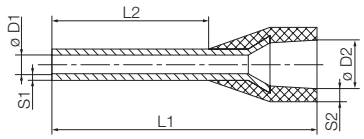

- Polypropylene conical cable entry
- Heat-resistant up to 105 °C
- Cable entry made from a not readily flammable material on request

For conductors from 0.14 to 150 mm² (AWG 26-300MCM)
Tin-plated copper
Dimensional tolerances to DIN 46228 part 4

Weidmüller colour code
packed loose

Ordering data

Type	ø mm²	AWG	L1	L2	D1	D2	S1	S2	Stripping length	Colour	Qty.	Order No.
H0.25/10	0.25	24	10.0	6.0	0.8	1.8	0.15	0.25	8.0	light blue	500	**9025740000**
H0.25/12	0.25	24	12.0	8.0	0.8	1.8	0.15	0.25	10.0	light blue	500	**9025760000**
H0.34/10	0.34	22	10.0	6.0	0.8	2.0	0.15	0.25	8.0	turquoise	500	**9025750000**
H0.34/12	0.34	22	12.0	8.0	0.8	2.0	0.15	0.25	10.0	turquoise	500	**9025770000**
H0.5/12	0.50	20	12.0	6.0	1.0	2.6	0.15	0.25	8.0	orange	500	**0409500000**
H0.5/14	0.50	20	14.0	8.0	1.0	2.6	0.15	0.25	10.0	orange	500	**0690700000**
H0.5/16	0.50	20	16.0	10.0	1.0	2.6	0.15	0.25	12.0	orange	500	**9025870000**
H0.75/12	0.75	18	12.0	6.0	1.2	2.8	0.15	0.25	8.0	white	500	**0409600000**
H0.75/14	0.75	18	14.0	8.0	1.2	2.8	0.15	0.25	10.0	white	500	**0462900000**
H0.75/16	0.75	18	16.0	10.0	1.2	2.8	0.15	0.25	12.0	white	500	**9025860000**
H0.75/18	0.75	18	18.0	12.0	1.2	2.8	0.15	0.25	14.0	white	500	**9025910000**
H1.0/12	1.00	17	12.0	6.0	1.4	3.0	0.15	0.25	8.0	yellow	500	**0409700000**
H1.0/14	1.00	17	14.0	8.0	1.4	3.0	0.15	0.25	10.0	yellow	500	**0463000000**
H1.0/16	1.00	17	16.0	10.0	1.4	3.0	0.15	0.25	12.0	yellow	500	**9025950000**
H1.0/18	1.00	17	18.0	12.0	1.4	3.0	0.15	0.25	15.0	yellow	500	**9025930000**
H1.5/14	1.50	16	14.0	8.0	1.7	3.5	0.15	0.25	10.0	red	500	**0463100000**
H1.5/16	1.50	16	16.0	10.0	1.7	3.5	0.15	0.25	12.0	red	500	**0635100000**
H1.5/24	1.50	16	24.0	18.0	1.7	3.5	0.15	0.25	20.0	red	500	**0565600000**
H2.5/14D	2.50	14	14.0	8.0	2.2	4.2	0.15	0.25	10.0	blue	500	**9019160000**
H2.5/18D	2.50	14	18.0	12.0	2.2	4.2	0.15	0.25	14.0	blue	500	**9019170000**
H2.5/24D	2.50	14	24.0	18.0	2.2	4.2	0.15	0.25	20.0	blue	500	**9019180000**
H4.0/17D	4.00	12	17.0	10.0	2.8	4.8	0.2	0.3	12.0	grey	500	**9019190000**
H4.0/20D	4.00	12	20.0	12.0	2.8	4.8	0.2	0.3	14.0	grey	500	**9019200000**
H4.0/26D	4.00	12	26.0	18.0	2.8	4.8	0.2	0.3	20.0	grey	100	**9019210000**
H6.0/20	6.00	10	20.0	12.0	3.5	6.3	0.2	0.3	14.0	black	100	**0533500000**
H6.0/26	6.00	10	26.0	18.0	3.5	6.3	0.2	0.3	20.0	black	100	**0565700000**
H10.0/22	10.00	7	22.0	12.0	4.5	7.6	0.2	0.4	15.0	ivory	100	**0534200000**
H10.0/28	10.00	7	28.0	18.0	4.5	7.6	0.2	0.4	21.0	ivory	100	**0565800000**
H16.0/24	16.00	6	24.0	12.0	5.8	8.8	0.2	0.4	15.0	green	100	**0565900000**
H16.0/28	16.00	6	28.0	18.0	5.8	8.8	0.2	0.4	21.0	green	100	**0566000000**
H25.0/30	25.00	3	30.0	16.0	7.3	11.2	0.2	0.4	18.0	brown	50	**0317000000**
H25.0/36	25.00	3	36.0	22.0	7.3	11.2	0.2	0.4	24.0	brown	50	**0317100000**
H35.0/30	35.00	2	30.0	16.0	8.3	12.7	0.2	0.4	19.0	beige	50	**0317200000**
H35.0/39	35.00	2	39.0	25.0	8.3	12.7	0.2	0.4	28.0	beige	50	**0317300000**
H50.0/36	50.00	1	36.0	20.0	10.3	15.0	0.3	0.5	26.0	olive green	50	**0444200000**
H70.0/40	70.00	2/0	37.0	20.0	12.7	16.0	0.35	0.6	26.0	yellow	25	**9028200000**
H95.0/44	95.00	3/0	44.0	25.0	14.7	18.0	0.35	0.6	31.0	red	25	**9028210000**
H120.0/50	120.00	4/0	50.0	30.0	16.5	21.0	0.5	0.7	36.0	blue	25	**9028220000**
H150.0/54	150.00	300 MCM	54.0	32.0	18.5	23.5	0.5	0.75	38.0	yellow	25	**9028230000**

Weidmüller colour code
in multipack bag

Ordering data

Type	ø mm²	AWG	L1	L2	D1	D2	S1	S2	Stripping length	Colour	Qty.	Order No.
H0.14/10	0.14	26	10.0	6.0	0.6	1.5	0.15	0.25	8.0	grey	500	**9005180000**
H0.14/12	0.14	26	12.0	8.0	0.6	1.5	0.15	0.25	10.0	grey	500	**9028240000**
H0.25/10	0.25	24	10.0	6.0	0.8	1.8	0.15	0.25	8.0	light blue	500	**9026050000**
H0.25/12	0.25	24	12.0	8.0	0.8	1.8	0.15	0.25	10.0	light blue	500	**9025780000**
H0.34/10	0.34	22	10.0	6.0	0.8	2.0	0.15	0.25	8.0	turquoise	500	**9026030000**
H0.34/12	0.34	22	12.0	8.0	0.8	2.0	0.15	0.25	10.0	turquoise	500	**9025790000**
H0.5/10	0.50	20	10.0	6.0	1.0	2.6	0.15	0.25	8.0	orange	500	**9028260000**
H0.5/14	0.50	20	14.0	8.0	1.0	2.6	0.15	0.25	10.0	orange	500	**9026060000**
H0.5/16	0.50	20	16.0	10.0	1.0	2.6	0.15	0.25	12.0	orange	500	**9028270000**
H0.75/12	0.75	18	12.0	6.0	1.2	2.8	0.15	0.25	8.0	white	500	**9028280000**
H0.75/14	0.75	18	14.0	8.0	1.2	2.8	0.15	0.25	10.0	white	500	**9026070000**
H0.75/16	0.75	18	16.0	10.0	1.2	2.8	0.15	0.25	12.0	white	500	**9028290000**
H0.75/18	0.75	18	18.0	12.0	1.2	2.8	0.15	0.25	14.0	white	500	**9028300000**
H1.0/12	1.00	17	12.0	6.0	1.4	3.0	0.15	0.25	8.0	yellow	500	**9028310000**
H1.0/14	1.00	17	14.0	8.0	1.4	3.0	0.15	0.25	10.0	yellow	500	**9026080000**
H1.0/16	1.00	17	16.0	10.0	1.4	3.0	0.15	0.25	12.0	yellow	500	**9028320000**
H1.0/18	1.00	17	18.0	12.0	1.4	3.0	0.15	0.25	15.0	yellow	500	**9028340000**
H1.5/14	1.50	16	14.0	8.0	1.7	3.5	0.15	0.25	10.0	red	500	**9026090000**
H1.5/16	1.50	16	16.0	10.0	1.7	3.5	0.15	0.25	12.0	red	500	**9028350000**
H2.5/14	2.50	14	14.0	8.0	2.2	4.2	0.15	0.25	10.0	blue	500	**9026100000**
H4.0/17	4.00	12	17.0	10.0	2.8	4.8	0.2	0.3	12.0	grey	250	**9026010000**

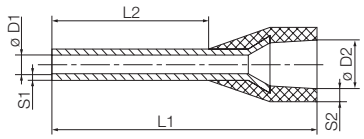

- Polypropylene conical cable entry
- Heat-resistant up to 105 °C
- Cable entry made from a not readily flammable material on request

For conductors from 0.5 to 2.5 mm² (AWG 22-14)
Tin-plated copper
Dimensional tolerances to DIN 46228 part 4

Weidmüller colour code

Strip of wire end ferrules

Ordering data

Type	ø mm²	AWG	L1	L2	D1	D2	S1	S2	Stripping length	Colour	Qty.	Order No.
H0.5/14	0.50	20	14.0	8.0	1.0	2.6	0.15	0.25	10.0	orange	500	**9004270000**
H0.75/14	0.75	18	14.0	8.0	1.2	2.8	0.15	0.25	10.0	white	500	**9004290000**
H1.0/14	1.00	17	14.0	8.0	1.4	3.0	0.15	0.25	10.0	yellow	500	**9004320000**
H1.5/14	1.50	16	14.0	8.0	1.7	3.2	0.15	0.25	10.0	red	500	**9004340000**
H2.5/14D	2.50	14	14.0	8.0	2.2	4.0	0.15	0.25	11.0	blue	500	**9004360000**

Weidmüller colour code

Reel of wire end ferrules

Ordering data

Type	ø mm²	AWG	L1	L2	D1	D2	S1	S2	Stripping length	Colour	Qty.	Order No.
H0.34/12	0.34	22	12.0	8.0	0.8	2.0	0.15	0.25	10.0	turquoise	5000	**9004390000**
H0.5/14	0.50	20	14.0	8.0	1.0	2.6	0.15	0.25	10.0	orange	5000	**9005810000**
H0.75/14	0.75	18	14.0	8.0	1.2	2.8	0.15	0.25	10.0	white	5000	**9005820000**
H1.0/14	1.00	17	14.0	8.0	1.4	3.0	0.15	0.25	11.0	yellow	5000	**9005830000**
H1.5/14	1.50	16	14.0	8.0	1.7	3.2	0.15	0.25	10.0	red	5000	**9005840000**
H2.5/14D	2.50	14	14.0	8.0	2.2	4.0	0.15	0.25	11.0	blue	3000	**9005850000**

Wire end ferrules with plastic collar

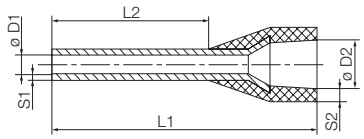

- Polypropylene conical cable entry
- Heat-resistant up to 105 °C
- Cable entry made from a not readily flammable material on request

For conductors from 0.5 to 50 mm² (AWG 20-1)
Tin-plated copper
Dimensional tolerances to DIN 46228 part 4

DIN colour code
packed loose

Ordering data

Type	ø mm²	AWG	L1	L2	D1	D2	S1	S2	Stripping length	Colour	VG*	Qty.	Order No.
H0.5/12D	0.50	20	12.0	6.0	1.0	2.6	0.15	0.25	8.0	❍ white	T 20A 001 A	500	**9019000000**
H0.5/14D	0.50	20	14.0	8.0	1.0	2.6	0.15	0.25	10.0	❍ white	T 20A 002 A	500	**9019010000**
H0.5/16D	0.50	20	16.0	10.0	1.0	2.6	0.15	0.25	12.0	❍ white	T 20A 003 A	500	**9019020000**
H0.75/12D	0.75	18	12.0	6.0	1.2	2.8	0.15	0.25	8.0	grey	T 20A 004 A	500	**9019030000**
H0.75/14D	0.75	18	14.0	8.0	1.2	2.8	0.15	0.25	10.0	grey	T 20A 005 A	500	**9019040000**
H0.75/16D	0.75	18	16.0	10.0	1.2	2.8	0.15	0.25	12.0	grey	T 20A 006 A	500	**9019050000**
H0.75/18D	0.75	18	18.0	12.0	1.2	2.8	0.15	0.25	14.0	grey	T 20A 007 A	500	**9019060000**
H1.0/12D	1.00	17	12.0	6.0	1.4	3.0	0.15	0.25	8.0	red	T 20A 008 A	500	**9019070000**
H1.0/14D	1.00	17	14.0	8.0	1.4	3.0	0.15	0.25	10.0	red	T 20A 009 A	500	**9019080000**
H1.0/16D	1.00	17	16.0	10.0	1.4	3.0	0.15	0.25	12.0	red	T 20A 010 A	500	**9019100000**
H1.0/18D	1.00	17	18.0	12.0	1.4	3.0	0.15	0.25	15.0	red	T 20A 011 A	500	**9019110000**
H1.5/14D	1.50	16	14.0	8.0	1.7	3.5	0.15	0.25	10.0	black	T 20A 012 A	500	**9019120000**
H1.5/16D	1.50	16	16.0	10.0	1.7	3.5	0.15	0.25	12.0	black	T 20A 013 A	500	**9019130000**
H1.5/18D	1.50	16	18.0	12.0	1.7	3.5	0.15	0.25	15.0	black	T 20A 014 A	500	**9019140000**
H1.5/24D	1.50	16	24.0	18.0	1.7	3.5	0.15	0.25	20.0	black	T 20A 015 A	500	**9019150000**
H2.5/14D	2.50	14	14.0	8.0	2.2	4.2	0.15	0.25	10.0	blue	T 20A 016 A	500	**9019160000**
H2.5/18D	2.50	14	18.0	12.0	2.2	4.2	0.15	0.25	14.0	blue	T 20A 017 A	500	**9019170000**
H2.5/24D	2.50	14	24.0	18.0	2.2	4.2	0.15	0.25	20.0	blue	T 20A 018 A	500	**9019180000**
H4.0/17D	4.00	12	17.0	10.0	2.8	4.8	0.2	0.3	12.0	grey	T 20A 019 A	500	**9019190000**
H4.0/20D	4.00	12	20.0	12.0	2.8	4.8	0.2	0.3	14.0	grey	T 20A 020 A	500	**9019200000**
H4.0/26D	4.00	12	26.0	18.0	2.8	4.8	0.2	0.3	20.0	grey	T 20A 021 A	100	**9019210000**
H6.0/20D	6.00	10	20.0	12.0	3.5	6.3	0.2	0.3	14.0	yellow	T 20A 022 A	100	**9019220000**
H6.0/26D	6.00	10	26.0	18.0	3.5	6.3	0.2	0.3	20.0	yellow	T 20A 023 A	100	**9019230000**
H10.0/22D	10.00	7	22.0	12.0	4.5	7.6	0.2	0.4	15.0	red	T 20A 024 A	100	**9019240000**
H10.0/28D	10.00	7	28.0	18.0	4.5	7.6	0.2	0.4	21.0	red	T 20A 025 A	100	**9019250000**
H16.0/24D	16.00	6	24.0	12.0	5.8	8.8	0.2	0.4	15.0	blue	T 20A 026 A	100	**9019260000**
H16.0/28D	16.00	6	28.0	18.0	5.8	8.8	0.2	0.4	21.0	blue	T 20A 027 A	100	**9019270000**
H25.0/30D	25.00	3	30.0	16.0	7.3	11.2	0.2	0.4	18.0	yellow	T 20A 028 A	50	**9019280000**
H25.0/36D	25.00	3	36.0	22.0	7.3	11.2	0.2	0.4	24.0	yellow	T 20A 030 A	50	**9019300000**
H35.0/30D	35.00	2	30.0	18.0	8.3	12.7	0.2	0.4	21.0	red	T 20A 032 A	50	**9019320000**
H35.0/30D	35.00	2	30.0	16.0	8.3	12.7	0.2	0.4	19.0	red	T 20A 031 A	50	**9019310000**
H35.0/39D	35.00	2	39.0	25.0	8.3	12.7	0.2	0.4	28.0	red	T 20A 033 A	50	**9019330000**
H50.0/36D	50.00	1	36.0	20.0	10.3	15.0	0.3	0.5	26.0	blue	T 20A 034 A	50	**9019340000**
H50.0/40D	50.00	1	40.0	25.0	10.3	15.0	0.3	0.5	31.0	blue	T 20A 035 A	50	**9019350000**

DIN colour code
in multipack bag

Ordering data

Type	ø mm²	AWG	L1	L2	D1	D2	S1	S2	Stripping length	Colour	VG*	Qty.	Order No.
H0.5/14D	0.50	20	14.0	8.0	1.0	2.6	0.15	0.25	10.0	❍ white	T 20A 002 A	500	**9019400000**
H0.75/14D	0.75	18	14.0	8.0	1.2	2.8	0.15	0.25	10.0	grey	T 20A 005 A	500	**9019410000**
H1.0/14D	1.00	17	14.0	8.0	1.4	3.0	0.15	0.25	10.0	red	T 20A 009 A	500	**9019420000**
H1.5/14D	1.50	16	14.0	8.0	1.7	3.5	0.15	0.25	10.0	black	T 20A 012 A	500	**9019430000**
H1.5/24D	1.50	16	24.0	18.0	1.7	3.5	0.15	0.25	20.0	black	T 20A 015 A	500	**9004140000**
H2.5/14	2.50	14	14.0	8.0	2.2	4.2	0.15	0.25	10.0	blue		500	**9026100000**
H4.0/17	4.00	12	17.0	10.0	2.8	4.8	0.2	0.3	12.0	grey		250	**9026010000**

DIN colour code
Strip of wire end ferrules

Ordering data

Type	ø mm²	AWG	L1	L2	D1	D2	S1	S2	Stripping length	Colour		Qty.	Order No.
H0.5/14D	0.50	20	14.0	8.0	1.0	2.6	0.15	0.25	10.0	❍ white	T 20A 002 A	500	**9004280000**
H0.75/14D	0.75	18	14.0	8.0	1.2	2.8	0.15	0.25	10.0	grey	T 20A 005 A	500	**9004300000**
H1.0/14D	1.00	17	14.0	8.0	1.4	3.0	0.15	0.25	10.0	red	T 20A 009 A	500	**9004330000**
H1.5/14D	1.50	16	14.0	8.0	1.7	3.2	0.15	0.25	10.0	black	T 20A 012 A	500	**9004350000**
H2.5/14D	2.50	14	14.0	8.0	2.2	4.0	0.15	0.25	11.0	blue	T 20A 016 A	500	**9004360000**

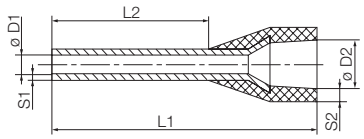

- Polypropylene conical cable entry
- Heat-resistant up to 105 °C
- Cable entry made from a not readily flammable material on request

For conductors from 0.5 to 2.5 mm² (AWG 20-14)
Tin-plated copper
Dimensional tolerances to DIN 46228 part 4

DIN colour code

Reel of wire end ferrules

Ordering data

Type	ø mm²	AWG	L1	L2	D1	D2	S1	S2	Stripping length	Colour	VG*	Qty.	Order No.
H0.5/14D	0.50	20	14.0	8.0	1.0	2.6	0.15	0.25	10.0	white		5000	**9005860000**
H0.75/14	0.75	18	14.0	8.0	1.2	2.8	0.15	0.25	10.0	grey		5000	**9005870000**
H1.0/14D	1.00	17	14.0	8.0	1.4	3.0	0.15	0.25	11.0	red		5000	**9005880000**
H1.5/14D	1.50	16	14.0	8.0	1.7	3.2	0.15	0.25	10.0	black		5000	**9005890000**
H2.5/14D	2.50	14	14.0	8.0	2.2	4.0	0.15	0.25	11.0	blue		3000	**9005850000**

Wire end ferrules with plastic collar

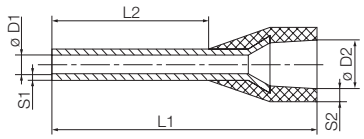

- Polypropylene conical cable entry
- Heat-resistant up to 105 °C
- Cable entry made from a not readily flammable material on request

For conductors from 0.14 to 25 mm² (AWG 26-3)
Tin-plated copper
Dimensional tolerances to DIN 46228 part 4

other colour code

packed loose

Ordering data

Type	ø mm²	AWG	L1	L2	D1	D2	S1	S2	Stripping length	Colour	Qty.	Order No.
H0.25/10T	0.25	24	10.0	6.0	0.8	1.8	0.15	0.25	8.0	yellow	500	**9021010000**
H0.25/12T	0.25	24	12.0	8.0	0.8	1.8	0.15	0.25	10.0	yellow	500	**9021020000**
H0.5/12D	0.50	20	12.0	6.0	1.0	2.6	0.15	0.25	8.0	white	500	**9019000000**
H0.5/14D	0.50	20	14.0	8.0	1.0	2.6	0.15	0.25	10.0	white	500	**9019010000**
H0.5/16D	0.50	20	16.0	10.0	1.0	2.6	0.15	0.25	12.0	white	500	**9019020000**
H0.75/12T	0.75	18	12.0	6.0	1.2	2.8	0.15	0.25	8.0	light blue	500	**9021030000**
H0.75/14	0.75	18	14.0	8.0	1.2	2.8	0.15	0.25	10.0	light blue	500	**9021040000**
H0.75/16T	0.75	18	16.0	10.0	1.2	2.8	0.15	0.25	12.0	light blue	500	**9021050000**
H0.75/18T	0.75	18	18.0	12.0	1.2	2.8	0.15	0.25	14.0	light blue	500	**9021060000**
H1.0/12D	1.00	17	12.0	6.0	1.4	3.0	0.15	0.25	8.0	red	500	**9019070000**
H1.0/14D	1.00	17	14.0	8.0	1.4	3.0	0.15	0.25	10.0	red	500	**9019080000**
H1.0/16D	1.00	17	16.0	10.0	1.4	3.0	0.15	0.25	12.0	red	500	**9019100000**
H1.0/18D	1.00	17	18.0	12.0	1.4	3.0	0.15	0.25	15.0	red	500	**9019110000**
H1.5/14D	1.50	16	14.0	8.0	1.7	3.5	0.15	0.25	10.0	black	500	**9019120000**
H1.5/16D	1.50	16	16.0	10.0	1.7	3.5	0.15	0.25	12.0	black	500	**9019130000**
H1.5/18D	1.50	16	18.0	12.0	1.7	3.5	0.15	0.25	15.0	black	500	**9019140000**
H1.5/24D	1.50	16	24.0	18.0	1.7	3.5	0.15	0.25	20.0	black	500	**9019150000**
H2.5/14T	2.50	14	14.0	8.0	2.2	4.2	0.15	0.25	10.0	grey	500	**9021070000**
H2.5/18T	2.50	14	18.0	12.0	2.2	4.2	0.15	0.25	14.0	grey	500	**9021080000**
H2.5/24T	2.50	14	24.0	18.0	2.2	4.2	0.15	0.25	20.0	grey	500	**9021090000**
H4.0/17T	4.00	12	17.0	10.0	2.8	4.8	0.2	0.3	12.0	orange	500	**9021100000**
H4.0/20T	4.00	12	20.0	12.0	2.8	4.8	0.2	0.3	14.0	orange	500	**9021110000**
H4.0/26T	4.00	12	26.0	18.0	2.8	4.8	0.2	0.3	20.0	orange	100	**9021120000**
H6.0/20T	6.00	10	20.0	12.0	3.5	6.3	0.2	0.3	14.0	green	100	**9021130000**
H6.0/26T	6.00	10	26.0	18.0	3.5	6.3	0.2	0.3	20.0	green	100	**9021140000**
H10.0/22T	10.00	7	22.0	12.0	4.5	7.6	0.2	0.4	15.0	brown	100	**9021150000**
H10.0/28T	10.00	7	28.0	18.0	4.5	7.6	0.2	0.4	21.0	brown	100	**9021160000**
H16.0/24T	16.00	6	24.0	12.0	5.8	8.8	0.2	0.4	15.0	white	100	**9021170000**
H16.0/28T	16.00	6	28.0	18.0	5.8	8.8	0.2	0.4	21.0	white	100	**9021180000**
H25.0/30T	25.00	3	30.0	16.0	7.3	11.2	0.2	0.4	18.0	black	50	**9021190000**
H25.0/36T	25.00	3	36.0	22.0	7.3	11.2	0.2	0.4	24.0	black	50	**9021200000**

J

other colour code

in multipack bag

Ordering data

Type	ø mm²	AWG	L1	L2	D1	D2	S1	S2	Stripping length	Colour	Qty.	Order No.
H0.14/10T	0.14	26	10.0	6.0	0.6	1.5	0.15	0.25	8.0	brown	500	**9028250000**
H0.25/10T	0.25	24	10.0	6.0	0.8	1.8	0.15	0.25	8.0	yellow	500	**9021210000**
H0.25/12T	0.25	24	12.0	8.0	0.8	1.8	0.15	0.25	10.0	yellow	500	**9021220000**
H0.5/14D	0.50	20	14.0	8.0	1.0	2.6	0.15	0.25	10.0	white	500	**9019400000**
H0.75/14T	0.75	18	14.0	8.0	1.2	2.8	0.15	0.25	10.0	light blue	500	**9021230000**
H1.0/14D	1.00	17	14.0	8.0	1.4	3.0	0.15	0.25	10.0	red	500	**9019420000**
H1.5/14D	1.50	16	14.0	8.0	1.7	3.5	0.15	0.25	10.0	black	500	**9019430000**
H1.5/24D	1.50	16	24.0	18.0	1.7	3.5	0.15	0.25	20.0	black	500	**9004140000**
H2.5/14T	2.50	14	14.0	8.0	2.2	4.2	0.15	0.25	10.0	grey	500	**9021240000**
H4.0/17T	4.00	12	17.0	10.0	2.8	4.8	0.2	0.3	12.0	orange	250	**9021250000**

other colour code

Strip of wire end ferrules

Ordering data

Type	ø mm²	AWG	L1	L2	D1	D2	S1	S2	Stripping length	Colour	Qty.	Order No.
H0.5/14D	0.50	20	14.0	8.0	1.0	2.6	0.15	0.25	10.0	white	500	**9004280000**
H0.75/14T	0.75	18	14.0	8.0	1.2	2.8	0.15	0.25	10.0	light blue	500	**9004310000**
H1.0/14D	1.00	17	14.0	8.0	1.4	3.0	0.15	0.25	10.0	red	500	**9004330000**
H1.5/14D	1.50	16	14.0	8.0	1.7	3.2	0.15	0.25	10.0	black	500	**9004350000**
H2.5/14T	2.50	14	14.0	8.0	2.2	4.0	0.15	0.25	11.0	grey	500	**9004370000**

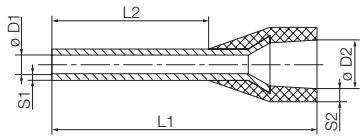

- Polypropylene conical cable entry
- Heat-resistant up to 105 °C
- Cable entry made from a not readily flammable material on request

For conductors from 0.5 to 2.5 mm² (AWG 20-14)
Tin-plated copper
Dimensional tolerances to DIN 46228 part 4

other colour code

Reel of wire end ferrules

Ordering data

Type	ø mm²	AWG	L1	L2	D1	D2	S1	S2	Stripping length	Colour	Qty.	Order No.
H0.5/14D	0.50	20	14.0	8.0	1.0	2.6	0.15	0.25	10.0	○ white	5000	**9005860000**
H0.75/14T	0.75	18	14.0	8.0	1.2	2.8	0.15	0.25	10.0	● light blue	5000	**9005900000**
H1.0/14D	1.00	17	14.0	8.0	1.4	3.0	0.15	0.25	11.0	● red	5000	**9005880000**
H1.5/14D	1.50	16	14.0	8.0	1.7	3.2	0.15	0.25	10.0	● black	5000	**9005890000**
H2.5/14T	2.50	14	14.0	8.0	2.2	4.0	0.15	0.25	11.0	● grey	3000	**9005910000**

Twin-wire end ferrules with plastic collar

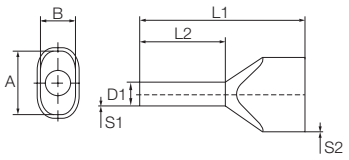

- Polypropylene conical cable entry
- Heat-resistant up to 105 °C
- Cable entry made from a not readily flammable material on request

For conductors from 2 x 0,5-2 x 16 mm² (2 x AWG 20-2 x AWG 6)
Tin-plated copper
Dimensional tolerances to DIN 46228 part 4

Weidmüller colour code
packed loose

Ordering data

Type	ø mm²	AWG	L1	L2	D1	D2	S1	S2	Stripping length	Colour	Qty.	Order No.
H0.5/15	0.50	20	15.0	8.0	1.4		0.15	0.3	11.0	orange	500	**9037200000**
H0.5/16.5	0.50	20	16.0	10.0	1.4		0.15	0.3	13.0	orange	500	**9037210000**
H0.5/18.5	0.50	20	19.0	12.0	1.4		0.15	0.3	15.0	orange	500	**9037220000**
H0.75/15	0.75	18	15.0	8.0	1.7		0.15	0.3	11.0	white	500	**9037230000**
H0.75/17	0.75	18	17.0	10.0	1.7		0.15	0.3	13.0	white	500	**9037240000**
H0.75/19S	0.75	18	19.0	12.0	1.4		0.15	0.3	21.0	white	500	**9202820000**
H0.75/24.5	0.75	18	24.0	18.0	1.7		0.15	0.3	21.0	white	500	**9037250000**
H1.0/15	1.00	17	15.0	8.0	2.0		0.15	0.3	12.0	yellow	500	**9037260000**
H1.0/15S	1.00	17	16.0	8.0	2.2		0.15	0.3	12.0	yellow	500	**9018690000**
H1.0/20	1.00	17	19.0	12.0	2.0		0.15	0.3	16.0	yellow	500	**9037270000**
H1.0/25.6	1.00	17	25.0	18.0	2.0		0.15	0.3	22.0	yellow	500	**9037280000**
H1.5/16	1.50	16	16.0	8.2	2.2		0.15	0.3	11.0	red	500	**9037290000**
H1.5/20	1.50	16	20.0	12.0	2.2		0.15	0.3	15.0	red	500	**9037300000**
H1.5/25.6	1.50	16	26.0	18.0	2.2		0.15	0.3	21.0	red	100	**9037310000**
H2.5/18.5D	2.50	14	19.0	10.0	2.8		0.15	0.4	13.0	blue	500	**9037500000**
H2.5/20.5D	2.50	14	21.0	12.0	2.8		0.15	0.4	15.0	blue	100	**9037510000**
H2.5/26.5D	2.50	14	27.0	18.0	2.8		0.15	0.4	21.0	blue	100	**9037520000**
H4.0/22D	4.00	12	22.0	12.0	3.5		0.2	0.5	15.0	grey	100	**9037530000**
H4.0/28D	4.00	12	28.0	18.0	3.5		0.2	0.5	21.0	grey	100	**9037540000**
H6.0/25	6.00	10	25.0	12.0	4.5		0.2	0.5	20.0	black	100	**9037320000**
H6.0/29	6.00	10	29.0	18.0	4.5		0.2	0.5	24.0	black	100	**9037330000**
H10.0/24S	10.00	7	24.0	12.0	6.5		0.2	0.5	17.0	ivory	100	**9018860000**
H10.0/26	10.00	7	24.0	12.0	5.8		0.2	0.5	17.0	ivory	100	**9037340000**
H10.0/30	10.00	7	30.0	18.0	5.8		0.2	0.5	23.0	ivory	100	**9037350000**
H10.0/30S	10.00	7	30.0	18.0	6.5		0.2	0.5	23.0	ivory	100	**9018870000**
H16.0/29	16.00	6	29.0	16.0	8.3		0.3	0.6	20.0	green	50	**9037360000**
H16.0/38	16.00	6	38.0	25.0	8.3		0.3	0.6	29.0	green	50	**9037370000**

Weidmüller colour code
in multipack bag

Ordering data

Type	ø mm²	AWG	L1	L2	D1	D2	S1	S2	Stripping length	Colour	Qty.	Order No.
H0.5/15	0.50	20	15.0	8.0	1.4		0.15	0.3	11.0	orange	500	**9004440000**
H0.75/15	0.75	18	15.0	8.0	1.7		0.15	0.3	11.0	white	500	**9018510000**
H0.75/17	0.75	18	17.0	10.0	1.7		0.15	0.3	13.0	white	500	**9004900000**
H1.0/15	1.00	17	15.0	8.0	2.0		0.15	0.3	12.0	yellow	500	**9018530000**
H1.0/15S	1.00	17	16.0	8.0	2.2		0.15	0.3	12.0	yellow	500	**9018650000**
H1.0/20	1.00	17	19.0	12.0	2.0		0.15	0.3	16.0	yellow	500	**9004910000**
H1.5/16	1.50	16	16.0	8.2	2.2		0.15	0.3	11.0	red	500	**9004410000**
H1.5/20	1.50	16	20.0	12.0	2.2		0.15	0.3	15.0	red	500	**9004920000**
H2.5/18.5D	2.50	14	19.0	10.0	2.8		0.15	0.4	13.0	blue	250	**9004430000**
H2.5/20.5D	2.50	14	21.0	12.0	2.8		0.15	0.4	15.0	blue	250	**9004740000**
H4.0/22D	4.00	12	22.0	12.0	3.5		0.2	0.5	15.0	grey	100	**9004730000**
H6.0/25	6.00	10	25.0	12.0	4.5		0.2	0.5	20.0	black	100	**9004930000**
H10.0/26	10.00	7	24.0	12.0	5.8		0.2	0.5	17.0	ivory	100	**9004940000**

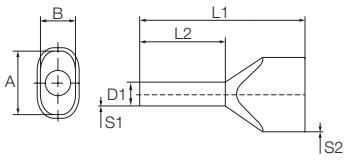

- Polypropylene conical cable entry
- Heat-resistant up to 105 °C
- Cable entry made from a not readily flammable material on request

For conductors from 2 x 0,5-2 x 16 mm² (2 x AWG 20-2 x AWG 6)
Tin-plated copper
Dimensional tolerances to DIN 46228 part 4

DIN colour code

packed loose

Ordering data

Type	ø mm²	AWG	L1	L2	D1	D2	S1	S2	Stripping length	Colour	Qty.	Order No.
H0.5/15D	0.50	20	15.0	8.0	1.4		0.15	0.3	11.0	❍ white	500	**9037380000**
H0.5/16.5D	0.50	20	16.0	10.0	1.4		0.15	0.3	13.0	❍ white	500	**9037390000**
H0.5/18.4D	0.50	20	19.0	12.0	1.4		0.15	0.3	15.0	❍ white	500	**9037400000**
H0.75/15D	0.75	18	15.0	8.0	1.7		0.15	0.3	11.0	● grey	500	**9037410000**
H0.75/17D	0.75	18	17.0	10.0	1.7		0.15	0.3	13.0	● grey	500	**9037420000**
H0.75/19DS	0.75	18	19.0	12.0	1.4		0.15	0.3	21.0	● grey	500	**9202830000**
H0.75/24.5D	0.75	18	24.0	18.0	1.7		0.15	0.3	21.0	● grey	500	**9037430000**
H1.0/15D	1.00	17	16.0	8.0	2.2		0.15	0.3	12.0	● red	500	**9037440000**
H1.0/20D	1.00	17	19.0	12.0	2.0		0.15	0.3	16.0	● red	500	**9037450000**
H1.0/25.6D	1.00	17	25.0	18.0	2.0		0.15	0.3	22.0	● red	500	**9037460000**
H1.5/16D	1.50	16	16.0	8.0	2.2		0.15	0.3	11.0	● black	500	**9037470000**
H1.5/20D	1.50	16	20.0	12.0	2.2		0.15	0.3	15.0	● black	500	**9037480000**
H1.5/25.6D	1.50	16	26.0	18.0	2.2		0.15	0.3	21.0	● black	100	**9037490000**
H2.5/18.5D	2.50	14	19.0	10.0	2.8		0.15	0.4	13.0	● blue	500	**9037500000**
H2.5/20.5D	2.50	14	21.0	12.0	2.8		0.15	0.4	15.0	● blue	100	**9037510000**
H2.5/26.5D	2.50	14	27.0	18.0	2.8		0.15	0.4	21.0	● blue	100	**9037520000**
H4.0/22D	4.00	12	22.0	12.0	3.5		0.2	0.5	15.0	● grey	100	**9037530000**
H4.0/28D	4.00	12	28.0	18.0	3.5		0.2	0.5	21.0	● grey	100	**9037540000**
H6.0/25D	6.00	10	25.0	12.0	4.5		0.2	0.5	20.0	● yellow	100	**9037550000**
H6.0/29D	6.00	10	29.0	18.0	4.5		0.2	0.5	24.0	● yellow	100	**9037560000**
H10.0/24DS	10.00	7	24.0	12.0	6.5		0.2	0.5	17.0	● red	100	**9018880000**
H10.0/26D	10.00	7	24.0	12.0	5.8		0.2	0.5	17.0	● red	100	**9037570000**
H10.0/30D	10.00	7	30.0	18.0	5.8		0.2	0.5	23.0	● red	100	**9037580000**
H10.0/30DS	10.00	7	30.0	18.0	6.5		0.2	0.5	23.0	● red	100	**9018890000**
H16.0/29D	16.00	6	29.0	16.0	8.3		0.3	0.6	20.0	● blue	50	**9037590000**
H16.0/38D	16.00	6	38.0	25.0	8.3		0.3	0.6	29.0	● blue	50	**9037600000**

DIN colour code

in multipack bag

Ordering data

Type	ø mm²	AWG	L1	L2	D1	D2	S1	S2	Stripping length	Colour	Qty.	Order No.
H0.5/15D	0.50	20	15.0	8.0	1.4		0.15	0.3	11.0	❍ white	500	**9004780000**
H0.75/15D	0.75	18	15.0	8.0	1.7		0.15	0.3	11.0	● grey	500	**9018520000**
H0.75/17D	0.75	18	17.0	10.0	1.7		0.15	0.3	13.0	● grey	500	**9004770000**
H1.0/15D	1.00	17	16.0	8.0	2.2		0.15	0.3	12.0	● red	500	**9018540000**
H1.0/20D	1.00	17	19.0	12.0	2.0		0.15	0.3	16.0	● red	500	**9004760000**
H1.5/16D	1.50	16	16.0	8.0	2.2		0.15	0.3	11.0	● black	500	**9004420000**
H1.5/20D	1.50	16	20.0	12.0	2.2		0.15	0.3	15.0	● black	500	**9004750000**
H2.5/18.5D	2.50	14	19.0	10.0	2.8		0.15	0.4	13.0	● blue	250	**9004430000**
H2.5/20.5D	2.50	14	21.0	12.0	2.8		0.15	0.4	15.0	● blue	250	**9004740000**
H4.0/22D	4.00	12	22.0	12.0	3.5		0.2	0.5	15.0	● grey	100	**9004730000**
H6.0/25D	6.00	10	25.0	12.0	4.5		0.2	0.5	20.0	● yellow	100	**9004720000**
H10.0/26D	10.00	7	24.0	12.0	5.8		0.2	0.5	17.0	● red	100	**9004710000**

Twin-wire end ferrules with plastic collar

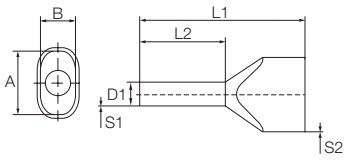

- Polypropylene conical cable entry
- Heat-resistant up to 105 °C
- Cable entry made from a not readily flammable material on request

For conductors from 2 x 0,5-2 x 16 mm² (2 x AWG 20-2 x AWG 6)
Tin-plated copper
Dimensional tolerances to DIN 46228 part 4

other colour code
packed loose

Ordering data

Type	ø mm²	AWG	L1	L2	D1	D2	S1	S2	Stripping length	Colour	Qty.	Order No.
H0.5/15	0.50	20	15.0	8.0	1.4		0.15	0.3	11.0	orange	500	**9037200000**
H0.5/16.5	0.50	20	16.0	10.0	1.4		0.15	0.3	13.0	orange	500	**9037210000**
H0.5/18.5	0.50	20	19.0	12.0	1.4		0.15	0.3	15.0	orange	500	**9037220000**
H0.75/15T	0.75	18	15.0	8.0	1.7		0.15	0.3	11.0	light blue	500	**9037610000**
H0.75/17T	0.75	18	17.0	10.0	1.7		0.15	0.3	13.0	light blue	500	**9037620000**
H0.75/19TS	0.75	18	19.0	12.0	1.4		0.15	0.3	21.0	light blue	500	**9202840000**
H0.75/24.5T	0.75	18	24.0	18.0	1.7		0.15	0.3	21.0	light blue	500	**9037630000**
H1.0/15D	1.00	17	16.0	8.0	2.2		0.15	0.3	12.0	red	500	**9037440000**
H1.0/20D	1.00	17	19.0	12.0	2.0		0.15	0.3	16.0	red	500	**9037450000**
H1.0/25.6D	1.00	17	25.0	18.0	2.0		0.15	0.3	22.0	red	500	**9037460000**
H1.5/16D	1.50	16	16.0	8.0	2.2		0.15	0.3	11.0	black	500	**9037470000**
H1.5/20D	1.50	16	20.0	12.0	2.2		0.15	0.3	15.0	black	500	**9037480000**
H1.5/25.6D	1.50	16	26.0	18.0	2.2		0.15	0.3	21.0	black	100	**9037490000**
H2.5/18.5T	2.50	14	19.0	10.0	2.8		0.15	0.4	13.0	grey	500	**9037640000**
H2.5/20.5T	2.50	14	21.0	12.0	2.8		0.15	0.4	15.0	grey	100	**9037650000**
H2.5/26.5T	2.50	14	27.0	18.0	2.8		0.15	0.4	21.0	grey	100	**9037660000**
H4.0/22T	4.00	12	22.0	12.0	3.5		0.2	0.5	15.0	orange	100	**9037670000**
H4.0/28T	4.00	12	28.0	18.0	3.5		0.2	0.5	21.0	orange	100	**9037680000**
H6.0/25T	6.00	10	25.0	12.0	4.5		0.2	0.5	20.0	green	100	**9037690000**
H6.0/29T	6.00	10	29.0	18.0	4.5		0.2	0.5	24.0	green	100	**9037700000**
H10.0/26T	10.00	7	24.0	12.0	5.8		0.2	0.5	17.0	brown	100	**9037710000**
H10.0/30T	10.00	7	30.0	18.0	5.8		0.2	0.5	23.0	brown	100	**9037720000**
H16.0/19T	16.00	6	29.0	16.0	8.3		0.3	0.6	20.0	white	50	**9037730000**
H16.0/38T	16.00	6	38.0	25.0	8.3		0.3	0.6	29.0	white	50	**9037740000**

other colour code
in multipack bag

Ordering data

Type	ø mm²	AWG	L1	L2	D1	D2	S1	S2	Stripping length	Colour	Qty.	Order No.
H0.75/17T	0.75	18	17.0	10.0	1.7		0.15	0.3	13.0	light blue	500	**9005140000**
H1.0/15D	1.00	17	16.0	8.0	2.2		0.15	0.3	12.0	red	500	**9018540000**
H1.0/20D	1.00	17	19.0	12.0	2.0		0.15	0.3	16.0	red	500	**9004760000**
H1.5/16D	1.50	16	16.0	8.0	2.2		0.15	0.3	11.0	black	500	**9004420000**
H1.5/20D	1.50	16	20.0	12.0	2.2		0.15	0.3	15.0	black	500	**9004750000**
H2.5/18.5T	2.50	14	19.0	10.0	2.8		0.15	0.4	13.0	grey	250	**9018580000**
H2.5/20.5	2.50	14	21.0	12.0	2.8		0.15	0.4	15.0	grey	250	**9005150000**
H4.0/22T	4.00	12	22.0	12.0	3.5		0.2	0.5	15.0	orange	100	**9018590000**
H6.0/25T	6.00	10	25.0	12.0	4.5		0.2	0.5	20.0	green	100	**9005160000**
H10.0/26T	10.00	7	24.0	12.0	5.8		0.2	0.5	17.0	brown	100	**9005170000**

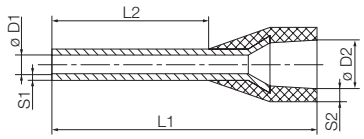

- Polypropylene conical cable entry
- Heat-resistant up to 105 °C
- Cable entry made from a not readily flammable material on request

For conductors from 1.5 to 16 mm² (AWG 16-6)
Tin-plated copper
Dimensional tolerances to DIN 46228 part 4

Weidmüller colour code
packed loose

Ordering data

Type	ø mm²	AWG	L1	L2	D1	D2	S1	S2	Stripping length	Colour	Qty.	Order No.
H1.5/24 XS	1.50	16	24.0	18.0	1.8	6.8	0.15	0.3	20.0	● black	100	**9202870000**
H2.5/24 XS	2.50	14	24.0	18.0	2.3	7.6	0.15	0.3	20.0	● blue	100	**9202880000**

Weidmüller colour code
in multipack bag

Ordering data

Type	ø mm²	AWG	L1	L2	D1	D2	S1	S2	Stripping length	Colour	Qty.	Order No.
H1.5/17.5X	1.50	16	17.5	8.0	1.8	6.8	0.15	0.3	13.0	● black	100	**9006590000**
H1.5/19.5X	1.50	16	19.5	10.0	1.8	6.8	0.15	0.3	15.0	● black	100	**9006630000**
H2.5/17.5X	2.50	14	17.5	8.0	2.3	7.6	0.15	0.3	14.0	● blue	100	**9006670000**
H2.5/21.5X	2.50	14	21.5	12.0	2.3	7.6	0.15	0.3	17.0	● blue	100	**9006710000**
H4.0/19.5X	4.00	12	19.5	10.0	2.9	7.8	0.2	0.3	14.0	● grey	100	**9006750000**
H6.0/23.0X	6.00	10	23.0	12.0	3.6	8.1	0.2	0.3	17.0	● yellow	100	**9006790000**
H10.0/24.5X	10.00	7	24.0	12.0	4.6	9.6	0.2	0.3	17.0	● red	100	**9006830000**
H16.0/25.5X	16.00	6	25.5	12.0	6.0	11.9	0.2	0.3	26.0	● blue	100	**9006870000**

Wire end ferrules with plastic collar, special sizes

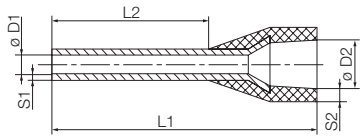

- Polypropylene conical cable entry
- Heat-resistant up to 105 °C
- Cable entry made from a not readily flammable material on request

For conductors from 0.5 to 2.5 mm² (AWG 20-14)
Tin-plated copper
Dimensional tolerances to DIN 46228 part 4

Weidmüller colour code
packed loose

Ordering data

Type	ø mm²	AWG	L1	L2	D1	D2	S1	S2	Stripping length	Colour	Qty.	Order No.
H0.5/14S	0.50	20	14.0	8.0	1.0	2.9	0.15	0.25	10.0	orange	500	**9004560000**
H0.5/14S	0.50	20	14.0	8.0	1.0	2.9	0.15	0.25	10.0	white	500	**9004590000**
H0.5/16DS	0.50	20	16.0	10.0	1.0	2.9	0.15	0.25	12.0	white	500	**9202910000**
H0.5/16S	0.50	20	16.0	10.0	1.0	2.9	0.15	0.25	12.0	orange	500	**9202900000**
H0.75/14S	0.75	18	14.0	8.0	1.2	3.4	0.15	0.25	10.0	white	500	**9025960000**
H0.75/14TS	0.75	18	14.0	8.0	1.2	3.4	0.15	0.25	10.0	light blue	500	**9018550000**
H1.0/14S	1.00	17	14.0	8.0	1.4	3.5	0.15	0.25	10.0	yellow	500	**9025970000**
H1.0/14S	1.00	17	14.0	8.0	1.4	3.5	0.15	0.25	10.0	red	500	**9018560000**
H1.5/12S	1.50	16	12.0	6.0	1.7	3.5	0.15	0.25	8.0	red	500	**9025690000**
H1.5/14S	1.50	16	14.0	8.0	1.7	3.9	0.15	0.25	10.0	red	500	**9025980000**
H1.5/14S	1.50	16	14.0	8.0	1.7	3.9	0.15	0.25	10.0	black	500	**9025240000**
H2.5/12DS	2.50	14	12.0	6.0	2.2	4.2	0.15	0.25	8.0	blue	500	**9028490000**
H2.5/12TS	2.50	14	12.0	6.0	2.2	4.2	0.15	0.25	8.0	grey	500	**9036200000**
H2.5/14S	2.50	14	14.0	8.0	2.2	4.0	0.15	0.25	10.0	blue	500	**1333100000**
H2.5/14TS	2.50	14	14.0	8.0	2.2	4.0	0.15	0.25	10.0	grey	500	**9426770000**
H2.5/16DS	2.50	14	16.0	10.0	2.2	4.2	0.15	0.25	13.0	blue	500	**9036220000**

Weidmüller colour code
in multipack bag

Ordering data

Type	ø mm²	AWG	L1	L2	D1	D2	S1	S2	Stripping length	Colour	Qty.	Order No.
H0.75/14S	0.75	18	14.0	8.0	1.2	3.4	0.15	0.25	10.0	white	500	**9025700000**
H1.0/14S	1.00	17	14.0	8.0	1.4	3.5	0.15	0.25	10.0	yellow	500	**9025710000**
H1.5/14DS	1.50	16	14.0	8.0	1.7	3.9	0.15	0.25	10.0	black	500	**9028360000**
H1.5/14S	1.50	16	14.0	8.0	1.7	3.9	0.15	0.25	10.0	red	500	**9025720000**

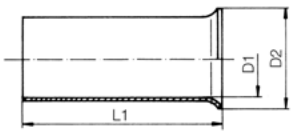

For conductors 0.25-185 mm² (AWG 24-350MCM)
Material: tin-plated copper
Dimensional tolerances to DIN 46228 part 1

without plastic collar

packed loose

Ordering data

Type	ø mm²	AWG	L1	L2	D1	D2	S1	S2	Stripping length	Colour	Qty.	Order No.
H0.25/5	0.25	24	5.0		0.7	1.6			5.0		1000	**9018910000**
H0.5/10	0.50	20	10.0		1.0	2.1			10.0		1000	**9004050000**
H0.5/6	0.50	20	6.0		1.0	2.1			6.0		1000	**0282600000**
H0.75/10	0.75	18	10.0		1.2	2.3			10.0		1000	**0542500000**
H0.75/6	0.75	18	6.0		1.2	2.3			6.0		1000	**0282700000**
H1.0/10	1.00	17	10.0		1.4	2.5			10.0		1000	**0282800000**
H1.0/6	1.00	17	6.0		1.4	2.5			6.0		1000	**0372600000**
H1.5/7	1.50	16	7.0		1.7	2.8			7.0		1000	**0372700000**
H1.5/10	1.50	16	10.0		1.7	2.8			10.0		1000	**0186500000**
H1.5/12	1.50	16	12.0		1.7	2.8			12.0		1000	**9004060000**
H1.5/18	1.50	16	18.0		1.7	2.8			18.0		1000	**9004070000**
H2.5/7	2.50	14	7.0		2.2	3.4			7.0		1000	**0373000000**
H2.5/10	2.50	14	10.0		2.2	3.4			10.0		1000	**9004080000**
H2.5/12	2.50	14	12.0		2.2	3.4			12.0		1000	**0186100000**
H2.5/18	2.50	14	18.0		2.2	3.4			18.0		1000	**9004090000**
H4.0/9	4.00	12	9.0		2.8	4.0			9.0		500	**0373100000**
H4.0/15	4.00	12	15.0		2.8	4.0			15.0		500	**9004100000**
H4.0/12	4.00	12	12.0		2.8	4.0			12.0		1000	**0244100000**
H4.0/18	4.00	12	18.0		2.8	4.0			18.0		500	**9004110000**
H6.0/10	6.00	10	10.0		3.5	4.7			10.0		500	**9004120000**
H6.0/12	6.00	10	12.0		3.5	4.7			12.0		500	**0191900000**
H6.0/15	6.00	10	15.0		3.5	4.7			15.0		500	**0124700000**
H6.0/18	6.00	10	18.0		3.5	4.7			18.0		500	**9004130000**
H10.0/12	10.00	7	12.0		4.5	5.8			12.0		500	**0282900000**
H10.0/15	10.00	7	15.0		4.5	5.8			15.0		500	**0124800000**
H10.0/18	10.00	7	18.0		4.5	5.8			18.0		500	**0379300000**
H16.0/12	16.00	6	12.0		5.8	7.5			12.0		500	**0492500000**
H16.0/15	16.00	6	15.0		5.8	7.5			15.0		500	**0124300000**
H16.0/18	16.00	6	18.0		5.8	7.5			18.0		100	**0375200000**
H16.0/25	16.00	6	25.0		5.8	7.5			25.0		100	**9004150000**
H16.0/32	16.00	6	32.0		5.8	7.5			32.0		100	**9004160000**
H25.0/15	25.00	3	15.0		7.3	9.5			15.0		250	**0124400000**
H25.0/18	25.00	3	18.0		7.3	9.5			18.0		100	**0375300000**
H25.0/25	25.00	3	25.0		7.3	9.5			25.0		250	**9004170000**
H25.0/32	25.00	3	32.0		7.3	9.5			32.0		100	**9004180000**
H35.0/18	35.00	2	18.0		8.3	11.0			18.0		100	**0368900000**
H35.0/25	35.00	2	25.0		8.3	11.0			25.0		100	**9004190000**
H35.0/30	35.00	2	30.0		8.3	11.0			30.0		100	**9451000000**
H35.0/32	35.00	2	32.0		8.3	11.0			32.0		100	**9004200000**
H50.0/18	50.00	1	18.0		10.3	13.0			18.0		100	**9004210000**
H50.0/25	50.00	1	25.0		10.3	13.0			25.0		100	**9025880000**
H50.0/32	50.00	1	32.0		10.3	13.0			32.0		100	**9004220000**
H70.0/25	70.00	2/0	25.0		12.5	15.0			25.0		50	**9004230000**
H70.0/32	70.00	2/0	32.0		12.5	15.0			32.0		50	**9004240000**
H95.0/25	95.00	3/0	25.0		14.5	17.0			25.0		50	**9004250000**
H95.0/32	95.00	3/0	32.0		14.5	17.0			32.0		50	**9004260000**
H120.0/32	120.00	4/0	32.0		16.5	19.0			32.0		25	**9036240000**
H150.0/32	150.00	300 MCM	32.0		18.5	21.0			32.0		25	**9036250000**
H185.0/32	185.00	350 MCM	32.0		20.0	23.5			32.0		25	**9036260000**

Tools

Tools for insulated cable lugs

Tool		Type of contact		
	Order No.	0.5 - 1.5	1.5 - 2.5	4.0 - 6.0
CTI 6	9006120000	●	●	●
CTI 6 S	9006210000	●	●	●
HTI 15	9014400000	●	●	
Station		red	blue	yellow

Crimping tools for ferrules

	PZ 1.5	stripax® plus 2.5	PZ 3	PZ 4	PZ 6 roto	PZ 6 HEX	PZ 6/5	PZ 16	PZ 50
	Order No.								
	9005990000	9020000000	0567300000	9012500000	9014350000	9013650000	9011460000	9012600000	9006450000
Ferrule mm²									
H 0.25	●				●	●	●		
H 0.34	●				●	●	●		
H 0.5	●	●[1]	●	●	●	●	●		
H 0.75	●	●[1]	●	●	●	●	●		
H 1.0	●	●[1]	●	●	●	●	●		
H 1.5	●	●[1]	●	●	●	●	●		
H 2.5		●[1]	●	●	●	●	●		
H 4.0			●	●	●	●	●		
H 6.0			●		●	●	●	●	
H 10.0								●	
H 16.0								●	
H 25.0									●
H 35.0									●
H 50.0									●

●[1] = ferrules in strip form only

Twin wire end ferrules are to be crimped according to the following table:

Tool		Ferrules								
	Order No.	H 0.5	H 0.75	H 1.0	H 1.5	H 2.5	H 4.0	H 6.0	H 10.0	H 16.0
PZ 1.5	9005990000	●	●							
PZ 3	0567300000	●	●	●	●	●				
PZ 4	9012500000	●	●	●	●	●				
PZ 6 roto	9014350000	●	●	●	●	●	●			
PZ 6/5	9011460000		●	●	●	●	●			
Station		1.5 mm²	1.5 mm²	2.5 mm²	2.5 mm²	4 mm²	6 mm²			
PZ ZH 16	9013600000							●	●	●

Technical appendix

Technical appendix

Certificates	W.2
Electrical data	
Insulating materials	W.4
Design of clearances and creepage distances in electrical equipment – influencing factors	W.6
General technical information	
IP class of protection to DIN EN 60529	W.8
Conversion table for AWG to mm² conductors	W.9
Installation instructions	
Connecting the terminals	W.10
The use of aluminium conductors	W.11
Connection system	
Free choice of connection technology	W.12
Terminals	
Regulations / definitions	W.14
The assembly of terminals rails	W.15
Definitions of the various terminal types	W.16
ATEX	
ATEX terminals	W.18
ATEX directives	W.20
ATEX codes	W.21
ATEX cross-connection instructions	W.22

Insulating materials

In order to always deliver to you first-class products, quality control is of the utmost importance to us. Beginning with our product quality management under ISO 9000 ff., and extending to the continuous monitoring by independent institutes. These control our production facilities, our quality management and our own laboratory. And so we benefit from total reliability and longevity!

Accredited testing laboratories

The reliability of the technical data is of the utmost importance to the user. Our lab has DIN EN ISO/IEC accreditations from an external independent institution (the German Accreditation Body for Technology GmbH). This enables our lab to carry out certified tests for terminal blocks, connectors, and electronic equipment – including EMC and environmental impact tests. And so you can be sure that our products can be used throughout the world.



Product approvals

Approvals are proof of the quality of our products. The appro vals are granted following performance tests carried out by independent institutions, and are the prerequisite for product use in certain markets or fields of applications.

Certifications

Quality management in the Weidmüller group of companies is based on ISO 9000 ff. Certified verification by accredited certification bodies makes it easier for you to judge suppliers.

Insulating materials

In order to do justice to the most diverse requirements placed on our products, it is necessary to use different insulating materials tailored to the needs of the applications. None of the insulating materials used by Weidmüller contain any hazardous substances. Above all, the use of cadium-free materials is very high on our agenda. Furthermore, our insulating materials contain neither pigments based on heavy metals nor any substances that lead to the formation of dioxin or furan.

		Ceramics	Thermosetting plastics	
Plastic Abbreviation		**Ceramics**	**Gemin KrG**	**Epoxy resin EP**
		Ceramics are excellent materials for electrical engineering because they fulfil all the requirements. Ceramics are resistant to heat, fluids and sparks, and are tested for leakage currents. Thanks to their high mechanical strength, low losses and good heat resistance, these materials have a very high chemical stability and are preferred because of their very low wear.	Thermosetting plastics exhibit high dimensional stability, low water absorption, extremely good tracking resistance and excellent fire resistance. The continuous operating temperatures are higher than those of thermoplastics. At higher thermal loads the deformation resistance of thermosetting plastics is better than that of thermoplastics. The disadvantage in comparison with thermoplastics is the reduced flexibility of thermosetting plastics.	
		Insulating material	Melamine resin moulding compound, MF type 150 (DIN EN ISO 14 528) inorganic filler	Epoxy resin with inorganic filler
Colour		**white**	**medium yellow**	**black**
Description		highest continuous operating temperature high fire resistance fluids-repellent high tracking resistance inherently flame-retardant	high continuous operating temperature high fire resistance high tracking resistance inherently flame-retardant halogen-free flame-retardant agent	very good electrical properties very high continuous operating temperature resistant to high-energy radiation halogen- and phosphor-free flame-retardant agent
Properties				
Specific volume resistance to IEC 60093	Ω x cm	-	10^{11}	10^{14}
Electric strength to IEC 60243-1	kV / mm	>10	10	160
Tracking resistance (A) to IEC 60112	CTI	≥ 600	≥ 600	≥ 600
Upper max. permissible temperature	°C	250	130	160
Lower max. permissible temperature, static	°C	–60	–60	–60
Flamability class to UL 94		V-0 (5 V-B)	V-0 (5 V-A)	V-0
Fire behaviour to railway standard				

Thermoplastics

Wemid	Polyamide PA	Polyamide PAGF	Polybutylene-terephthalate PBT	Polycarbonate PC
Wemid is a modified thermoplastic whose properties have been specially devised to suit the requirements of Weidmüller connectors. The advantages in comparison with PA are the better fire protection and the higher continuous operating temperature. Wemid fulfils the strict requirements placed on applications for railway rolling stock to NF F 16-101.	**Polyamide (PA)** is one of the most common commercial plastics. The advantages of this material are its very good electrical and mechanical properties, its flexibility and resistance to breakage. Furthermore, owing to its chemical structure PA achieves good fire resistance even without the use of flame-retardant agents.	**Glass fibre-reinforced polyamide (PAGF)** offers excellent dimensional stability and very good mechanical properties. That makes this material ideal for use in end brackets. Compared with unreinforced PA, this material can achieve UL 94 flammability class HB.	**This thermoplastic polyester (PBT)** offers excellent dimensional stability (and is therefore ideal for plug-in connectors) and a high continuous operation temperature. But the tracking resistance is lower than other insulating materials.	
special Weidmüller insulating material	insulating material	insulating material	with or without glass fibre reinforcement depending on application	with or without glass fibre reinforcement depending on application
dark beige	**beige**	**beige**	**orange**	**grey**
higher continuous operating temperature improved fire resistance halogen- and phosphor-free flame-retardant agent flame-retardant agent low smoke development in fire certified for railway applications to NF F 16-101	flexible, virtually unbreakable good electrical and mechanical properties self-extinguishing behaviour halogen-free flame-retardant agent	excellent dimensional stability very good mechanical properties halogen-free flame-retardant agent	high dimensional stability good electrical and mechanical properties flame-retardant substances do not lead to the formation of dioxin or furan	high dimensional stability high continuous operating temperature high electrical insulation capacity halogen-free flame-retardant agent
10^{12}	10^{12}	10^{12}	10^{13}	10^{16}
25	30	30	28	≥ 30
600	600	500	200	≥ 175
120	100	100	115 / 130	115 / 125
–50	–50	–50	–50	–50
V-0	V-2	HB	V-0	V-2 / V-0
I2 / F2 *)				I2 / F2
*) also certified to LUL E 1042				

Design of clearances and creepage distances in electrical equipment – influencing factors

Rated impulse withstand voltage

The rated impulse withstand voltage is derived from:

- **Voltage conductor – earth** (the rated voltage of the network, taking into account all networks)
- **Surge category**

Table 1: Rated impulse withstand voltages for electrical equipment

Rated voltage of power supplies system *) in V		Rated impulse withstand voltage in kV			
Three-phase systems	Single-phase systems with neutral point	Electrical equipment at the supplies point of the installation **(Surge category IV)**	Electrical equipment as part of the permanent installation **(Surge category III)**	Electrical equipment to be connected to the permanent installation **(Surge category II)**	Specially protected electrical equipment **(Surge category I)**
	120 to 240	4.00	2.50	1.50	0.80
230/400 277/480		6.00	4.00	2.50	1.50
400/690		8.00	6.00	4.00	2.50
1000		Values depend on the particular project of, if no values are available, the values of the preceding line apply.			
*) to IEC 38					

Surge categories

are stipulated in accordance with the German standard DIN VDE 0110-1 (for electrical equipment fed directly from the low-voltage network).

Surge category I

- Equipment that is intended to be connected to the permanent electrical installation of a building. Measures to limit transient surges to the specific level are taken outside the equipment, either in the permanent installation or between the permanent installation and the equipment.

Surge category II

- Equipment to be connected to the permanent electrical installation of a building, e.g. household appliances, portable tools, etc.

Surge category III

- Equipment that is part of the permanent electrical installation and other equipment where a higher degree of availability is expected, e.g. distribution boards, circuit-breakers, wiring systems (including cables, busbars, junction boxes, switches, power sockets) in the permanent installation, and equipment for industrial use and some other equipment, e.g. stationary motors with permanent connections to the permanent installation.

Surge category VI

- Equipment for use at or near the power supplies in the electrical installations of buildings, between the principal distribution and the mains, e.g. electricity meters, circuit-breakers and centralised ripple controllers.

Pollution severity categories

Pollution severity category 1

- No pollution, or only dry, non-conductive pollution that has no influence.

Pollution severity category 2

- Non-conductive pollution only; occasional condensation may cause temporary conductivity.

Pollution severity category 3

- Conductive pollution, or dry, non-conductive pollution that is liable to be rendered conductive through condensation.

Pollution severity category 4

- Contamination results in constant conductivity, e.g. caused by conductive dust, rain or snow.

Unless explicitly stated otherwise, the dimensioning of clearance and creepage distances and the resulting rating data for electromechanical products (terminals, terminal strips, PCB connection terminals and plug-in connectors) is based on pollution severity 3 and surge category III, taking account of all network types.

Design of clearances and creepage distances in electrical equipment – influencing factors

Rated voltage

The rated voltage is derived from the nominal voltage of the power supply and the corresponding network type.

Single-phase
2- or 3-wire AC or DC systems

Rated voltage of the power supply (mains)*)	Voltages for table 4	
	For insulation phase-to-phase [1]	For insulation phase-to-earth [1]
	All systems	3-wire systems neutral pt. earthing
V	V	V
12.5	12.5	–
24 / 25	25	–
30	32	–
42 / 48 / 50**)	50	–
60	63	–
30–60	63	32
100**)	100	–
110 / 120	125	–
150**)	160	–
220	250	–
110–220	250	125
120–240		
300**)	320	–
220–440	500	250
600**)	630	–
480–960	1000	500
1000**)	1000	–

3-phase
3- or 4-wire AC systems

Rated voltage of the power supply (mains)*)	Voltages for table 4		
	For insulation phase-to-phase	For insulation phase-to-earth	
	All systems	3-phase 4-wire systems with earthed neutral wire[2]	3-phase 3-wire systems unearthed[1] or phase-earthed
V	V	V	V
60	63	32	63
110/120/127	125	80	125
150**)	160	–	160
208	200	125	200
220/230/240	250	160	250
300**)	320	–	320
380/400/415	400	250	400
440	500	250	500
480/500	500	320	500
575	630	400	630
600**)	630	–	630
660/690	630	400	630
720/830	800	500	800
960	1000	630	1000
1000**)	1000	–	1000

1) Phase-to-earth insulation levels for unearthed or impedance-earthed systems are equal to those of phase-to-phase because the operating voltage to earth of any phase can, in practice, reach full phase-to-phase voltage. This is because the actual voltage to earth is determined by the insulation resistance and capacitive reactance of each phase to earth; thus, a low (but acceptable) insulation resistance of one phase can earth it and raise the other two to full phase-to-phase voltage to earth.

2) For electrical equipment for use in both 3-phase 4-wire and 3-phase 3-wire supplies, earthed and unearthed, use the values for 3-wire systems only.

*) It is assumed that the rated voltage of the electrical equipment is not lower than the nominal voltage of the power supply.

**) Because of the common changes, the meaning of the ** symbol has not been used in table 1; i.e. the / symbol indicates a 4-wire 3-phase distribution system. The lower value is the phase-to-neutral voltage, while the higher value is the phase-to-phase voltage. Where only one value is indicated, it refers to 3-wire 3-phase systems and specifies the value phase-to-phase.
The values given in table 1 are still taken into account in tables 3a and 3b by the ** symbol.

Insulating material group

The insulating materials are divided into four groups depending on the comparative figures for creepage distance (CTI = comparative tracking index):

Insulating material group	
I	600 ≤ CTI
II	400 ≤ CTI < 600
III a	175 ≤ CTI < 400
III b	100 ≤ CTI < 175

The comparative tracking index must be determined using special samples produced for this purpose with test solution A in compliance with IEC 60112 (DIN IEC 60112/DIN VDE 0303-1).

IP class of protection to DIN EN 60529

The ingress protection class or IP rating is indicated by a code consisting of the two letters IP and two digits representing the class of protection.

Example: **I P 6 5**

- 2nd digit: protection from liquids
- 1st digit: protection from solid bodies

Protection against intrusion of external particle matter (1st digit)

ID number		
0		No protection
1		Protection against ingress of large solid bodies with diameter > 50 mm. (Protection to prevent dangerous parts being touched with the back of the hand.)
2		Protection against ingress of large solid bodies with diameter > 12.5 mm. (Protection to prevent dangerous parts being touched with the fingers.)
3		Protection against ingress of large solid bodies with diameter > 2.5 mm. (Protection to prevent dangerous parts being touched with a tool.)
4		Protection against ingress of large solid bodies with diameter > 1 mm. (Protection to prevent dangerous parts being touched with a piece of wire.)
5		Protection against harmful deposits of dust, which cannot enter in an amount sufficient to interfere with satisfactory operation.
6		Complete protection against ingress of dust.

Protection against penetration of liquids (2nd digit)

ID number		
0		No protection
1	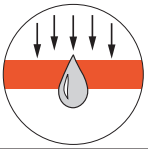	Protection against drops of condensed water falling vertically.
2		Protection against drops of liquid falling at an angle of 15° with respect to the vertical.
3	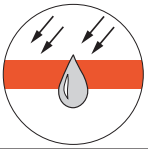	Protection against drops of liquid falling at an angle of 60° with respect to the vertical.
4		Protection against liquids splashed from any direction.
5	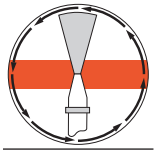	Protection against water jets projected by a nozzle from any direction.
6		Protection against water from heavy sea on ships' decks.
7	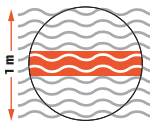	Protection against immersion in water under defined conditions of pressure and time.
8	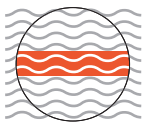	Protection against indefinite immersion in water under defined conditions of pressure (which must be agreed between manufacturer and user and must be more adverse than number 7).

Conversion table for AWG to mm² conductors

AWG

AWG is the abbreviation for „**A**merican **W**ire **G**auge“. This designation bears no resemblance to the actual cross-section of the conductor.
The relationship between AWG and mm² is shown in the following table.

Plug gauge to IEC 60947-1

Insertion of unprepared round conductors with the largest prescribed cross-section
Test with defined gauge, insertion simply under self-weight



AWG	mm²
28	0.08
26	0.13
24	0.21
22	0.22
20	0.52
19	0.65
18	0.82
17	1.04
16	1.31
15	1.65
14	2.08
13	2.63
12	3.31
11	4.17
10	5.26
9	6.63
8	8.37
7	10.55
6	13.30
5	16.77
4	21.15
3	26.67
2	33.63
1	42.41
0	53.48

Conductor cross-section		Plug gauge					
		Form A			Form B		
		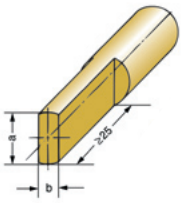			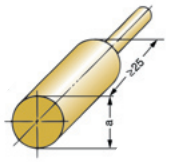		
Flexible conductor mm²	Rigid conductor (solid or stranded) mm²	Designation	Diameter a mm	Width b mm	Designation	Diameter a mm	Permissible deviation for a and b mm
1.5	1.5	A 1	2.4	1.5	B 1	1.9	
2.5	2.5	A 2	2.8	2.0	B 2	2.4	0 – 0.05
2.5	4	A 3	2.8	2.4	B 3	2.7	
4	6	A 4	3.6	3.1	B 4	3.5	
6	10	A 5	4.3	4.0	B 5	4.4	0 – 0.06
10	16	A 6	5.4	5.1	B 6	5.3	
16	25	A 7	7.1	6.3	B 7	6.9	
25	35	A 8	8.3	7.8	B 8	8.2	0 – 0.07
35	50	A 9	10.2	9.2	B 9	10.0	
50	70	A 10	12.3	11.0	B 10	12.0	
70	95	A 11	14.2	13.1	B 11	14.0	0 – 0.08
95	120	A 12	16.2	15.1	B 12	16.0	
120	150	A 13	18.2	17.0	B 13	18.0	

Connecting the terminals

Cross-connections systems

Weidmüller can supply the cross-connections WQV and ZQV – fully insulated against electric shock – with various numbers of poles (2- to 20-pole).
Please note that the rated voltage is reduced when using cross-connections.

Protection against electric shock is not provided at the ends of shortened cross-connections.

Such cross-connections must be used with partition plates or end plates in order to maintain the rated voltage.

Leaf clamp conductor connection for large cross-sections

It is no longer the case that conductors with large cross-sections have to be forced into the clamping point. Instead, they can now be easily laid in the modular terminal.
In addition to the individual form, every type of terminal can also be supplied in the form of 3-, 4- and 5-pole blocks. All the blocks are permanently screwed together and therefore guarantee additional rigidity.
Direct mounting is possible thanks to the elongated holes on the underside of the terminals. Terminal blocks can be screwed directly to mounting plates with a 25 mm pitch.

The other advantages are:

- Constant force transfer through self-adjusting connection system
- Mounting in any direction
- Electric shock protection (finger-proof) to German standard VBG 4, also with cross-connections
- Extremely resistant to distortion



Open cover and remove screw assembly.



Insert conductor and replace screw assembly.

Close cover and tighten screw with Allen key.

The use of aluminium conductors

Weidmüller modular terminals are suitable for the direct connection of **solid round and sector aluminium conductors**.
In contrast to copper, aluminium exhibits certain characteristics that must be taken into account when using this material as a conductor in electrical engineering.

A thin, non-conductive layer of oxide forms immediately on the unprotected surface of the aluminium as soon as it is exposed to the air.
This layer increases the contact resistance between the aluminium conductor and the current bar of the modular terminal. And that, in unfavourable conditions, can lead to poor contact.
And in stranded conductors the contact resistances of the individual strands are added together. Despite these disadvantages, aluminium conductors can be connected to Weidmüller modular terminals, provided the reduced rated currents for aluminium conductors and the following installation conditions are adhered to.

1. Scrape the stripped end of the conductor carefully, eg. with a knife, to remove the layer of oxide.
   Caution: Do not use brushes, files or emery paper because particles of aluminium can be deposited on other conductors.

2. After removing the layer of oxide, coat the end of the conductor immediately with a neutral grease, e.g. acid- and alkali-free Vaseline, and connect it to the terminal immediately.

3. Repeat the above procedure if at any time the conductor is disconnected and reconnected.

4. The above installation instructions are valid for solid round or sector aluminium conductors only.

Solid round and sector conductors				
Terminal type	Rated cross-section	Reduced rated current when connecting an aluminium conductor	Clamping screw thread size	Tightening torque
W-Series	mm^2	„A“		Nm
WDU 2.5	2.5	20	M 2.5	0.5-0.8
WDU 4	4	27	M 3	0.6-1.0
WDU 6	6	35	M 3.5	1.2-1.6
WDU 10	10	48	M 4	2.0-2.4
WDU 16	16	64	M 5	3.0-4.0
WDU 35	35	105	M 6	4.0-6.0
WDU 70	70	163	M 8	10.0-12.0
WDU 120	120	230	M 10	15.0-20.0
WDU 240	240	–	M 10	12.0-20.0
SAK-Series				
SAK 2.5	2.5	20	M 2.5	0.5-0.8
SAK 4	4	27	M 3	0.6-1.0
SAK 6	6	35	M 3.5	1.2-1.6
SAK 10	10	48	M 4	2.0-2.4
SAK 16	16	64	M 4	2.0-2.4
SAK 35	35	105	M 6	4.0-6.0

Stranded conductors				
W-Series				
WFF 35	35	105	M 6	3.0-6.0
WFF 70	70	163	M 8	6.0-12.0
WFF 120	120	230	M 10	10.0-20.0
WFF 185	185	300	M 12	15.5-31.0
WFF 300	300	409	M 16	30.0-60.0

Installation advice when using flat cable lugs

When tightening the terminal it is advisable to hold the conductor to prevent deformation of the terminal rail and to avoid twisting the foot of the terminal. When connecting **stranded aluminium conductors** to modular terminals, it is advisable to use an aluminium cable lug chosen to match the type of conductor and connected according to the instructions of the cable lug manufacturer. It is necessary to fit a copper-plated alu-minium washer between the aluminium cable lug and the copper current bar of the modular terminal. This is the only way of guaranteeing a reliable transition between the copper and the aluminium. Fit the washer in such a way that the copper side is in contact with the current bar, and the aluminium side in contact with the cable lug.

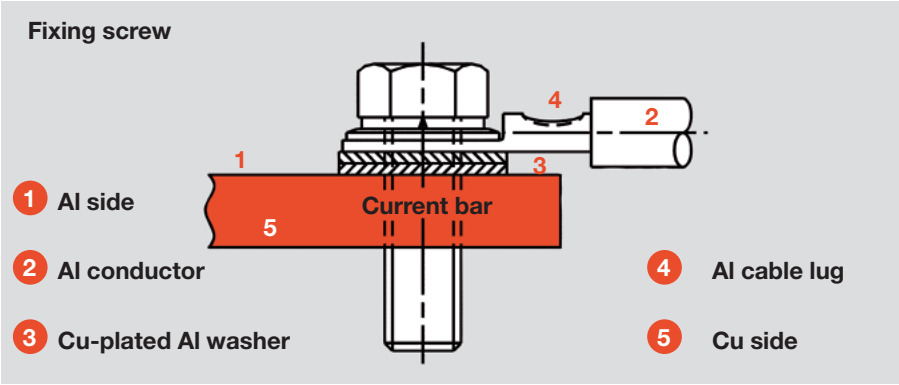

Free choice of connection technology

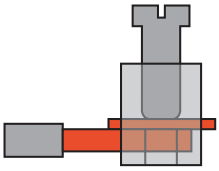

Clamping yoke connection technology

The **Weidmüller clamping yoke system** is an optimum combination of the specific properties of steel and copper. This clamping yoke system has proved its worth in billions of Weidmüller products over many decades. Both the clamping yoke and the clamping screw are made from hardened steel. This clamping yoke arrangement generates the necessary contact force. The clamping yoke presses the incoming conductor against a current bar made of copper or high-quality brass. The hardened Weidmüller clamping yoke ensures a gas-tight, vibration-resistant connection between conductor and current bar.

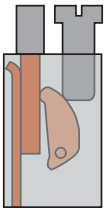

TOP connection technology

The Weidmüller **TOP connection system** ensures that the conductor can be inserted and the clamping screw tightened from the same direction. Such an arrangement eases the wiring work in certain installations, e.g. when there is little space at the sides in terminal boxes. The TOP connection system combines the specific properties of steel and copper. The hardened steel lever presses the conductor directly against a current bar made of copper or high-quality brass. The high contact force guarantees a gas-tight connection between conductor and current bar.

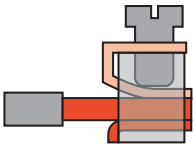

Leaf spring connection technology

Weidmüller's patented **leaf clamp connection system** is a screw connection system for large conductor cross-sections. The insertion of large conductors into the clamping point is made easier here by the fact that the clamping unit can be removed first. The conductor can then be placed directly on the current bar before re-inserting the clamping unit and tightening the screw to grip the conductor.

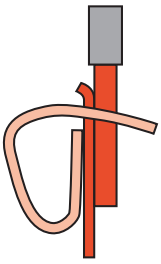

Tension clamp connection technology

The **Weidmüller tension clamp system** functions similarly to the tried-and-tested clamping yoke. Here again, the mechanical and electrical functions are kept separate. The spring made from high-quality rustproof and acid-proof steel pulls the conductor against the tin-plated copper current bar. Treating the copper in this way ensures low contact resistance and high corrosion resistance. The compensating effect of the spring ensures a secure contact for the lifetime of the terminal.

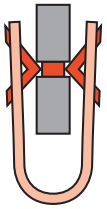

IDC connection technology

The **IDC connection technology** (Insulation Displacement Connection) is a type of connection for copper conductors that does not require the conductor to be prepared in any way – so no stripping and no crimping.
When connecting the conductor, the insulation of the conductor is penetrated and an electrically conductive contact between conductor and current bar produced at the same time.
The Weidmüller IDC principle, like Weidmüller's other types of connection, again keeps mechanical and electrical functions separate.
A spring made from rustproof stainless steel presses the current bar onto the conductor and therefore guarantees a low contact resistance and a gas-tight, vibration-resistant connection.

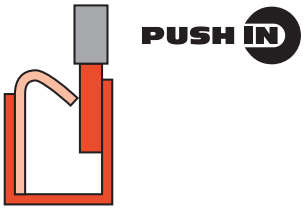

Push In-Connection technology

In the **Push In connection technology** the stripped solid conductor is simply inserted into the clamping point as far as it will go. And that completes the connection! No tools are required and the result is a reliable, vibration-resistant and gas-tight connection. Even flexible conductors with crimped wire end ferrules or ultrasonic-welded conductors can be connected without any problems. A stainless steel spring, which is fitted in a separate housing, guarantees a high contact force between the conductor and the current bar (tin-plated copper). The conductor pull-out force for this system is even higher than that for the tension clamp system. Spring stop plus conductor stop in a steel housing ensure optimum connection conditions and a guide for the screwdriver needed to detach the conductor.

The principle of vibration resistance

Clamping yoke

As the clamping screw is tightened, the ensuing force causes the upper threaded part to spring back and exert a locknut effect on the screw. The Weidmüller clamping yoke system is vibration-resistant. The relaxation of the conductor is compensated for by the elastic behaviour of the Weidmüller clamping yoke.
It is therefore not necessary to retighten the clamping screw.

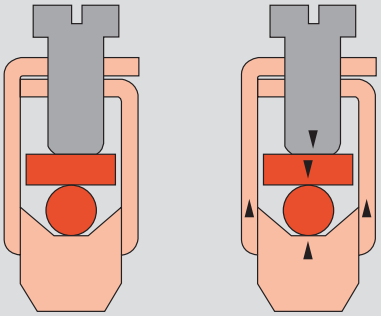

Leaf clamp

The distance “d” between the shaft of the clamping screw and the leaf clamp causes elastic deformation of the spring as the screw is tightened. The vibration resistance depends on the magnitude of the spring force of the leaf clamp, and this force also compensates for relaxation phenomena in the conductor. It is therefore not necessary to retighten the clamping screw.

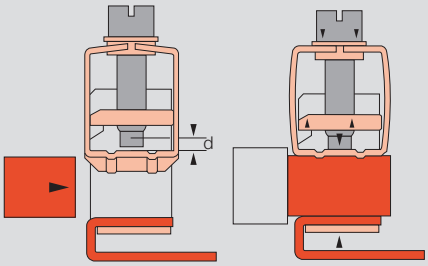

TOP

Like with the clamping yoke, the force exerted by the steel lever as the screw is tightened forces apart the two threaded parts of the TOP connection. This exerts a locking effect on the screw and guarantees excellent vibration resistance.

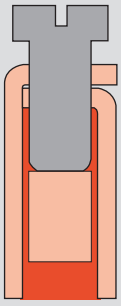

Regulations / definitions

Terminals acc. to VDE 0611-1

This standard was published in Germany in August 1992:
VDE 0611-1 Low-voltage switchgear part 7: Ancillary equipment section 1 – Terminal blocks for copper conductors.

The contents of this standard correspond to the international standard:
IEC 60947-7-1:
1989 Low voltage switchgear and control gear part 7: Ancillary equipment section 1 – Terminal blocks for copper conductors

At the European level this standard has been ratified by CENELEC, making it valid in the following countries:
Austria, Belgium, Denmark, Finland, France, Germany, Greece, Holland, Iceland, Ireland, Italy, Luxembourg, Norway, Portugal, Spain, Sweden, Switzerland, United Kingdom

Combined application in order of priority:
IEC 60947-1
Low-voltage switchgear and control gear part 1: General Rules EN 60947-1
VDE 0660 part 100
Low-voltage switchgear part 1:
General Rule

Scope VDE 0611-1
(EN 60947-7-1)
(IEC 60947-7-1)
This standard stipulates the requirements for terminals with screwed or screwless terminal strips intended primarily for industrial or similar use, with the terminals fastened to a carrier to produce both electrical and mechanical connections between copper conductors. It applies to terminals used for connecting round copper conductors with a cross-section between 0.2 mm^2 and 300 mm^2 (AWG 24/600 kcmil), and for electronic circuits up to 1000 V AC 1000 Hz or up to 1500 V DC.

Remarks:
This standard is also used as guide for special kinds of terminals (e.g. isolating terminals) for which no special standards are available.

Terminals/
feed-through terminals

An insulating part which carries one or several mutually insulated terminal arrays intended for fastening to a carrier.

Rated cross-section

The rated cross-section of a terminal is the cross-section of the conductor to be connected by the terminal as stated by the manufacturer. It is determined by certain thermal, mechanical and electrical requirements, and is one of the specifications marked on the terminal.

The rated cross-section is selected from the following standard cross-sections:
0.2 - 0.5 - 0.75 - 1.0 - 1.5 - 2.5 - 4.0 - 6.0 - 10 - 16 - 25 - 35 - 50 - 70 - 95 - 120 - 150 - 240 - 300 mm^2.

The terminals have a rated connection capability, which is at least two stages smaller than the rated cross-section. The conductors may be solid, stranded or flexible and, if necessary, may have their ends pre-treated. The rated cross-section is verified using the gauges stipulated by VDE 0660 part 100 table 7 (see page W.14).

Rated current

Each rated cross-section is assigned a particular test current stipulated by VDE 0611-1. At these rated currents, terminals are not subject to non-permissible increases in temperature:

mm^2	1.5	2.5	4.0	6.0
A	17.5	24	32	41
mm^2	10	16	25	35
A	57	76	101	125
mm^2	50	70	95	120
A	150	192	232	269
mm^2	150	185	240	300
A	309	353	415	520

Rated voltage
VDE 0611-1 / VDE 0660 part 100

The rated voltage of a terminal is the rated insulation voltage to which the insulation tests and creepage distances refer. It is defined analogously to DIN VDE 0110-1, and is one of the specifications marked on the terminal.

Rated surge voltage
DIN VDE 0110-1 / VDE 0660 part 100

Peak values of a surge voltage which can be applied to the terminals and to which the clearance distances acc. to VDE 0660 part 100 or DIN VDE 0110-1 refer.

Degree of soilin
DIN VDE 0110-1 / VDE 0660 part 100

The degree of soiling stipulates the influence of solid, liquid or gaseous foreign particles, which may reduce the dielectric strength or specific surface resistance (see also page W.5).
Terminals for use in the industrial field of application are assigned degree of soiling 3: either conductive contamination may occur or, alternatively, dry, non-conductive contamination which becomes conductive in the likely event of condensation.
The minimum clearance distance is stipulated in combination with the rated surge voltage in VDE 0660 part 100 or DIN VDE 0110-1.

The assembly of terminal rails

Operating conditions

Terminals can be operated under the following normal conditions:
- Ambient temperature –5 °C … +40 °C, mean temperature 24 h + 35 °C
- Altitude up to 2000 m a.s.l.
- Relative humidity 50 % at + 40 °C, 90 % at 20 °C.

CE mark

A EU directive stipulates that labelling with the CE mark is carried out by the manufacturer. The mark indicates to the state authorities that the item complies with the relevant directives. It thus guarantees free trade within Europe.
Conductor connectors from ≥ 50 V ~ / 75 V- comply with the basic safety requirements stated in the low-voltage directive 73/23/EEC (amended by 93/68/EEC).
CE marking acc. to the marking directive 93/68/EEC has been mandatory since 1 January 1997.
It is affixed to the packaging.
Declarations of conformity are kept available for inspection by the relevant national supervisory agencies as part of the technical documentation.

Mounting and end brackets

- Terminal strips mounted from left to right
- Closed side on the left, open side on the right
- Open side of the terminal always closed using end plates or partition plates (WAP/TW; ZAP/TW and IAP)
- End brackets placed at the beginning and end of the terminal strip
- End bracket not required next to PE terminals. Exceptions: WDK/PE and ZPE

Combinations of different terminals

- End plates or partition plates (WAP/TW, ZAP/TW and IAP) must be used when the contour changes.
- For adjacent terminals with differing rated voltages, end plates or partition plates (WAP/TW, ZAP/TW and IAP) must be used in order that the respective rated voltages are adhered to.
- When the PE terminal is positioned next to or between corresponding feedthrough terminals of the same series and size, this does not influence the rated voltage or rated surge voltage of the feed-through terminals.

Dimensions

The overall dimensions of the terminals with fastening parts are stipulated, but without tolerances. A mounting tolerance of 0.2 mm must be added to the terminal width when planning projects.

Partition plate

The partition plate is necessary for visual separation of circuits or for electrical separation of neighbouring crossconnections.

Partition disc

Partition discs can be retrofitted between cross connectors or sockets in terminals up to a max. terminal width of 12 mm.

Compliance with the rated insulation voltage

The required stripping length for every Weidmüller product is stated in mm. These lengths, such as < 6 mm ± 0.5 mm, > 10 mm ± 1 mm, must be adhered to. This also applies when using ferrules. The external dimensions of crimped ferrules must comply with IE 60947-1 (1999 version).

Working on electrical connection elements with non-insulated screwdrivers

Work using non-insulated screwdrivers may only be carried out in disconnected systems.
The following five safety rules must be observed when disconnecting a system before beginning work and in order to ensure the system remains disconnected at the working site for the duration of this work:
- **Disconnect**
- **Secure to prevent the system from being switched on again**
- **Ascertain that the system is not live**
- **Earth and short circuit the system**
- **Cover or cordon off any neighbouring live parts**

These five rules constitute the safety precautions for working with electrical systems and equipment. The measures to be taken in accordance with operating and local conditions, e.g. for high- and low-voltage overhead lines, cables or switchgear, are stipulated in detail in VDE 0105 part 100.

Live terminals which are not in use

Any terminals which are not in use and which could carry live voltage are to be fitted with suitable covers (e.g. ADP 1...4) to prevent them from being inadvertently touched. The clamping screws of terminals, which are not in use, even those that are not live, are to be screwed tight.

VDE 0105 part 100 Operation of electrical installations: Work

Troubleshooting with two-pole voltage detectors including voltage tester acc. to IEC 61243-3.

Definitions of the various terminal types

PE terminals

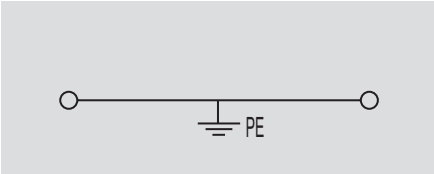

A PE terminal is a component with one or several clamping points for connecting and/or branching PE conductors (PE and PEN conductors) with a conductive connection to their mountings. Partly insulated PE terminals are insulated from adjacent live parts of terminals; the partial insulation is coloured green/yellow.

Applications (IEC 60947-7-2)
This standard applies to PE terminals with PE function up to 120 mm² and to PE terminals with PEN function for sizes upwards of 10 mm² with clamping points with or without screws for connecting round copper conductors with a cross-section between 0.2 and 120 mm² (AWG 24/250 kcmil) for circuits up to 1000 Vac 1000 Hz or up to 1500 Vdc. PE terminals are used to produce the electrical and mechanical connections between copper conductors and the mounting.

Fuse terminals

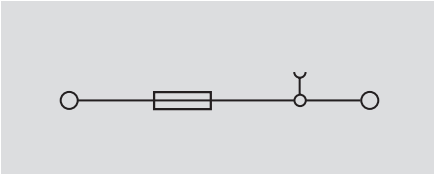

Fuse terminals consist of a terminal base and a cartridge fuse holder. In the case of fuse terminals for low-voltage cartridge fuses (D-system), the technical data are defined by IEC 60947-7-3 in conjunction with VDE 0636 part 301.
In the case of fuse terminals for device protection cartridge fuses, the technical data are defined by IEC 60947-7-3, which covers the range of applications of such products.
Fuse terminals for protecting devices are rated for a certain maximum power loss on the basis of IEC 60127-2, which covers G-type cartridge fuses.
The product pages contain details of the maximum power loss for individual or group arrangements for short-circuit and/or overload protection.

Multi-level distribution terminals

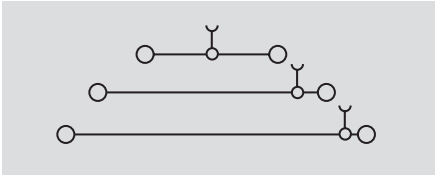

A multi-level distribution terminal is a unit with clamping points for connecting and/or linking phase, neutral and PE conductors to their mountings with a conductive PE connection. They have several connection levels, all isolated from each other.

Applications IEC 60947-7-1 / IEC 60947-7-2
DIN VDE 0611-4 (partly)
These standards apply to multi-level distribution terminals with clamping points with/without screws for connecting or linking solid, stranded or flexible copper conductors. In distribution terminals, phase conductor and/or N and PE conductor connections are all realised in a compact space.
The N-conductor can be disconnected for insulation measurements; it is not used for disconnecting or switching.

PEN function

According to IEC 60947-7-2, only copper terminal rails may be used for the PEN function. Steel terminal rails may not be used.

Use of TS 35 x 15

In order to comply with the current-carrying ability required by IEC 60947-7-2, the TS 35 x 15 terminal rail must be used for PE terminals with a rated cross-section of 16 mm² and upwards.

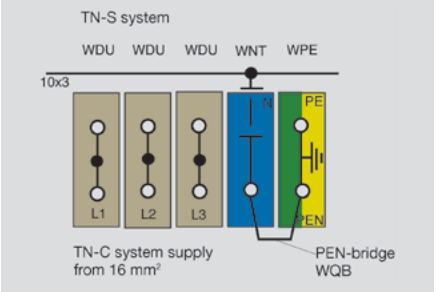

N-conductor disconnect terminals

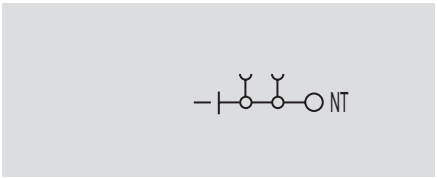

A neutral-conductor disconnect terminal is a special type of test-disconnect terminal with lateral disconnection. It is connected to a neutral-conductor busbar. It will be covered in the scope of the IEC 60947-7-1 (2008 edition – Appendix D). The terminals are used for measuring the insulation resistance relative to the earth. They enable simple testing without the need to disconnect the neutral conductor.

Dimensioning of clearance and creepage distances:

400 V applies to
phase conductor–phase conductor
250 V applies to
phase conductor–N-conductor
phase conductor–PE conductor
N-conductor–PE conductor

Test-disconnect terminals

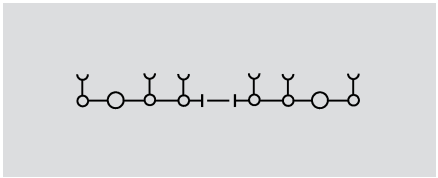

Test-disconnect terminals are used for the short-term separation of circuits in order to perform test and measurements in a no-voltage state. They will be covered in the scope of the IEC 60947-7-1 (2008 edition – Appendix D). The dimensions for the clearance and creepage distances of the opened disconnect points are not evaluated. However the rated surge voltage resistance (supplied by the manufacturer) must be verified at the opened disconnect point.

ATEX terminals

Confirmed according to the new European Ex-Directive 94/9/EC – ATEX –

Basic specifications

IEC 60947-7-1 (EN 60 947-7-1/ VDE 0611P.1) and IEC 60 947-7-2 (EN 60 947-7-2/ VDE 0611P.3) are the basic specifications for terminals, and also protective conductor terminals. For use in potentially explosive atmospheres the following standards also apply: EN 50 014 (IEC 60 079-0/VDE 0170/0171 P.1) and for increased safety “e” EN 50 019 (IEC 60 079-7/ VDE 0170/0171 P. 6). Ex terminals are so-called Ex-components according to EN 50014.
Components means any item essential to the safe functioning of equipment and protective systems, but with no autonomous function.
Components according to the ATEX-directive 94/9/EC are not marked with CE.
Ex terminals are certified for the type of protection increased safety “e”.

According to the directive 94/9/EC, the European notified bodies have been issuing Ex-type examination certificates of the so-called ATEX-Generation in accordance with EN 50014 / 50019 and the Ex directive 94/9/EC.
KEMA, the authorized notified body and publisher of the Production Quality Assurance Notification, has confirmed with this publication that the manufacturer meets the requirements of the ATEX Directive according to the appendices IV and VII. Copies of the EC-type examination certificates, the notification documents and the declaration of conformity are available on the Internet.
The clamping yoke, tension clamp, IDC, and Push-In terminal connection systems offer increased protection against accidental loosening. They are designed and shaped so that the end strands from flexible wires do not require any preparation.





Marking
RL94/9EG: Ⓔx II 2 G-D

Ⓔx	Ex electrical equipment
II 2-G	Equipment group II category 2 (zone 1 electrical equipment)
II 2-D	Equipment group II category 2 (zone 21 electrical equipment)
EN	**60079-7:** Ex e II
Ex	Explosion protection
e	Increased safety
II	Equipment group
KEMA	**97ATEX4677U** (Example)
KEMA	Notified body
ATEX	Conformity with 94/9/EG
U	Component

Confirmed according to the new European Ex-Directive 94/9/EC – ATEX –

Electrical data

The specified values of the current carrying capacity are related to an ambient temperature of 40 °C. At rated current load (+ 10%), the temperature of the currentbar of the terminal increases by a maximum of 40 K.
Recognizing an additional factor of safety according to EN 50 014, gives the following results:

Temperature class	Ambient temperature
T6	-50 °C to +40 °C
T5 to T1	-50 °C to +55 °C

If the real ambient temperature is higher, the permitted operating current must be reduced accordingly. As defined in EN 50 014, the continuous operating temperature for Wemid and KrG is 100 °C, for PA material 80 °C.

Accessories

The accessories listed in the tables can be used, and are listed in the Ex certifications. To maintain the creepage and clearance distances for “e”, end plates or partitions should be used, as specified in the table.

Design for Ex i

Terminals for “i” intrinsically-safe circuits are passive components. Therefore, there is no requirement for certification when being used in intrinsicallysafe circuits. The terminals are light blue to ensure clear identification and easy recognition. The construction type of these terminals must comply with EN 60079-11.

You may request additional information from Weidmüller concerning the use of our terminals in intrinsically-safe circuits.

Accessories

The listed accessory can be used. It must comply with EN 60079-11.

Mounting

The general statements also apply here for Ex i applications. Additionally, the Ex i requirements always apply to the complete circuit, therefore also for parts in nonpotentially explosive atmospheres.

Clampability of 2 conductors in Ex e

With our W series of terminals, it is normally permitted to connect two wires per terminal point. It is, however, necessary to use the next size down from the rated wire cross-section.

Current carrying capacity of cables and conductors

Cross-section	VDE 0298 Part 4 (IEC364-5-523) Current carrying capacity of conductors		EN 50019 2nd. edtition Increased-safety type of protection connection terminals Ambient temperature 40 °C 40 K rise Current equivalent to connect conductor A
	Ambient temperature 30 °C Routing type C + 3 for PVC 70 °C conductors A	Ambient temperature 40 °C Factor 0.87 Routing type C + 3 for PVC 70 °C conduct A	
1.5	17.5	15.225	15
2.5	24	20.88	21
4	32	27.84	28
6	41	35.67	36
10	57	49.59	50
16	76	66.12	66
25	101	87.87	88
35	125	108.75	109
50	150	130.5	131
70	192	167.04	167
90	232	201.84	202
120	269	234.03	234
150	309	268.83	267
185	353	307.11	307
240	415	361.05	361
300	520	452.4	452

The current carrying capacity of cables and conductors in the installation is normally specified at 30 °C ambient temperature according to VDE 0298 Part 4.
At 40 °C, the operating current shall be reduced by a factor of 0.87.

ATEX directives

Since July 1, 2003, all new facilities in explosion risk zones must be certified according to ATEX Directive 94/9/EG or ATEX 95 (ATEX: ATmosphère EXplosive = explosive atmosphere). This directive is one of the „New Approach“ directives. It is valid in all European Union countries, as well as Iceland, Lichtenstein and Norway. In these countries, the directive refers to the sale and commissioning of products which have been designed particularly for high explosion risk environments (where explosive atmospheres exist due to gases, vapours, mists, or dusts). It now also covers the mining sector and purely mechanical devices.

Class of protection

Type of protection	Code	CENELEC EN	IEC	Product category explosion protect.
General requirements	–	60079-0	60079-0	–
Oil immersion	o	60079-6	60079-6	2
Pressurised apparatus	p	60079-2	60079-2	2
Powder filling	q	60079-5	60079-5	2
Flameproof enclosure	d	60079-1	60079-1	2
Increased safety	e	60079-7	60079-7	2
Intrinsic safety	ia	60079-11	60079-11	1
Intrinsic safety	ib	60079-11	60079-11	2
Intrinsic safety	ic	60079-11	60079-11	3
Type n (Ex n)	n	60079-15	60079-15	3
Encapsulation	m	60079-18	60079-18	2

Classification for potentially explosive areas

CENELEC classification IEC60079-10	Presence of potentially explosive atmosphere	Product category	US classification NEC 500	Combustible media
Zone 0	permanent, long-term	1G	Class I, Div 1	gases, vapours
Zone 20	or frequently	1D	Class II, Div 1	dust
Zone 1	occasionally	2G	Class I, Div 1	gases, vapours
Zone 20		2D	Class II, Div 1	dust
Zone 2	rarely and	3G	Class I, Div 2	gases, vapours
Zone 22	briefly	3D	Class II, Div 2	dust

Explosion groups

Gas (e.g.)	CENELEC	NEC 500
Propane	IIA	D
Ethylene	IIB	C
Hydrogen	IIC	B
Acetylene	IIC	A
Methane (mining)	I	mining (MSHA)

Temperature classes

Max. surface temperature (°C)	Temperature class CENELEC	Temperature class NEC 500-3
450	T1	T1
300	T2	T2
280	–	T2A
260	–	T2B
230	–	T2C
215	–	T2D
200	T3	T3
180	–	T3A
165	–	T3B
160	–	T3C
135	T4	T4
120	–	T4A
100	T5	T5
85	T6	T6

ATEX codes

Example of marking – modular terminal WDK 4 N V



1. Rated voltage
2. European symbol for explosion protection
3. Certificate number
4. Rated conductor cross-section
5. CENELEC protection type “e” group II (gases, vapours, mists)
   - Product category 2 – for use in zone 1 or 2
   - Approved for use in gases “G” and dusts “D”

Example of marking – enclosure fitted with components for enhanced safely

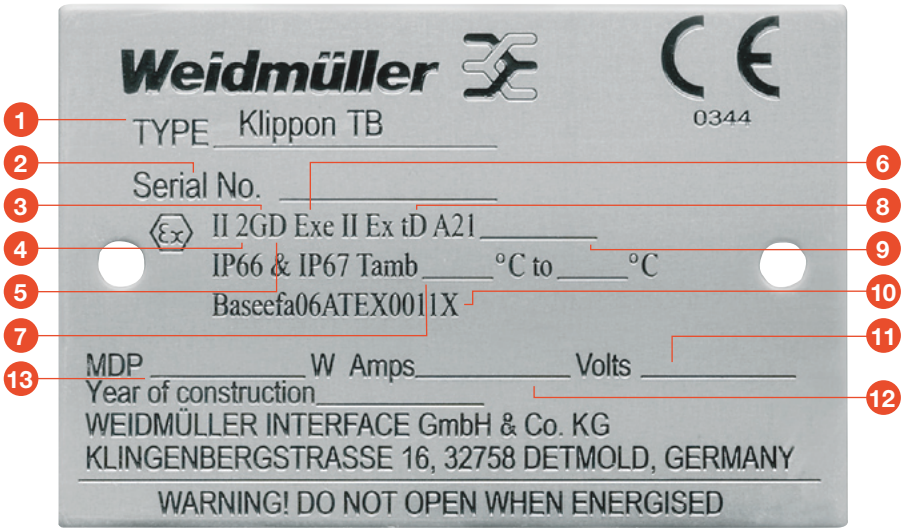

1. Type designation
2. Serial number
3. Approved for use in gases “G”
4. Product category 2 – for use in zone 1 or 2
5. Approved for use in dusts “D”
6. CENELEC protection type “e” – increased safety
7. Ambient temperature range deviating from the standard
8. CENELEC protection type tD
9. Temperature class, e.g. T6 (gas), and max. surface temperature (dust) (for example T6 T85 °C)
10. Certificate number
11. Rated voltage
12. Rated current
13. Power loss

ATEX cross-connection instructions

Arrangements of terminals and cross-connections

The maximum voltages for Ex e applications given below are determined on the basis of the terminals used, their cross-connections and which of the arrangements (A to J) is used.

A Continuous

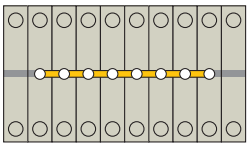

C Adjacent (used with QV)
separated with a partition

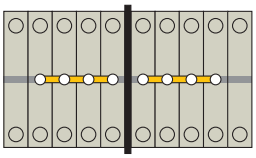

D Bypassing
bridging one or several unconnected terminals (e.g. every third)

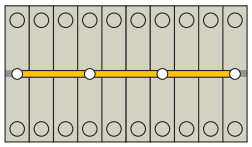

E Adjacent to a PE terminal (earth)
Without partition

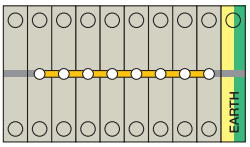

F Adjacent to a PE terminal (earth)
with partition

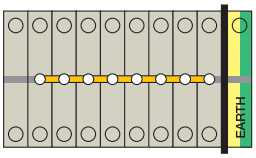

G Bypassing a PE terminal (earth)

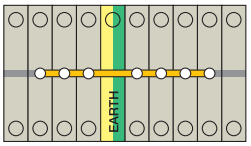

H 2 parallel cross-connections

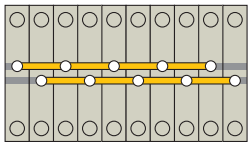

I 3 parallel cross-connections

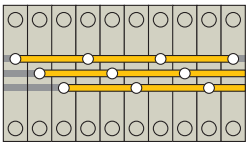

Maximum voltage

Range [1]	Certificate No.	Rated voltage	Rated current	Rated current with QV	Nominal cross-section	Maximum voltage (V) (letters refer to the above diagrams)							
AKZ...		/ V	/ A	/ A	/ mm²	A	C	D	E	F	G	H	I
AKZ 1.5	SIRA 02ATEX3001 U	176	15	15	1.5	176	176	--	176	176	--	--	--
AKZ 2.5	SIRA 02ATEX3001 U	176	21	21	2.5	176	176	--	176	176	--	--	--
AKZ 4	SIRA 02ATEX3001 U	275	28	28	4	275	275	--	275	275	--	--	--
BK...													
BK 2/E ... BK 12/E	SIRA 01ATEX3247 U	275	28	25	4	176	--	--	--	--	--	--	--
DK 4 ...													
DK 4	SIRA 02ATEX3316 U	275	28	21	4	275	275	--	275	275	--	--	--
DK 4Q	SIRA 02ATEX3316 U	275	28	21	4	275	275	--	275	275	--	--	--
DK 4QV	SIRA 02ATEX3316 U	275	28	21	4	275	275	--	275	275	--	--	--
I ... Series													
IDK 1.5N	KEMA 02ATEX2241 U	275	15	15	1.5	275	275	275	--	--	--	--	--
IDK 1.5N/V	KEMA 02ATEX2241 U	275	15	15	1.5	275	275	275	--	--	--	--	--
IDU 1.5N	KEMA 02ATEX2241 U	275	15	15	1.5	275	275	275	275	275	275	275	--
IDU 1.5N/2X2AN	KEMA 02ATEX2241 U	275	15	15	1.5	275	275	275	275	275	275	275	
IDU 1.5N/ZF	KEMA 02ATEX2241 U	275	15	15	1.5	275	275	275	275	275	275	275	--
IDU 1.5N/3AN/ZF	KEMA 02ATEX2241 U	275	15	15	1.5	275	275	275	275	275	275	275	
IDU 1.5N/ZB	KEMA 02ATEX2241 U	275	15	15	1.5	275	275	275	275	275	275	275	--
IDU 1.5N/3AN/ZB	KEMA 02ATEX2241 U	275	15	15	1.5	275	275	275	275	275	275	275	
IDU 2.5N	DEMKO 03ATEX134054 U	550	21	21	2.5	550	550	550	550	550	550	--	--
IDU 2.5N/3AN	DEMKO 03ATEX134054 U	550	21	21	2.5	550	550	550	550	550	550	--	--
IDU 2.5N/4AN	DEMKO 03ATEX134054 U	550	21	21	2.5	550	550	550	550	550	550	--	--
IDU 2.5N/2x2AN	DEMKO 03ATEX134054 U	550	21	21	2.5	550	550	550	550	550	550	--	--
IDU 2.5N/ZF	DEMKO 03ATEX134054 U	550	21	21	2.5	550	550	275	550	550	275	--	--
IDU 2.5N/ZB	DEMKO 03ATEX134054 U	550	21	21	2.5	550	550	275	550	550	275	--	--
MK ...													
MK 3/.../E	SIRA 01ATEX3248U	275	21	21	2.5	176	--	--	--	--	--	--	--
MK 6/.../E	SIRA 01ATEX3249U	440	36	36	6	275	--	--	--	--	--	--	--

[1] Please refer to the catalogue and the certificate for details of precisely which article is approved.

Maximum voltage

Range [1]	Certificate No.	Rated voltage	Rated current	Rated current with QV	Nominal cross-section	Maximum voltage (V) (letters refer to the above diagrams)							
P ...		**/ V**	**/ A**	**/ A**	**/ mm²**	**A**	**C**	**D**	**E**	**F**	**G**	**H**	**I**
PDU 2.5/4	KEMA 06ATEX0177U	550	29	25.5	4	275	550	176	275	275	176	176	
PDU 2.5/4/3AN	KEMA 06ATEX0177U	550	29	25.5	4	275	550	176	275	275	176	176	
PDU 2.5/4/4AN	KEMA 06ATEX0177U	550	29	26.5	4	275	550	176	275	275	176	176	
PDU 6/10	KEMA 06ATEX0177U	550	37	26.5	6	550	550	275	550	550	--	220	
PDU 6/10/3AN	KEMA 06ATEX0177U	550	36.5	29.5	6	550	550	275	550	550	--	220	
PDU 16	KEMA 06ATEX0177U	550	59	57.5	16	275	550	--	275	275	--	110	
PEI 16	KEMA 06ATEX0177U	550	66.5	25 (37) [4]	16	275	--	--	--	--	--	--	
SAK ...TS 32/TS 35													
SAK 2.5	KEMA 97ATEX1798 U	550	21	21	2,5	550	550	176	550	550	--	--	--
SAK 4	KEMA 97ATEX1798 U	550	28	28	4	550	550	176	550	550	--	--	--
SAK 6N	KEMA 97ATEX1798 U	550	36	36	6	550	550	176	550	550	--	--	--
SAK 10	KEMA 97ATEX1798 U	550	50	50	10	550	550	176	550	550	--	--	--
SAK 16	KEMA 97ATEX1798 U	690	66	66	16	550	550	176	690	690	--	--	--
SAK 35	KEMA 97ATEX1798 U	550	109	99	35	550	550	176	550	550	--	--	--
SAK ... EN on TS32													
SAK 2.5 EN	KEMA 97ATEX1798 U	440	21	21	2.5	440	440	440	440	440	--	--	--
SAK 4 EN	KEMA 97ATEX1798 U	440	28	28	4	440	440	440	440	440	--	--	--
SAK 6N EN	KEMA 97ATEX1798 U	440	36	36	6	440	440	440	440	440	--	--	--
SAK 10 EN	KEMA 97ATEX1798 U	440	50	50	10	440	440	440	440	440	--	--	--
SAK 16 EN	KEMA 97ATEX1798 U	440	66	66	16	440	440	440	440	440	--	--	--
SAK 35 EN	KEMA 97ATEX1798 U	440	109	109	35	440	440	440	440	440	--	--	--
SAK ... EN on TS35													
SAK 2.5 EN	KEMA 97ATEX1798 U	690	21	21	2.5	690	690	440	690	690	--	--	--
SAK 4 EN	KEMA 97ATEX1798 U	690	28	28	4	690	690	690	690	690	--	--	--
SAK 6N EN	KEMA 97ATEX1798 U	690	36	36	6	690	690	690	690	690	--	--	--
SAK 10 EN	KEMA 97ATEX1798 U	690	50	50	10	690	690	690	690	690	--	--	--
SAK 16 EN	KEMA 97ATEX1798 U	690	66	66	16	690	690	690	690	690	--	--	--
SAK 35 EN	KEMA 97ATEX1798 U	690	109	109	35	690	690	690	690	690	--	--	--
SAK 4 EP/SAKH 6-35 EP													
SAK 4 EP/SW	KEMA05ATEX2061U	550	32	32	4	550	550	176	550	550	--		
SAKH 6 EP/SW	KEMA05ATEX2061U	1100	57	57	10	1100	1100	176	1100	1100	--		
SAKH 10 EP/SW	KEMA05ATEX2061U	1100	57	57	10	1100	1100	176	1100	1100	--		
SAKH 35 EP/SW	KEMA05ATEX2061U	1100	125	125	35	1100	1100	440	1100	1100	--		
SAKK ...													
SAKK 4	SIRA 03 ATEX3425 U	275	28	28	4	275	275	--	275	275	--		
SAKK 10	SIRA 03 ATEX3425 U	275	50	50	10	275	275	--	275	275	--		
W ...													
WDK 1.5/R3.5	KEMA 99ATEX6545 U	275	14	11	1.5	176	275	--	--	--	--	--	--
WDK 2.5	KEMA 98ATEX1687 U	275	21	21	2.5	275	275	60	275	275	60	--	--
WDK 2.5V	KEMA 98ATEX1687 U	275	21	21	2.5	275	275	60	275	275	60	--	--
WDK 2.5DU-PE	KEMA 98ATEX1687 U	275	21	21	2.5	275	275	60	275	275	60	--	--
WDK 2.5/EX	KEMA 98ATEX1687 U	440	24	22	2.5	440	440	176	440	440	176	--	--
WDK 2.5N	KEMA 00ATEX2061 U	550	21	21	2.5	550	550	275	550	550	275	--	--
WDK 2.5N V	KEMA 00ATEX2061 U	550	21	21	2.5	550	550	275	550	550	275	--	--
WDK 4N	KEMA 00ATEX2061 U	550	28	28	4	550	550	275	550	550	275	--	--
WDK 4N V	KEMA 00ATEX2061 U	550	28	28	4	550	550	275	550	550	275	--	--
WDU 1.5/ZZ	KEMA 98ATEX1685 U	550	15	15	1.5	550	550	110	550	550	110	110	--
WDU 2.5/1.5/ZR	KEMA 98ATEX1685 U	550	15	15	1.5	550	550	110	550	550	110	110	--
WDU 1.5/R3.5	KEMA 99ATEX6545 U	275	15	11	1.5	176	275	--	--	--	--	--	--
WDU 2.5N	KEMA 98ATEX1683 U	440	21	21	2.5	440	440	110	440	440	110	--	--
WDU 2.5	KEMA 98ATEX1683 U	550	21	21	2.5	550	550	110	440	550	110	110 [2]	60 [3]
WDU 4	KEMA 98ATEX1683 U	690	28	28	4	690	690	110	440	690	110	--	--
WDU 4N	TÜV 04ATEX2630 U	440	27	27	4	440	275	69	440	440	69	69	--
WDU 6	KEMA 98ATEX1683 U	550	36	36	6	550	550	110	440	550	110	--	--
WDU 10	KEMA 98ATEX1683 U	550	50	50	10	550	550	110	440	550	110	--	--
WDU 16	KEMA 98ATEX1683 U	690	66	66	16	690	690	110	690	690	110	--	--
WDU 35	KEMA 98ATEX1683 U	690	109	109	35	690	690	110	690	690	110	--	--
WDU 50N	KEMA 98ATEX1683 U	690	126	126	50	550	--	--	550	550	--	--	--
WDU 70N	KEMA 98ATEX1683 U	690	167	167	70	550	--	--	550	550	--	--	--
WDU 70/95	KEMA 98ATEX1686 U	690	202	202	95	690	--	--	690	690	--	--	--

[1] Please refer to the catalogue and the certificate for details of precisely which article is approved.
[4] For PDU2.5/4 and ZQV 2.5 cross-connection: 25 A; For PDU 6/10 and ZQV 6N cross-connection: 37 A

[2] The outer cross-connection openings must be used for type ZQV.
[3] Only possible with ZQV.

ATEX

Maximum voltage

Range [1]	Certificate No.	Rated voltage	Rated current	Rated current with QV	Nominal cross-section	Maximum voltage (V) (letters refer to the above diagrams)							
W ...		**/ V**	**/ A**	**/ A**	**/ mm²**	**A**	**C**	**D**	**E**	**F**	**G**	**H**	**I**
WDU 95N/120N	KEMA 98ATEX1683 U	880	243	243	120	880	--		880	880	--	--	--
WDU 120/150	KEMA 98ATEX1686 U	1100	234	234	120	1100	--	--	1100	1100	--	--	--
WDU 240	KEMA 01ATEX2186 U	1100	350	270	240	--	--	--	--	--	--	--	--
WDU 4 SL	SIRA 02ATEX3242 U	275	28	28	4	275	275	176	275	275	176	176	--
WDU 6 SL	SIRA 02ATEX3242 U	275	36	36	6	275	275	176	275	275	176	176	--
WDU 10 SL	SIRA 02ATEX3242 U	275	50	50	10	275	275	176	275	275	176	176	--
Z ...													
ZDK 2.5/1.5	KEMA 97ATEX4677 U	275	18	18	2.5	275	275	275	275	275	275	--	--
ZDK 2.5/1.5V	KEMA 97ATEX4677 U	420	20	19	2.5	275	275	275	275	275	275	--	--
ZDK 2.5/1.5NDU	KEMA 97ATEX4677 U	275	20	20	2.5	275	275	275	275	275	275	--	--
ZDK 2.5/1.5NPE	KEMA 97ATEX4677 U	275	20	20	2.5	275	275	275	275	275	275	--	--
ZDK 2.5/1.5DU-PE	KEMA 97ATEX4677 U	275	20	20	2.5	275	275	275	275	275	275	--	--
ZDK 2.5-2	KEMA 97ATEX4677 U	550	20	18	2.5	440	440	275	440	440	275	--	--
ZDK 2.5-2V	KEMA 97ATEX4677 U	550	22	18	2.5	440	440	275	440	440	275	--	--
ZDK 2.5-2DU-PE	KEMA 97ATEX4677 U	550	20	18	2.5	440	440	275	440	440	275	--	--
ZDK 2.5/3AN	KEMA 06ATEX0271U	550	21.5	21	2.5	275	275	275	275	275	--	--	--
ZDK 2.5/3AN V	KEMA 06ATEX0271U	550	21	18.5	2.5	275	275	275	275	275	--	--	--
ZDK 2.5/3AN DU-PE	KEMA 06ATEX0271U	550	21	21	2.5	275	275	275	275	275	--	--	--
ZDU 1.5	KEMA 01ATEX2106 U	550	15	15	1.5	275	275	176	275	275	176	176	--
ZDU 1.5/3AN	KEMA 01ATEX2106 U	550	15	15	1.5	275	275	176	275	275	176	176	--
ZDU 1.5/4AN	KEMA 01ATEX2106 U	550	15	15	1.5	275	275	176	275	275	176	176	--
ZDU 2.5	KEMA 97ATEX2521 U	550	21	21	2.5	275	275	275	275	275	275	60	--
ZDU 2.5/3AN	KEMA 97ATEX2521 U	550	21	21	2.5	275	275	275	275	275	275	--	--
ZDU 2.5/4AN	KEMA 97ATEX2521 U	550	21	21	2.5	275	275	275	275	275	275	--	--
ZDU 2.5N	KEMA 06ATEX0271U	550	20.5	19	2.5	440	550	275	440	440	--	--	--
ZDU 2.5N/3AN	KEMA 06ATEX0271U	550	21.5	21	2.5	440	550	275	440	440	--	--	--
ZDU 2.5N/4AN	KEMA 06ATEX0271U	550	21	20	2.5	440	550	275	440	440	--	--	--
ZDU 4	KEMA 97ATEX2521 U	550	28	28	4	275	275	275	275	275	275	--	--
ZDU 4/3AN	KEMA 00ATEX2107 U	550	28	28	4	550	550	275	--	--	--	--	--
ZDU 4/4AN	KEMA 00ATEX2107 U	550	28	28	4	550	550	275	--	--	--	--	--
ZDU 6	KEMA 97ATEX2521 U	550	36	36	6	275	275	275	275	275	275	--	--
ZDU 6/3AN	KEMA 00ATEX2107 U	550	36	36	6	550	550	275	--	--	--	--	--
ZDU 10	KEMA 99ATEX5514 U	550	50	50	10	550	--	--	--	--	--	--	--
ZDU 10/3AN	KEMA 00ATEX2107 U	550	50	50	10	550	550	--	--	--	--	--	--
ZDU 16	KEMA 99ATEX5514 U	550	66	66	16	550	--	--	--	--	--	--	--
ZDU 35	KEMA 00ATEX2107 U	690	109	100	35	550	550	--	550	550	--	--	--
ZDU 2.5-2/2AN	KEMA 97ATEX4677 U	550	21	20	2.5	440	440	275	440	--	275	176	
ZDU 2.5-2/3AN	KEMA 97ATEX4677 U	550	21	21	2.5	440	440	275	440	--	275	176	--
ZDU 2.5-2/4AN	KEMA 97ATEX4677 U	550	21	21	2.5	440	440	275	440	--	275	176	--
ZDU 4-2/2AN	KEMA 97ATEX4677 U	550	28	26	4	440	440	275	440	--	275	110	--
ZDU 4-2/3AN	KEMA 97ATEX4677 U	550	28	26	4	440	440	275	440	--	275	110	--
ZDU 4-2/4AN	KEMA 97ATEX4677 U	550	28	26	4	440	440	275	440	--	275	110	--
ZDU 6-2/2AN	KEMA 97ATEX4677 U	550	36	30	6	440	440	110	440	--	110	--	--
ZDU 6-2/3AN	KEMA 97ATEX4677 U	550	36	36	6	440	440	110	440	--	110	--	--
ZDUA 2.5-2	KEMA 97ATEX4678 U	275	20	19	2.5	275	275	110	275	275	110	--	--

[1] Please refer to the catalogue and the certificate for details of precisely which article is approved.

Index

Index	Index Type / Index Order No.	X.2
	Addresses worldwide	X.28

A

Type	Order No.	Page
AD 250	0634100000	I.18
AD 3 SAK10	0178500000	I.17
AD 3 SAK16	0297800000	B.4
AD 3 SAK16	0297800000	I.17
AD 3 SAK2.5	0297900000	B.2
AD 3 SAK2.5	0297900000	A.12
AD 3 SAK2.5	0297900000	C.2
AD 3 SAK2.5	0297900000	I.17
AD 3 SAK2.5	0297900000	A.2
AD 3 SAK35	0273400000	B.4
AD 3 SAK35	0273400000	I.17
AD 3 SAK4	0297600000	I.17
AD 3 SAK6N	0297700000	I.17
AD 3 SAK70	0344300000	B.9
AD 3 SAK70	0344300000	A.6
AD 3 SAK70	0344300000	I.17
AD 3 WSD SAKG54 HP/DBR	0264900000	I.17
AD 4 AKZ4	0303400000	E.10
AD 4 AKZ4	0303400000	B.39
AD 4 AKZ4	0303400000	E.12
AD 4 AKZ4	0303400000	E.11
AD 4 AKZ4	0303400000	B.45
AD 4 AKZ4	0303400000	B.11
AD 4 AKZ4	0303400000	A.7
AD 4 AKZ4	0303400000	A.40
AD 4 AKZ4	0303400000	I.17
AD 4 AKZ4	0303400000	A.13
AD 4 AKZ4	0303400000	B.6
AD 4 SAK10	0178600000	C.3
AD 4 SAK10	0178600000	I.17
AD 4 SAK10	0178600000	B.7
AD 4 SAK10	0178600000	A.8
AD 4 SAK10	0178600000	A.3
AD 4 SAK10	0178600000	B.3
AD 4 SAK16	0518200000	B.7
AD 4 SAK16	0518200000	I.17
AD 4 SAK16	0518200000	C.3
AD 4 SAK16	0518200000	A.4
AD 4 SAK16	0518200000	A.9
AD 4 SAK35	0178700000	C.4
AD 4 SAK35	0178700000	I.17
AD 4 SAK35	0178700000	A.9
AD 4 SAK35	0178700000	B.5
AD 4 SAK35	0178700000	A.5
AD 4 SAK35	0178700000	A.4
AD 4 SAK35	0178700000	B.8
AD 4 SAK35N	0576700000	A.9
AD 4 SAK35N	0576700000	B.5
AD 4 SAK35N	0576700000	I.17
AD 4 SAK35N	0576700000	A.5
AD 4 SAK35N	0576700000	B.9
AD 4 SAK4	0285300000	C.4
AD 4 SAK4	0285300000	A.3
AD 4 SAK4	0285300000	B.3
AD 4 SAK4	0285300000	B.6
AD 4 SAK4	0285300000	C.5
AD 4 SAK4	0285300000	I.17
AD 4 SAK4	0285300000	A.7
AD 4 SAK4	0285300000	C.2
AD 4 SAK6N	0196600000	A.8
AD 4 SAK6N	0196600000	B.3
AD 4 SAK6N	0196600000	C.3
AD 4 SAK6N	0196600000	I.17
AD 4 SAK6N	0196600000	A.3
AD 4 SAK6N	0196600000	B.7
AD 4 WSD SAKG28 HP/DBR	0263100000	I.17
AD 4 WSD SAKG32 HP/DBR	0283100000	I.17
AD 4 WSD SAKG40 HP/DBR	0263200000	I.17
AD 4 WSD SAKG46 HP/DBR	0263300000	I.17
AD 4 WSD SAKG54 HP/DBR	0261100000	I.17
ADAPTER ALU STI-S	1762440000	K.25
ADAPTER ALU STI-S	1762440000	K.24
ADK 1/1.5	0303860000	E.11
ADL	0210800000	I.18
ADP 1/HP1 1M	0485200000	I.16
ADP 2/HP2 1M	0485300000	I.16
ADP 2/HP2 1M	0485300000	A.11
ADP 3/HP3 1M	0485400000	A.10
ADP 3/HP3 1M	0485400000	I.16
ADP 4/1000	1430760000	I.16
ADP 4/300	1378160000	I.16
AH 28 SAKG28	0326660000	I.17
AH 28 SAKG28	0326660000	B.48
AH 28 SAKG28	0326660000	B.46
AH 28 SAKG28	0326660000	B.47
AH 32 SAKG32	0326760000	I.17
AH 32 SAKG32	0326760000	A.44
AH 32 SAKG32	0326760000	A.42
AH 32 SAKG32	0326760000	A.43
AH 32 SAKG32	0326760000	B.48
AH 32 SAKG32	0326760000	B.50
AH 32 SAKG32	0326760000	B.49
AH 40 SAKG40	0326860000	A.45
AH 40 SAKG40	0326860000	B.51
AH 40 SAKG40	0326860000	I.17
AH 40 SAKG40	0326860000	A.46
AH 40 SAKG40	0326860000	B.50
AH 46 SAKG46	0326960000	B.52
AH 46 SAKG46	0326960000	I.17
AH 46 SAKG46	0326960000	A.46
AH 46 SAKG46	0326960000	A.47
AK 95	0364200000	H.5
AKA 2.5	0300720000	E.12
AKA 2.5 BL	0300770000	E.12
AKE 2.5	1303360000	E.4
AKE 4	0380260000	E.5
AKE 4 MS	0211200000	E.4
AKKU DMS 3	9007450000	J.10
AKZ 1.5	0340460000	E.2
AKZ 1.5 BL	0340480000	E.2
AKZ 1.5L VS	0340160000	E.10
AKZ 2.5	0697160000	E.2
AKZ 2.5 BL	0697180000	E.2
AKZ 2.5 K SW U/V 1X1	0108960000	E.13
AKZ 4	0294360000	E.3
AKZ 4 BL	0294380000	E.3
AKZ 4 LL VS	0346460000	E.11
AKZ 4 S WA 2X2.8	0324460000	E.9
AKZ 4 SF SE 6.3/2.8	0158760000	E.9
AKZ 4 SS SE 6.3/2.8	0324560000	E.8
AKZ 4 SS WA 2X2.8	0362460000	E.8
AKZ 4 SW 1X1	0445860000	E.13
AKZ 4L SL VS	0334860000	E.10
AKZ 4L SL VS KRG	0334820000	E.12
AP DK4Q DB	0631300000	I.6
AP 100 GR	1773410000	I.6
AP 110 GR	1790080000	I.6
AP 2 DSG1.5T	2119490000	I.6
AP 70 SAK70 KRG	0340920000	I.6
AP 70 SAK70 KRG	0340920000	B.9
AP 70 SAK70 KRG	0340920000	I.4
AP ADK1	0476260000	I.6
AP ADK1	0476260000	E.11
AP AKA2.5	0162520000	I.6
AP AKA2.5	0162520000	E.12
AP AKA2.5 KRG/BL	0162570000	E.12
AP AKA2.5 KRG/BL	0162570000	I.6
AP AKZ1.5	0340560000	E.2
AP AKZ1.5	0340560000	I.4
AP AKZ1.5	0340560000	I.6
AP AKZ1.5 BL	0340580000	E.2
AP AKZ1.5 BL	0340580000	I.6
AP AKZ1.5W	0329660000	E.10
AP AKZ1.5W	0329660000	I.6
AP AKZ1.5W	0329660000	I.4
AP AKZ2.5	0697360000	I.6
AP AKZ2.5	0697360000	E.2
AP AKZ2.5 BL	0697380000	I.6
AP AKZ2.5 BL	0697380000	E.2
AP AKZ2.5K	0697260000	E.13
AP AKZ2.5K	0697260000	I.6
AP AKZ4	0294460000	I.6
AP AKZ4	0294460000	E.8
AP AKZ4	0294460000	E.9
AP AKZ4	0294460000	I.4
AP AKZ4	0294460000	E.11
AP AKZ4	0294460000	E.13
AP AKZ4	0294460000	E.12
AP AKZ4	0294460000	E.10
AP AKZ4	0294460000	E.3
AP AKZ4 BL	0294480000	I.6
AP AKZ4 BL	0294480000	E.3
AP AKZ4 GE	2077070000	I.6
AP AKZ4 KRG	0294420000	I.6
AP AKZ4 KRG	0294420000	I.4
AP ASK1	0380360000	C.7
AP ASK1	0380360000	I.6
AP ASK1 BL	0380380000	I.6
AP ASK1 DB	1753320000	I.6
AP ASK1 OR	0105360000	I.6
AP ASK1 RT	0380350000	I.6
AP AST1+5	0266460000	I.6
AP AST1+5 DB	0266400000	B.36
AP AST1+5 DB	0266400000	A.37
AP AST1+5 DB	0266400000	A.36
AP AST1+5 DB	0266400000	I.6
AP AST1+5 KRG	0266420000	I.6
AP AST1+5 KRG	0266420000	I.4
AP AST1+5 KRG	0266420000	B.43
AP AST1+5 KRG	0266420000	B.42
AP AST3+4 KRG	0298120000	A.36
AP AST3+4 KRG	0298120000	B.43
AP AST3+4 KRG	0298120000	B.42
AP AST3+4 KRG	0298120000	I.4
AP AST3+4 KRG	0298120000	I.6
AP AST3+4/35 GE	2077060000	I.6
AP DK4	0359260000	A.12
AP DK4	0359260000	B.38
AP DK4	0359260000	A.56
AP DK4	0359260000	A.51
AP DK4	0359260000	B.61
AP DK4	0359260000	B.59
AP DK4	0359260000	B.58
AP DK4	0359260000	B.57
AP DK4	0359260000	A.53
AP DK4	0359260000	A.52
AP DK4	0359260000	A.55
AP DK4	0359260000	B.60
AP DK4	0359260000	A.54
AP DK4	0359260000	B.10
AP DK4	0359260000	A.50
AP DK4	0359260000	B.56
AP DK4	0359260000	I.6
AP DK4 BL	0359280000	A.12
AP DK4 BL	0359280000	B.38
AP DK4 BL	0359280000	I.6
AP DK4 BL	0359280000	B.10
AP DK4/380 Q	0438560000	I.4
AP DK4/380 Q	0438560000	I.6
AP DK4Q	1397160000	B.11
AP DK4Q	1397160000	A.12
AP DK4Q	1397160000	A.13
AP DK4Q	1397160000	B.10
AP DK4Q	1397160000	B.34
AP DK4Q	1397160000	I.6
AP DK4Q	1397160000	A.34
AP DK4Q BL	1397180000	I.6
AP DK4Q BL	1397180000	A.12
AP DK4Q BL	1397180000	B.10
AP DK4Q BL	1397180000	B.11
AP DK4Q BL	1397180000	A.13
AP DK4S	0631360000	I.6
AP DK4S	0631360000	A.38
AP DK4S	0631360000	B.37
AP DK4S	0631360000	A.39
AP DK4S BL	0631380000	I.6
AP DKIT4	0635060000	I.6
AP DKT4 PA	0687560000	B.17
AP DKT4 PA	0687560000	B.61
AP DKT4 PA	0687560000	I.6
AP DKT4 PA	0687560000	A.19
AP DKT4 PA	0687560000	A.56
AP DLD2.5	1317660000	I.6
AP DLD2.5 BL	1317680000	I.6
AP DLD2.5 DB	1784210000	I.6
AP DLD2.5/PE	1595960000	I.6
AP DLD2.5/PE DB	1783800000	I.6
AP DLI2.5	1313260000	I.6
AP DLI2.5 DB	1783550000	I.6
AP DSK1.5	0532960000	I.6
AP DUSA4/35	0401360000	I.6
AP KDKS1 1.5	9503330000	I.6
AP KDKS1 1.5 DB	9532470000	I.6
AP KDKS1 EN	9503340000	I.6
AP KDKS1 EN	9503340000	C.7
AP KSKM	9509630000	I.6
AP MAK2.5	1615280000	I.6
AP MAK2.5 DB	7917000000	I.6
AP OSC 10/16	9154850000	I.6
AP OSC 4	9154860000	I.6
AP PPT/35	3835120000	I.6
AP PPT/35	3835120000	D.9
AP RSF1 KRG	0270420000	I.6
AP RSF2 KRG	0301420000	I.6
AP RSF3	0270460000	I.6
AP RSF3	0270460000	A.11
AP RSF3	0270460000	B.28
AP RV	4145220000	I.6
AP SAK16	0271160000	I.4
AP SAK16	0271160000	I.6
AP SAK16	0271160000	B.4
AP SAK16	0271160000	A.4
AP SAK16	0271160000	C.3
AP SAK16 BL	0271180000	C.3
AP SAK16 BL	0271180000	I.6
AP SAK16 BL	0271180000	A.4
AP SAK16 BL	0271180000	B.4
AP SAK16 GE	2076900000	I.6
AP SAK16 KRG	0271120000	I.6
AP SAK16 KRG	0271120000	B.7
AP SAK16 KRG	0271120000	A.9
AP SAK16 KRG	0271120000	I.4
AP SAK2.5	0279560000	A.2
AP SAK2.5	0279560000	B.38
AP SAK2.5	0279560000	B.39
AP SAK2.5	0279560000	A.40
AP SAK2.5	0279560000	I.6
AP SAK2.5	0279560000	B.34
AP SAK2.5	0279560000	B.2
AP SAK2.5 BL	0279580000	I.6
AP SAK2.5 BL	0279580000	B.39
AP SAK2.5 BL	0279580000	B.2
AP SAK2.5 BL	0279580000	A.2
AP SAK2.5 BL	0279580000	A.40
AP SAK2.5 GE	0279500000	I.6
AP SAK2.5 KRG	0279520000	I.6
AP SAK2.5 KRG	0279520000	B.6
AP SAK2.5 KRG	0279520000	I.4
AP SAK2.5 KRG	0279520000	A.7
AP SAK2.5 KRG BL	0279570000	A.7
AP SAK2.5 KRG BL	0279570000	I.6
AP SAK2.5 KRG BL	0279570000	B.6
AP SAK2.5 KRS	0279530000	I.4
AP SAK2.5 OR	0279540000	I.6
AP SAK2.5/35	2144900000	I.6
AP SAK2.5/35 + AST3+4	0460560000	C.2
AP SAK2.5/35 + AST3+4	0460560000	A.37
AP SAK2.5/35 + AST3+4	0460560000	B.36
AP SAK2.5/35 + AST3+4	0460560000	I.6
AP SAK2.5/35 BL	0460580000	I.6
AP SAK2.5/35 DB	0460490000	I.6
AP SAK2.5L KRG	0309220000	I.4
AP SAK2.5L KRG	0309220000	B.45
AP SAK2.5L KRG	0309220000	I.6
AP SAK2.5L KRG BL	0309270000	I.6
AP SAK2.5L KRG BL	0309270000	B.45
AP SAK35 KRG	0303620000	I.6
AP SAK35 KRG	0303620000	I.4
AP SAK35 KRG	0303620000	B.8
AP SAK35 KRG	0303620000	B.9
AP SAK35 KRG	0303620000	A.9
AP SAK35 KRG/BL	0303670000	B.8
AP SAK35 KRG/BL	0303670000	B.9
AP SAK35 KRG/BL	0303670000	A.9
AP SAK35 KRG/BL	0303670000	I.6
AP SAK35/TW SAK16	0303660000	B.5
AP SAK35/TW SAK16	0303660000	I.6
AP SAK35/TW SAK16	0303660000	C.4
AP SAK35/TW SAK16	0303660000	I.4
AP SAK35/TW SAK16	0303660000	A.4
AP SAK35/TW SAK16	0303660000	A.5
AP SAK35/TW SAK16	0303660000	B.4
AP SAK35/TW SAK16 BL	0303680000	B.7
AP SAK35/TW SAK16 BL	0303680000	C.4
AP SAK35/TW SAK16 BL	0303680000	I.6
AP SAK35/TW SAK16 BL	0303680000	B.5
AP SAK35/TW SAK16 BL	0303680000	A.5
AP SAK35/TW SAK16 BL	0303680000	A.4
AP SAK35/TW SAK16 BL	0303680000	B.4
AP SAK35/TW SAK16 GE	2076910000	I.6
AP SAK4 KRG M.FU	0460020000	I.6
AP SAK4-10	0117960000	A.38
AP SAK4-10	0117960000	A.37
AP SAK4-10	0117960000	A.3
AP SAK4-10	0117960000	B.3
AP SAK4-10	0117960000	B.37
AP SAK4-10	0117960000	B.44
AP SAK4-10	0117960000	C.2
AP SAK4-10	0117960000	C.3
AP SAK4-10	0117960000	C.4
AP SAK4-10	0117960000	C.5
AP SAK4-10	0117960000	I.6
AP SAK4-10 BL	0117980000	C.3
AP SAK4-10 BL	0117980000	C.5
AP SAK4-10 BL	0117980000	C.4
AP SAK4-10 BL	0117980000	C.2
AP SAK4-10 BL	0117980000	B.3
AP SAK4-10 BL	0117980000	I.6
AP SAK4-10 BL	0117980000	A.3
AP SAK4-10 DB	0105100000	I.6
AP SAK4-10 GE	2076890000	I.6
AP SAK4-10 GR 7042	1853970000	I.6
AP SAK4-10 I	0117910000	I.6
AP SAK4-10 KRG	0117920000	I.4
AP SAK4-10 KRG	0117920000	I.6
AP SAK4-10 KRG	0117920000	A.7
AP SAK4-10 KRG	0117920000	A.20
AP SAK4-10 KRG	0117920000	B.44
AP SAK4-10 KRG	0117920000	B.7
AP SAK4-10 KRG	0117920000	B.19
AP SAK4-10 KRG	0117920000	B.6
AP SAK4-10 KRG	0117920000	A.8
AP SAK4-10 KRG/BL	0117970000	B.19
AP SAK4-10 KRG/BL	0117970000	A.8
AP SAK4-10 KRG/BL	0117970000	A.7
AP SAK4-10 KRG/BL	0117970000	B.44
AP SAK4-10 KRG/BL	0117970000	B.7
AP SAK4-10 KRG/BL	0117970000	I.6
AP SAK4-10 KRG/BL	0117970000	B.6
AP SAK4-10 KRG/BL	0117970000	A.20
AP SAK4-10 KRG/DB	0177600000	I.6
AP SAK4-10 OR	0105160000	I.6
AP SAK4-10 RT	0117900000	I.6
AP SAK70/35	0340960000	A.6
AP SAK70/35	0340960000	I.6
AP SAK70/35	0340960000	I.4
AP SAK95 KRG	0550920000	I.4
AP SAK95 KRG	0550920000	I.6
AP SAK95 KRG	0550920000	B.9
AP SAK95 KRG	0550920000	A.10
AP SAK95 KRG/BL	0550970000	I.6
AP SAK95 KRG/BL	0550970000	A.10
AP SAKA KRG	0134220000	B.30
AP SAKA KRG	0134220000	I.6
AP SAKA KRG	0134220000	I.4
AP SAKB/C/T BE	0146760000	I.6
AP SAKB/C/T BE	4140450000	I.6
AP SAKB/C/T KRG	0146720000	I.6
AP SAKB/C/T KRG	0146720000	B.32
AP SAKB/C/T KRG	0146720000	I.4
AP SAKB/C/T KRG	0146720000	A.20
AP SAKB/C/T KRG	0146720000	B.31
AP SAKB/C/T KRG	0146720000	A.32
AP SAKB/C/T KRG	0146720000	A.33
AP SAKB/C/T KRG	0146720000	B.30
AP SAKB/C/T1 DB	4173520000	I.6
AP SAKB-C-T I	0146710000	B.19
AP SAKD2.5N	0150960000	A.2

Type	Order No.	Page
AP SAKD2.5N	0150960000	I.6
AP SAKD2.5N	0150960000	I.4
AP SAKD2.5N	0150960000	B.2
AP SAKD2.5N BL	0150980000	I.6
AP SAKD2.5N BL	0150980000	A.2
AP SAKD2.5N BL	0150980000	B.2
AP SAKH 4EX	0408730000	I.6
AP SAKH6/10 EP/SW	0131700000	D.7
AP SAKH6/10 EP/SW	0131700000	I.6
AP SAKH6/10 EP/SW	0131700000	D.6
AP SAKH6/10 KRG	0131720000	I.6
AP SAKH6/10 KRS	0131730000	I.4
AP SAKK4/10 KER/WS	9502630000	I.6
AP SAKK4/10 KER/WS	9502630000	D.3
AP SAKK4/10 KER/WS	9502630000	D.2
AP SAKR BE	0211360000	A.18
AP SAKR BE	0211360000	B.16
AP SAKR BE	0211360000	I.4
AP SAKR BE	0211360000	I.6
AP SAKR BE	0211360000	B.39
AP SAKR BE	0211360000	E.3
AP SAKR BE	0211360000	B.41
AP SAKR BE	0211360000	B.40
AP SAKR BE RS-SET	1820200000	I.6
AP SAKR BL	0211380000	I.6
AP SAKR BL	0211380000	B.40
AP SAKR BL	0211380000	B.41
AP SAKR BL	0211380000	B.16
AP SAKR BL	0211380000	A.18
AP SAKR KRG	0211320000	B.18
AP SAKR KRG	0211320000	I.6
AP SAKS1+3 KRG	0191320000	B.22
AP SAKS1+3 KRG	0191320000	I.4
AP SAKS1+3 KRG	0191320000	A.24
AP SAKS1+3 KRG	0191320000	B.23
AP SAKS1+3 KRG	0191320000	A.25
AP SAKS1+3 KRG	0191320000	I.6
AP SAKS1+3 KRG/DB	0191300000	I.6
AP SAKT2 KRG	0329120000	I.6
AP SAKT2 KRG	0329120000	I.4
AP SAKT4 KRG	0244920000	I.6
AP ST5 PA/BE	0447260000	I.6
AP ST5 PPO/SW	0447240000	I.6
AP ST5 PPO/SW	0447240000	C.6
AP STA2.5 0.5MM	2012770000	I.6
AP TAL	0212260000	I.6
AP TOP4SF-FF	0483460000	I.4
AP TOP4SF-FF	0483460000	I.6
AP TW/SS.../35	1333200000	I.6
AP VLI1.5	1633260000	I.6
AP VLI1.5 DB	1784150000	I.6
AP VLI1.5/PE	1633320000	I.6
AP VLI1.5/PE DB	1784160000	I.6
ASK 1/15	0376860000	E.6
ASK 1/EN	0474560000	C.7
ASK 1/EN LD 120K 230VDC	0225660000	C.7
ASK 1/EN LD 15K 24VDC	0222760000	C.7
ASK 1/EN LD 1D 115VAC	0225560000	C.7
ASK 1/EN LD 1D 230VAC	0225760000	C.7
ASK 1/EN LD 1D 24VAC	0222860000	C.7
ASK 1/EN LD 1D 48VAC	0225360000	C.7
ASK 1/EN LD 27K 48VDC	0225260000	C.7
ASK 1/EN LD 33K 60VDC	0226460000	C.7
ASK 1/EN LD 56K 115VDC	0225460000	C.7
AST 1 6.3	0266360000	B.36
AST 1 6.3 KRG	0266320000	B.42
AST 1 6.3/2.8	0478260000	B.36
AST 1 6.3/2.8 KRG	0478220000	B.42
AST 1/35 6.3	0664860000	A.36
AST 1/35 6.3/2.8	0699660000	A.36
AST 3 6.3	0236760000	B.36
AST 3 6.3 KRG	0298020000	B.42
AST 3 6.3/2.8 KRG	0442420000	B.42
AST 3/35 6.3	0479360000	A.36
AST 3/35 6.3/2.8	0460360000	A.36
AST 4 SF 6.3/2.8 KRG	0439120000	B.43
AST 4/35 SF 6.3	0479460000	A.37
AST 4/35 SF 6.3/2.8	0460460000	A.37
AST 5 SF 6.3 KRG	0334520000	B.43
AST 5 SF 6.3/2.8 KRG	0479220000	B.43
AST 5/35 SF 6.3/2.8	0664960000	A.37

B

BAL 2	0181800000	J.11
BEZ.-KARTE ADP	0566700000	I.16
BFEH 1/WSH	1082400000	G.7
BFSC M2.5X14 SAKD2.5N	0266800000	E.12
BFSC M2.5X14 SAKD2.5N	0266800000	A.56
BFSC M2.5X14 SAKD2.5N	0266800000	A.55
BFSC M2.5X14 SAKD2.5N	0266800000	E.11
BFSC M2.5X14 SAKD2.5N	0266800000	E.10
BFSC M2.5X14 SAKD2.5N	0266800000	A.53
BFSC M2.5X14 SAKD2.5N	0266800000	B.56
BFSC M2.5X14 SAKD2.5N	0266800000	B.59
BFSC M2.5X14 SAKD2.5N	0266800000	B.58
BFSC M2.5X14 SAKD2.5N	0266800000	A.52
BFSC M2.5X14 SAKD2.5N	0266800000	A.51
BFSC M2.5X14 SAKD2.5N	0266800000	A.50
BFSC M2.5X14 SAKD2.5N	0266800000	B.57
BFSC M2.5X14 SAKD2.5N	0266800000	B.60
BFSC M2.5X14 SAKD2.5N	0266800000	A.54
BFSC M2.5X18 PA/RT	0303300000	E.11
BFSC M2.5X18 PA/RT	0303300000	B.11
BFSC M2.5X18 PA/RT	0303300000	I.17
BFSC M2.5X18 PA/RT	0303300000	A.12
BFSC M2.5X18 PA/RT	0303300000	E.12
BFSC M2.5X18 PA/RT	0303300000	A.13
BFSC M2.5X18 PA/RT	0303300000	E.10
BFSC M3X22 PA/RT	0128900000	A.7
BFSC M3X22 PA/RT	0128900000	I.17
BFSC M3X22 PA/RT	0128900000	A.8
BFSC M3X22 PA/RT	0128900000	C.5
BFSC M3X22 PA/RT	0128900000	A.9
BFSC M3X22 PA/RT	0128900000	A.3
BFSC M3X22 PA/RT	0128900000	B.2
BFSC M3X22 PA/RT	0128900000	A.40
BFSC M3X22 PA/RT	0128900000	C.4
BFSC M3X22 PA/RT	0128900000	B.45
BFSC M3X22 PA/RT	0128900000	B.39
BFSC M3X22 PA/RT	0128900000	A.4
BFSC M3X22 PA/RT	0128900000	B.4
BFSC M3X22 PA/RT	0128900000	B.3
BFSC M3X22 PA/RT	0128900000	C.3
BFSC M3X22 PA/RT	0128900000	A.2
BFSC M3X22 PA/RT	0128900000	C.2
BFSC M3X22 PA/RT	0128900000	B.7
BFSC M3X22 PA/RT	0128900000	B.6
BFSC M3X22 SAKT4	1319900000	A.33
BFSC M3X22 SAKT4	1319900000	B.32
BFSC M3X25	0292500000	A.3
BFSC M3X25	0292500000	C.2
BFSC M3X25	0292500000	C.3
BFSC M3X25	0292500000	A.7
BFSC M3X25	0292500000	I.12
BFSC M3X25	0292500000	C.4
BFSC M3X25	0292500000	A.8
BFSC M3X25	0292500000	A.9
BFSC M3X25	0292500000	I.10
BFSC M3X25	0292500000	C.5
BFSC M3X25	0292500000	B.7
BFSC M3X25	0292500000	A.4
BFSC M3X25	0292500000	B.6
BFSC M3X25	0292500000	B.3
BFSC M3X25	0292500000	B.4
BFSC M3X30	0296200000	B.28
BFSC M3X30	0296200000	A.11
BFSC M3X30	0296200000	I.10
BFSC M3X35	0309800000	B.28
BFSC M3X35	0309800000	I.10
BFSC M3X7 STV1/5	0199700000	I.9
BFSC M4X20	0362800000	B.19
BFSC M4X20	0362800000	A.20
BFSC M4X30	0267100000	A.9
BFSC M4X30	0267100000	C.4
BFSC M4X30	0267100000	B.30
BFSC M4X30	0267100000	I.9
BFSC M4X30	0267100000	B.8
BFSC M4X30	0267100000	A.5
BFSC M4X30	0267100000	I.10
BFSC M4X30	0267100000	H.4
BFSC M4X30	0267100000	B.5
BFSC M4X30	0267100000	A.4
BFSC M4X30	0267100000	B.9
BFSC M4X30	0267100000	B.4
BFSC M4X32 PA/RT	0129100000	B.5
BFSC M4X32 PA/RT	0129100000	A.5
BFSC M4X32 PA/RT	0129100000	B.4
BFSC M4X32 PA/RT	0129100000	B.9
BFSC M4X32 PA/RT	0129100000	A.9
BFSC M4X32 PA/RT	0129100000	C.4
BFSC M4X32 PA/RT	0129100000	B.8
BFSC M4X32 PA/RT	0129100000	A.4
BFSC M4X32 PA/RT	0129100000	I.17
BFSC M4X35	0298900000	A.4
BFSC M4X35	0298900000	B.5
BFSC M4X35	0298900000	B.4
BFSC M4X35	0298900000	A.5
BFSC M4X35	0298900000	B.8
BFSC M4X35	0298900000	I.12
BFSC M4X9T	0103300000	A.26
BFSC M4X9T	0103300000	B.24
BFSC M4X9T	0103300000	B.25
BFSC M4X9T	0103300000	A.27
BFSC M4X9T	0103300000	B.30
BFSC M4X9T	0103300000	H.4
BFSC M4X9T	0103300000	I.9
BFSC M5X45	0345600000	A.6
BFSC M5X45	0345600000	B.9
BFSC M5X45	0345600000	I.9
BFSC M5X45 PA/NA	0344400000	A.10
BFSC M5X45 PA/NA	0344400000	A.6
BFSC M5X45 PA/NA	0344400000	I.17
BFSC M5X45 PA/NA	0344400000	B.9
BFSC M5X8 Schlitz	0296700000	H.3
BIT E6.3 Z 0.6X3.5X39	9025570000	J.20
BIT E6.3 Z 0.8X4.0X39	9025590000	J.20
BK 12 CRN	0625320000	F.5
BK 12/E	7906100000	F.6
BK 2 CRN	0624720000	F.5
BK 2/E	7906040000	F.6
BK 3 CRN	0624920000	F.5
BK 3/E	7906060000	F.6
BK 4 CRN	0625120000	F.5
BK 4/E	7906080000	F.6
BK 6 CRN	0625220000	F.5
BK 6/E	7906090000	F.6
BS 25 IH/BL SAKT1	0335400000	I.21
BS 25 IH/GE SAKT1	0335700000	I.21
BS 25 IH/GN SAKT1	0335600000	I.21
BS 25 IH/GR SAKT1	0335300000	I.21
BS 25 IH/RT SAKT1	0335500000	I.21
BS 25 IH/SW SAKT1	0335200000	I.21
BS 25 IH/VI SAKT1	0335800000	I.21
BS 25 O.IH SAKT1	0334700000	B.32
BS 25 O.IH SAKT1	0334700000	A.32
BS 25 O.IH SAKT1	0334700000	I.21
BS 25 O.IH SAKT1	0334700000	B.31
BS 25 O.IH SAKT1	0334700000	A.33
BS 35/WSH 2	1760720000	G.7
BS 35II KLBUE HOLDER	1723800000	G.10
BS 35II KLBUE2X3-8/2X2-6	1768020000	G.10
BS 35II KLBUE3-8	1723810000	G.10
BS 35II KLBUE3-8/2X2-6	1749430000	G.10
BS 35II/KLBUE 4-13.5	1723820000	G.10
BST 2 BEZEICHNUNGSSTR.	1287700000	I.17
BSTB 28/12 BK U 1-12	0198800000	F.5
BSTB 28/12 BK U 1-12	0198800000	F.6
BSTB 28/12 MK U 1-12	0245900000	F.6
BSTB 28/12 MK U 1-12	0245900000	F.2
BSTB 28/12/6,35 O 1-12	0278500000	F.2
BSTB 28/12/6,35 U 1-12	0245700000	F.2
BSTB 28/16 MK O 1-16	0278700000	F.3
BSTB 28/16 MK U 1-16	0262200000	F.3
BSTB 28/2 BK U 1-2	0203600000	F.5
BSTB 28/2 BK U 1-2	0203600000	F.6
BSTB 28/4 BK U 1-4	0197300000	F.6
BSTB 28/4 BK U 1-4	0197300000	F.5
BSTB 28/6 BK U 1-6	0197500000	F.6
BSTB 28/6 BK U 1-6	0197500000	F.5
BSTB 28/6 MK U 1-6	0290000000	F.6
BSTB 28/6 MK U 1-6	0290000000	F.2
BSTB 28/8 MK U 1-8	0290200000	F.2
BSTB 28/8 MK U 1-8	0290200000	F.6
BSTO 28/12 BK	0198700000	F.5
BSTO 28/12 BK	0198700000	F.6
BSTO 28/12 MK	0245800000	F.2
BSTO 28/12 MK	0245800000	F.6
BSTO 28/12/6,35	0245600000	F.2
BSTO 28/16 MK 4/16	0262100000	F.3
BSTO 28/2 BK	0203500000	F.5
BSTO 28/2 BK	0203500000	F.6
BSTO 28/3 BK	0203700000	F.6
BSTO 28/3 BK	0203700000	F.5
BSTO 28/4 BK	0197200000	F.5
BSTO 28/4 BK	0197200000	F.6
BSTO 28/4 MK3/4	0289300000	F.6
BSTO 28/4 MK3/4	0289300000	F.2
BSTO 28/6 BK	0197400000	F.5
BSTO 28/6 BK	0197400000	F.6
BSTO 28/6 MK	0289500000	F.2
BSTO 28/6 MK	0289500000	F.6
BSTO 28/8 MK3/8	0284700000	F.6
BSTO 28/8 MK3/8	0284700000	F.2
BTWZ KLBUE	1742630000	G.8
BUE SPX	9005450000	J.4
BZT 1 WS 10/5	1805490000	K.16
BZT 1 ZA WS 10/5	1805520000	K.16
BZT 2 WS 10/5	1805480000	K.16
BZT 2 ZA WS 10/5	1805530000	K.16

C

CleanUnit PrintJet II	1858950000	K.22
CTI 6	9006120000	J.35
CTI 6 S	9006210000	J.35

D

D 2 MK5/2 PA/NA	0244060000	F.4
D10 KS10 TP	0141800000	F.4
D2 KS2 TP	0134500000	F.4
D4 KS4 TP	0140500000	F.4
D6 KS6 TP	0140800000	F.4
DEK 5 BL NEUTRAL	0473391693	K.7
DEK 5 BR NEUTRAL	0473391692	K.7
DEK 5 FS 101-150	0473560101	K.7
DEK 5 FS 1-50	0473560001	K.7
DEK 5 FS 151-200	0473560151	K.7
DEK 5 FS 201-250	0473560201	K.7
DEK 5 FS 251-300	0473560251	K.7
DEK 5 FS 301-350	0473560301	K.7
DEK 5 FS 351-400	0473560351	K.7
DEK 5 FS 401-450	0473560401	K.7
DEK 5 FS 451-500	0473560451	K.7
DEK 5 FS 501-550	0473560501	K.7
DEK 5 FS 51-100	0473560051	K.7
DEK 5 FS 551-600	0473560551	K.7
DEK 5 FS 601-650	0473560601	K.7
DEK 5 FS 651-700	0473560651	K.7
DEK 5 FS 701-750	0473560701	K.7
DEK 5 FS 751-800	0473560751	K.7
DEK 5 FS 801-850	0473560801	K.7
DEK 5 FS 851-900	0473560851	K.7
DEK 5 FS 901-950	0473560901	K.7
DEK 5 FS 951-999	0473560951	K.7
DEK 5 FSZ 1-10	0460660001	K.7
DEK 5 FSZ 11-20	0460660011	K.7
DEK 5 FSZ 18,20,...32	0582360018	K.7
DEK 5 FSZ 2,4,6...16	0582360002	K.7
DEK 5 FSZ 21-30	0460660021	K.7
DEK 5 FSZ 31-40	0460660031	K.7
DEK 5 FSZ 41-50	0460660041	K.7
DEK 5 FSZ 51-60	0460660051	K.7
DEK 5 FSZ 61-70	0460660061	K.7
DEK 5 FSZ 71-80	0460660071	K.7
DEK 5 FSZ 81-90	0460660081	K.7
DEK 5 FSZ 91-100	0460660091	K.7
DEK 5 FW 1,3,5,...99	1358460000	K.7
DEK 5 FW 101-150	0473460101	K.7
DEK 5 FW 10-500	0132660010	K.7
DEK 5 FW 1-50	0473460001	K.7
DEK 5 FW 151-200	0473460151	K.7
DEK 5 FW 2,4,...100	1358560000	K.7
DEK 5 FW 201-250	0473460201	K.7
DEK 5 FW 251-300	0473460251	K.7
DEK 5 FW 301-350	0473460301	K.7
DEK 5 FW 351-400	0473460351	K.7
DEK 5 FW 401-450	0473460401	K.7
DEK 5 FW 451-500	0473460451	K.7
DEK 5 FW 501-550	0473460501	K.7
DEK 5 FW 51-100	0473460051	K.7
DEK 5 FW 551-600	0473460551	K.7
DEK 5 FW 601-650	0473460601	K.7
DEK 5 FW 651-700	0473460651	K.7
DEK 5 FW 701-750	0473460701	K.7
DEK 5 FW 751-800	0473460751	K.7
DEK 5 FW 801-850	0473460801	K.7
DEK 5 FW 851-900	0473460851	K.7
DEK 5 FW 901-950	0473460901	K.7
DEK 5 FW 951-999	0473460951	K.7
DEK 5 FW U1-PE1	0133161114	K.7
DEK 5 FW U2-PE2	0133161115	K.7
DEK 5 FW U3-PE3	0133161116	K.7
DEK 5 FW U4-PE4	0133161117	K.7
DEK 5 FW U5-PE5	0133161118	K.7
DEK 5 FW U6-PE6	0133161119	K.7
DEK 5 FW U7-PE7	0133161120	K.7
DEK 5 FW U8-PE8	0133161121	K.7
DEK 5 FW U9-PE9	0133161122	K.7
DEK 5 FW X10-Z10	0133261159	K.7
DEK 5 FW X1-Z1	0133261150	K.7
DEK 5 FW X2-Z2	0133261151	K.7
DEK 5 FW X3-Z3	0133261152	K.7
DEK 5 FW X4-Z4	0133261153	K.7
DEK 5 FW X5-Z5	0133261154	K.7
DEK 5 FW X6-Z6	0133261155	K.7
DEK 5 FW X7-Z7	0133261156	K.7
DEK 5 FW X8-Z8	0133261157	K.7
DEK 5 FW X9-Z9	0133261158	K.7
DEK 5 FWZ 1,3,5-19	0235860000	K.7
DEK 5 FWZ 1-10	0523060001	K.7
DEK 5 FWZ 11-20	0523060011	K.7
DEK 5 FWZ 1-9	1572000000	K.7
DEK 5 FWZ 2,4,6-20	0236160000	K.7
DEK 5 FWZ 21,23,25-39	0235960000	K.7
DEK 5 FWZ 21-30	0523060021	K.7
DEK 5 FWZ 22,24,26-40	0236260000	K.7
DEK 5 FWZ 31-40	0523060031	K.7
DEK 5 FWZ 41,43,45-59	0236060000	K.7
DEK 5 FWZ 41-50	0523060041	K.7
DEK 5 FWZ 42,44,46-60	0236360000	K.7
DEK 5 FWZ 51-60	0523060051	K.7
DEK 5 FWZ 61-70	0523060061	K.7
DEK 5 FWZ 71-80	0523060071	K.7
DEK 5 FWZ 81-90	0523060081	K.7
DEK 5 FWZ 91-100	0523060091	K.7
DEK 5 FWZ L1-EIK	0354361203	K.7
DEK 5 FWZ L1-PE	0354361187	K.7
DEK 5 FWZ U,V,W,N,PE	0558360000	K.7
DEK 5 GE NEUTRAL	0473391687	K.7
DEK 5 GN NEUTRAL	0473391688	K.7
DEK 5 GR NEUTRAL	0473391691	K.7
DEK 5 GS A	0132961021	K.7
DEK 5 GS B	0132961022	K.7
DEK 5 GS C	0132961023	K.7
DEK 5 GS D	0132961024	K.7
DEK 5 GS E	0132961025	K.7
DEK 5 GS ERDE	0157261202	K.7
DEK 5 GS ERDE IM KREIS	0157261203	K.7
DEK 5 GS F	0132961026	K.7
DEK 5 GS G	0132961027	K.7
DEK 5 GS H	0132961028	K.7
DEK 5 GS I	0132961029	K.7
DEK 5 GS J	0132961030	K.7
DEK 5 GS K	0132961031	K.7
DEK 5 GS L	0132961032	K.7
DEK 5 GS M	0132961033	K.7
DEK 5 GS N	0132961034	K.7
DEK 5 GS O	0132961035	K.7

Type	Order No.	Page
DEK 5 GS P	0132961036	K.7
DEK 5 GS PE	0157261187	K.7
DEK 5 GS Q	0132961037	K.7
DEK 5 GS R	0132961038	K.7
DEK 5 GS S	0132961039	K.7
DEK 5 GS T	0132961040	K.7
DEK 5 GS U	0132961041	K.7
DEK 5 GS V	0132961042	K.7
DEK 5 GS W	0132961043	K.7
DEK 5 GS X	0132961044	K.7
DEK 5 GS Y	0132961045	K.7
DEK 5 GS Z	0132961046	K.7
DEK 5 GW	0576260000	K.7
DEK 5 GW -	0576261199	K.8
DEK 5 GW +	0576261198	K.8
DEK 5 GW 1	0522660001	K.7
DEK 5 GW 10	0522660010	K.7
DEK 5 GW 100	0522660100	K.7
DEK 5 GW 101	0522660101	K.7
DEK 5 GW 102	0522660102	K.7
DEK 5 GW 103	0522660103	K.7
DEK 5 GW 104	0522660104	K.7
DEK 5 GW 105	0522660105	K.7
DEK 5 GW 106	0522660106	K.7
DEK 5 GW 107	0522660107	K.7
DEK 5 GW 108	0522660108	K.7
DEK 5 GW 109	0522660109	K.7
DEK 5 GW 11	0522660011	K.7
DEK 5 GW 110	0522660110	K.7
DEK 5 GW 111	0522660111	K.7
DEK 5 GW 112	0522660112	K.7
DEK 5 GW 113	0522660113	K.7
DEK 5 GW 114	0522660114	K.7
DEK 5 GW 115	0522660115	K.7
DEK 5 GW 116	0522660116	K.7
DEK 5 GW 117	0522660117	K.7
DEK 5 GW 118	0522660118	K.7
DEK 5 GW 119	0522660119	K.7
DEK 5 GW 12	0522660012	K.7
DEK 5 GW 120	0522660120	K.7
DEK 5 GW 121	0522660121	K.7
DEK 5 GW 122	0522660122	K.7
DEK 5 GW 123	0522660123	K.7
DEK 5 GW 124	0522660124	K.7
DEK 5 GW 125	0522660125	K.7
DEK 5 GW 126	0522660126	K.7
DEK 5 GW 127	0522660127	K.7
DEK 5 GW 128	0522660128	K.7
DEK 5 GW 129	0522660129	K.7
DEK 5 GW 13	0522660013	K.7
DEK 5 GW 130	0522660130	K.7
DEK 5 GW 131	0522660131	K.7
DEK 5 GW 132	0522660132	K.7
DEK 5 GW 133	0522660133	K.7
DEK 5 GW 134	0522660134	K.7
DEK 5 GW 135	0522660135	K.7
DEK 5 GW 136	0522660136	K.7
DEK 5 GW 137	0522660137	K.7
DEK 5 GW 138	0522660138	K.7
DEK 5 GW 139	0522660139	K.7
DEK 5 GW 14	0522660014	K.7
DEK 5 GW 140	0522660140	K.7
DEK 5 GW 141	0522660141	K.7
DEK 5 GW 142	0522660142	K.7
DEK 5 GW 143	0522660143	K.7
DEK 5 GW 144	0522660144	K.7
DEK 5 GW 145	0522660145	K.7
DEK 5 GW 146	0522660146	K.7
DEK 5 GW 147	0522660147	K.7
DEK 5 GW 148	0522660148	K.7
DEK 5 GW 149	0522660149	K.7
DEK 5 GW 15	0522660015	K.7
DEK 5 GW 150	0522660150	K.7
DEK 5 GW 151	0522660151	K.7
DEK 5 GW 152	0522660152	K.7
DEK 5 GW 153	0522660153	K.7
DEK 5 GW 154	0522660154	K.7
DEK 5 GW 155	0522660155	K.7
DEK 5 GW 156	0522660156	K.7
DEK 5 GW 157	0522660157	K.7
DEK 5 GW 158	0522660158	K.7
DEK 5 GW 159	0522660159	K.7
DEK 5 GW 16	0522660016	K.7
DEK 5 GW 160	0522660160	K.8
DEK 5 GW 161	0522660161	K.8
DEK 5 GW 162	0522660162	K.8
DEK 5 GW 163	0522660163	K.8
DEK 5 GW 164	0522660164	K.8
DEK 5 GW 165	0522660165	K.8
DEK 5 GW 166	0522660166	K.8
DEK 5 GW 167	0522660167	K.8
DEK 5 GW 168	0522660168	K.8
DEK 5 GW 169	0522660169	K.8
DEK 5 GW 17	0522660017	K.7
DEK 5 GW 170	0522660170	K.8
DEK 5 GW 171	0522660171	K.8
DEK 5 GW 172	0522660172	K.8
DEK 5 GW 173	0522660173	K.8
DEK 5 GW 174	0522660174	K.8
DEK 5 GW 175	0522660175	K.8
DEK 5 GW 176	0522660176	K.8
DEK 5 GW 177	0522660177	K.8
DEK 5 GW 178	0522660178	K.8
DEK 5 GW 179	0522660179	K.8
DEK 5 GW 18	0522660018	K.7
DEK 5 GW 180	0522660180	K.8
DEK 5 GW 181	0522660181	K.8
DEK 5 GW 182	0522660182	K.8
DEK 5 GW 183	0522660183	K.8
DEK 5 GW 184	0522660184	K.8
DEK 5 GW 185	0522660185	K.8
DEK 5 GW 186	0522660186	K.8
DEK 5 GW 187	0522660187	K.8
DEK 5 GW 188	0522660188	K.8
DEK 5 GW 189	0522660189	K.8
DEK 5 GW 19	0522660019	K.7
DEK 5 GW 190	0522660190	K.8
DEK 5 GW 191	0522660191	K.8
DEK 5 GW 192	0522660192	K.8
DEK 5 GW 193	0522660193	K.8
DEK 5 GW 194	0522660194	K.8
DEK 5 GW 195	0522660195	K.8
DEK 5 GW 196	0522660196	K.8
DEK 5 GW 197	0522660197	K.8
DEK 5 GW 198	0522660198	K.8
DEK 5 GW 199	0522660199	K.8
DEK 5 GW 2	0522660002	K.7
DEK 5 GW 20	0522660020	K.7
DEK 5 GW 200	0522660200	K.8
DEK 5 GW 21	0522660021	K.7
DEK 5 GW 22	0522660022	K.7
DEK 5 GW 23	0522660023	K.7
DEK 5 GW 24	0522660024	K.7
DEK 5 GW 25	0522660025	K.7
DEK 5 GW 26	0522660026	K.7
DEK 5 GW 27	0522660027	K.7
DEK 5 GW 28	0522660028	K.7
DEK 5 GW 29	0522660029	K.7
DEK 5 GW 3	0522660003	K.7
DEK 5 GW 30	0522660030	K.7
DEK 5 GW 31	0522660031	K.7
DEK 5 GW 32	0522660032	K.7
DEK 5 GW 33	0522660033	K.7
DEK 5 GW 34	0522660034	K.7
DEK 5 GW 35	0522660035	K.7
DEK 5 GW 36	0522660036	K.7
DEK 5 GW 37	0522660037	K.7
DEK 5 GW 38	0522660038	K.7
DEK 5 GW 39	0522660039	K.7
DEK 5 GW 4	0522660004	K.7
DEK 5 GW 40	0522660040	K.7
DEK 5 GW 41	0522660041	K.7
DEK 5 GW 42	0522660042	K.7
DEK 5 GW 43	0522660043	K.7
DEK 5 GW 44	0522660044	K.7
DEK 5 GW 45	0522660045	K.7
DEK 5 GW 46	0522660046	K.7
DEK 5 GW 47	0522660047	K.7
DEK 5 GW 48	0522660048	K.7
DEK 5 GW 49	0522660049	K.7
DEK 5 GW 5	0522660005	K.7
DEK 5 GW 50	0522660050	K.7
DEK 5 GW 51	0522660051	K.7
DEK 5 GW 52	0522660052	K.7
DEK 5 GW 53	0522660053	K.7
DEK 5 GW 54	0522660054	K.7
DEK 5 GW 55	0522660055	K.7
DEK 5 GW 56	0522660056	K.7
DEK 5 GW 57	0522660057	K.7
DEK 5 GW 58	0522660058	K.7
DEK 5 GW 59	0522660059	K.7
DEK 5 GW 6	0522660006	K.7
DEK 5 GW 60	0522660060	K.7
DEK 5 GW 61	0522660061	K.7
DEK 5 GW 62	0522660062	K.7
DEK 5 GW 63	0522660063	K.7
DEK 5 GW 64	0522660064	K.7
DEK 5 GW 65	0522660065	K.7
DEK 5 GW 66	0522660066	K.7
DEK 5 GW 67	0522660067	K.7
DEK 5 GW 68	0522660068	K.7
DEK 5 GW 69	0522660069	K.7
DEK 5 GW 7	0522660007	K.7
DEK 5 GW 70	0522660070	K.7
DEK 5 GW 71	0522660071	K.7
DEK 5 GW 72	0522660072	K.7
DEK 5 GW 73	0522660073	K.7
DEK 5 GW 74	0522660074	K.7
DEK 5 GW 75	0522660075	K.7
DEK 5 GW 76	0522660076	K.7
DEK 5 GW 77	0522660077	K.7
DEK 5 GW 78	0522660078	K.7
DEK 5 GW 79	0522660079	K.7
DEK 5 GW 8	0522660008	K.7
DEK 5 GW 80	0522660080	K.7
DEK 5 GW 81	0522660081	K.7
DEK 5 GW 82	0522660082	K.7
DEK 5 GW 83	0522660083	K.7
DEK 5 GW 84	0522660084	K.7
DEK 5 GW 85	0522660085	K.7
DEK 5 GW 86	0522660086	K.7
DEK 5 GW 87	0522660087	K.7
DEK 5 GW 88	0522660088	K.7
DEK 5 GW 89	0522660089	K.7
DEK 5 GW 9	0522660009	K.7
DEK 5 GW 90	0522660090	K.7
DEK 5 GW 91	0522660091	K.7
DEK 5 GW 92	0522660092	K.7
DEK 5 GW 93	0522660093	K.7
DEK 5 GW 94	0522660094	K.7
DEK 5 GW 95	0522660095	K.7
DEK 5 GW 96	0522660096	K.7
DEK 5 GW 97	0522660097	K.7
DEK 5 GW 98	0522660098	K.7
DEK 5 GW 99	0522660099	K.7
DEK 5 GW A	0522761021	K.8
DEK 5 GW A KLEIN	0522861047	K.8
DEK 5 GW B	0522761022	K.8
DEK 5 GW B KLEIN	0522861048	K.8
DEK 5 GW BL/SW -	0576291741	K.8
DEK 5 GW C	0522761023	K.8
DEK 5 GW C KLEIN	0522861049	K.8
DEK 5 GW D	0522761024	K.8
DEK 5 GW D KLEIN	0522861050	K.8
DEK 5 GW E	0522761025	K.8
DEK 5 GW E KLEIN	0522861051	K.8
DEK 5 GW ERDE	0576261202	K.8
DEK 5 GW ERDE I.KR.	0576261203	K.8
DEK 5 GW F	0522761026	K.8
DEK 5 GW F KLEIN	0522861052	K.8
DEK 5 GW G	0522761027	K.8
DEK 5 GW G KLEIN	0522861053	K.8
DEK 5 GW H	0522761028	K.8
DEK 5 GW H KLEIN	0522861054	K.8
DEK 5 GW I	0522761029	K.8
DEK 5 GW I KLEIN	0522861055	K.8
DEK 5 GW J	0522761030	K.8
DEK 5 GW J KLEIN	0522861056	K.8
DEK 5 GW K	0522761031	K.8
DEK 5 GW K KLEIN	0522861057	K.8
DEK 5 GW L	0522761032	K.8
DEK 5 GW L KLEIN	0522861058	K.8
DEK 5 GW L1	0522361075	K.8
DEK 5 GW L2	0522361076	K.8
DEK 5 GW L3	0522361077	K.8
DEK 5 GW M	0522761033	K.8
DEK 5 GW M KLEIN	0522861059	K.8
DEK 5 GW Mp	0537261235	K.8
DEK 5 GW N	0522761034	K.8
DEK 5 GW N KLEIN	0522861060	K.8
DEK 5 GW O	0522761035	K.8
DEK 5 GW O KLEIN	0522861061	K.8
DEK 5 GW P	0522761036	K.8
DEK 5 GW P KLEIN	0522861062	K.8
DEK 5 GW PE	0537261187	K.8
DEK 5 GW PEN	0537261188	K.8
DEK 5 GW Q	0522761037	K.8
DEK 5 GW Q KLEIN	0522861063	K.8
DEK 5 GW R	0522761038	K.8
DEK 5 GW R KLEIN	0522861064	K.8
DEK 5 GW RT/SW +	0576291737	K.8
DEK 5 GW S	0522761039	K.8
DEK 5 GW S KLEIN	0522861065	K.8
DEK 5 GW T	0522761040	K.8
DEK 5 GW T KLEIN	0522861066	K.8
DEK 5 GW U	0522761041	K.8
DEK 5 GW U KLEIN	0522861067	K.8
DEK 5 GW V	0522761042	K.8
DEK 5 GW V KLEIN	0522861068	K.8
DEK 5 GW W	0522761043	K.8
DEK 5 GW W KLEIN	0522861069	K.8
DEK 5 GW W-STROM	0576261215	K.8
DEK 5 GW X	0522761044	K.8
DEK 5 GW X KLEIN	0522861070	K.8
DEK 5 GW Y	0522761045	K.8
DEK 5 GW Y KLEIN	0522861071	K.8
DEK 5 GW Z	0522761046	K.8
DEK 5 GW Z KLEIN	0522861072	K.8
DEK 5 NEUTRAL	0473360000	K.8
DEK 5 OR NEUTRAL	0473391690	K.8
DEK 5 RT NEUTRAL	0473391686	K.8
DEK 5 SW NEUTRAL	0473391694	K.8
DEK 5 VI NEUTRAL	0473391689	K.8
DEK 5/3,5 MC bedruckt	1767730000	K.11
DEK 5/3,5 MC FSZ 101-110	1762320101	K.8
DEK 5/3,5 MC FSZ 1-10	1762320001	K.8
DEK 5/3,5 MC FSZ 111-120	1762320111	K.8
DEK 5/3,5 MC FSZ 11-20	1762320011	K.8
DEK 5/3,5 MC FSZ 121-130	1762320121	K.8
DEK 5/3,5 MC FSZ 131-140	1762320131	K.8
DEK 5/3,5 MC FSZ 141-150	1762320141	K.8
DEK 5/3,5 MC FSZ 21-30	1762320021	K.8
DEK 5/3,5 MC FSZ 31-40	1762320031	K.8
DEK 5/3,5 MC FSZ 41-50	1762320041	K.8
DEK 5/3,5 MC FSZ 51-60	1762320051	K.8
DEK 5/3,5 MC FSZ 61-70	1762320061	K.8
DEK 5/3,5 MC FSZ 71-80	1762320071	K.8
DEK 5/3,5 MC FSZ 81-90	1762320081	K.8
DEK 5/3,5 MC FSZ 91-100	1762320091	K.8
DEK 5/3,5 MC GW 0	1755281000	K.8
DEK 5/3,5 MC GW 1	1755280001	K.8
DEK 5/3,5 MC GW 2	1755280002	K.8
DEK 5/3,5 MC GW 3	1755280003	K.8
DEK 5/3,5 MC GW 4	1755280004	K.8
DEK 5/3,5 MC GW 5	1755280005	K.8
DEK 5/3,5 MC GW 6	1755280006	K.8
DEK 5/3,5 MC GW 7	1755280007	K.8
DEK 5/3,5 MC GW 8	1755280008	K.8
DEK 5/3,5 MC GW 9	1755280009	K.8
DEK 5/3,5 MC NEUTRAL	1755270000	K.11
DEK 5/30 MC NEUTRAL	1951920000	K.18
DEK 5/30 MC NEUTRAL	1951920000	K.11
DEK 5/30 MC SDR	1025680000	K.11
DEK 5/5 MC BEDRUCKT	1609810000	K.11
DEK 5/5 MC-10 NEUT. BL	1609801693	K.11
DEK 5/5 MC-10 NEUT. GE	1609801687	K.11
DEK 5/5 MC-10 NEUT. GN	1609801688	K.11
DEK 5/5 MC-10 NEUT. GR	1609801691	K.11
DEK 5/5 MC-10 NEUT. RT	1609801686	K.11
DEK 5/5 MC-10 NEUT. WS	1609801044	K.11
DEK 5/5 MC-10 NEUT. WS	1609801044	K.19
DEK 5/5 MC-10 NEUT. WS	1609801044	K.18
DEK 5/5 MC-10 NEUT. WS	1609801044	K.17
DEK 5/5 MC-10 NEUT. WS	1609801044	K.16
DEK 5/5 PLUS MC GE	1907520000	K.11
DEK 5/5 PLUS MC NEUTRAL	1854490000	K.11
DEK 5/5 PLUS MC SONDERDR.	1854500000	K.11
DEK 5/6 MC BEDRUCKT	1609830000	K.11
DEK 5/6 MC NEUTRAL	1609820000	K.11
DEK 5/6 PLUS MC NE WS	1011320000	K.11
DEK 5/6,5 MC BEDRUCKT	1609850000	K.11
DEK 5/6,5 MC NEUTRAL	1609840000	K.11
DEK 5/7.5 MC NEUTRAL	1720620000	K.11
DEK 5/7.5 MC SONDERDR.	1770490000	K.11
DEK 5/8 MC Neutral	1856740000	K.11
DEK 5/8 MC Sonderdruck	1856750000	K.11
DEK 6 BL NEUTRAL	0468591693	K.8
DEK 6 BR NEUTRAL	0468591692	K.8
DEK 6 FS 101-150	0468760101	K.8
DEK 6 FS 1-50	0468760001	K.8
DEK 6 FS 151-200	0468760151	K.8
DEK 6 FS 201-250	0468760201	K.8
DEK 6 FS 251-300	0468760251	K.8
DEK 6 FS 301-350	0468760301	K.8
DEK 6 FS 351-400	0468760351	K.8
DEK 6 FS 401-450	0468760401	K.8
DEK 6 FS 451-500	0468760451	K.8
DEK 6 FS 501-550	0468760501	K.8
DEK 6 FS 51-100	0468760051	K.8
DEK 6 FS 551-600	0468760551	K.8
DEK 6 FS 601-650	0468760601	K.8
DEK 6 FS 651-700	0468760651	K.8
DEK 6 FS 701-750	0468760701	K.8
DEK 6 FS 751-800	0468760751	K.8
DEK 6 FS 801-850	0468760801	K.8
DEK 6 FS 851-900	0468760851	K.8
DEK 6 FS 901-950	0468760901	K.8
DEK 6 FS 951-999	0468760951	K.8
DEK 6 FSZ 1-10	0133360001	K.8
DEK 6 FSZ 11-20	0133360011	K.8
DEK 6 FSZ 21-30	0133360021	K.8
DEK 6 FSZ 31-40	0133360031	K.8
DEK 6 FSZ 41-50	0133360041	K.8
DEK 6 FSZ 51-60	0133360051	K.8
DEK 6 FSZ 61-70	0133360061	K.8
DEK 6 FSZ 71-80	0133360071	K.8
DEK 6 FSZ 81-90	0133360081	K.8
DEK 6 FSZ 91-100	0133360091	K.8
DEK 6 FW 1,3,5...99	1358660000	K.8
DEK 6 FW 101-150	0468660101	K.8
DEK 6 FW 1-5 (10X)	0688660000	K.8
DEK 6 FW 1-50	0468660001	K.8
DEK 6 FW 151-200	0468660151	K.8
DEK 6 FW 2,4,...100	1358760000	K.8
DEK 6 FW 201-250	0468660201	K.8
DEK 6 FW 251-300	0468660251	K.8
DEK 6 FW 301-350	0468660301	K.8
DEK 6 FW 351-400	0468660351	K.8
DEK 6 FW 401-450	0468660401	K.8
DEK 6 FW 451-500	0468660451	K.8
DEK 6 FW 501-550	0468660501	K.8
DEK 6 FW 51-100	0468660051	K.8
DEK 6 FW 551-600	0468660551	K.8
DEK 6 FW 601-650	0468660601	K.8
DEK 6 FW 651-700	0468660651	K.8
DEK 6 FW 701-750	0468660701	K.8
DEK 6 FW 751-800	0468660751	K.8
DEK 6 FW 801-850	0468660801	K.8
DEK 6 FW 851-900	0468660851	K.8
DEK 6 FW 901-950	0468660901	K.8
DEK 6 FW 951-999	0468660951	K.8
DEK 6 FW L,N,PE	0632560000	K.8
DEK 6 FWZ 101-110	0518960101	K.8
DEK 6 FWZ 1-10	0518960001	K.8
DEK 6 FWZ 111-120	0518960111	K.8
DEK 6 FWZ 11-20	0518960011	K.8
DEK 6 FWZ 121-130	0518960121	K.8
DEK 6 FWZ 131-140	0518960131	K.8
DEK 6 FWZ 141-150	0518960141	K.8
DEK 6 FWZ 151-160	0518960151	K.8

Type	Order No.	Page
DEK 6 FWZ 161-170	0518960161	K.8
DEK 6 FWZ 171-180	0518960171	K.8
DEK 6 FWZ 181-190	0518960181	K.8
DEK 6 FWZ 191-200	0518960191	K.8
DEK 6 FWZ 201-210	0518960201	K.8
DEK 6 FWZ 21-30	0518960021	K.8
DEK 6 FWZ 31-40	0518960031	K.8
DEK 6 FWZ 41-50	0518960041	K.8
DEK 6 FWZ 51-60	0518960051	K.8
DEK 6 FWZ 61-70	0518960061	K.8
DEK 6 FWZ 71-80	0518960071	K.8
DEK 6 FWZ 81-90	0518960081	K.8
DEK 6 FWZ 91-100	0518960091	K.8
DEK 6 FWZ L1-ERDE I.KRE	0631961203	K.8
DEK 6 FWZ L1-PE	0631961187	K.8
DEK 6 FWZ R,S,T,N,ERDE	0631860000	K.8
DEK 6 GE NEUTRAL	0468591687	K.8
DEK 6 GN NEUTRAL	0468591688	K.8
DEK 6 GR NEUTRAL	0468591691	K.8
DEK 6 GW -	1318061199	K.9
DEK 6 GW +	1318061198	K.9
DEK 6 GW 0	0526961000	K.8
DEK 6 GW 1	0526960001	K.8
DEK 6 GW 10	0526960010	K.8
DEK 6 GW 100	0526960100	K.9
DEK 6 GW 11	0526960011	K.8
DEK 6 GW 12	0526960012	K.8
DEK 6 GW 13	0526960013	K.8
DEK 6 GW 14	0526960014	K.8
DEK 6 GW 15	0526960015	K.8
DEK 6 GW 16	0526960016	K.8
DEK 6 GW 17	0526960017	K.8
DEK 6 GW 18	0526960018	K.8
DEK 6 GW 19	0526960019	K.8
DEK 6 GW 2	0526960002	K.8
DEK 6 GW 20	0526960020	K.8
DEK 6 GW 200	0526960200	K.9
DEK 6 GW 21	0526960021	K.8
DEK 6 GW 22	0526960022	K.8
DEK 6 GW 23	0526960023	K.8
DEK 6 GW 24	0526960024	K.8
DEK 6 GW 25	0526960025	K.8
DEK 6 GW 26	0526960026	K.8
DEK 6 GW 27	0526960027	K.8
DEK 6 GW 28	0526960028	K.8
DEK 6 GW 29	0526960029	K.8
DEK 6 GW 3	0526960003	K.8
DEK 6 GW 30	0526960030	K.8
DEK 6 GW 31	0526960031	K.8
DEK 6 GW 32	0526960032	K.8
DEK 6 GW 33	0526960033	K.8
DEK 6 GW 34	0526960034	K.8
DEK 6 GW 35	0526960035	K.8
DEK 6 GW 36	0526960036	K.8
DEK 6 GW 37	0526960037	K.8
DEK 6 GW 38	0526960038	K.8
DEK 6 GW 39	0526960039	K.8
DEK 6 GW 4	0526960004	K.8
DEK 6 GW 40	0526960040	K.8
DEK 6 GW 41	0526960041	K.8
DEK 6 GW 42	0526960042	K.8
DEK 6 GW 43	0526960043	K.8
DEK 6 GW 44	0526960044	K.8
DEK 6 GW 45	0526960045	K.8
DEK 6 GW 46	0526960046	K.8
DEK 6 GW 47	0526960047	K.8
DEK 6 GW 48	0526960048	K.8
DEK 6 GW 49	0526960049	K.8
DEK 6 GW 5	0526960005	K.8
DEK 6 GW 50	0526960050	K.8
DEK 6 GW 51	0526960051	K.8
DEK 6 GW 52	0526960052	K.8
DEK 6 GW 53	0526960053	K.8
DEK 6 GW 54	0526960054	K.8
DEK 6 GW 55	0526960055	K.8
DEK 6 GW 56	0526960056	K.8
DEK 6 GW 57	0526960057	K.8
DEK 6 GW 58	0526960058	K.8
DEK 6 GW 59	0526960059	K.8
DEK 6 GW 6	0526960006	K.8
DEK 6 GW 60	0526960060	K.8
DEK 6 GW 61	0526960061	K.8
DEK 6 GW 62	0526960062	K.8
DEK 6 GW 63	0526960063	K.8
DEK 6 GW 64	0526960064	K.8
DEK 6 GW 65	0526960065	K.8
DEK 6 GW 66	0526960066	K.9
DEK 6 GW 67	0526960067	K.9
DEK 6 GW 68	0526960068	K.9
DEK 6 GW 69	0526960069	K.9
DEK 6 GW 7	0526960007	K.8
DEK 6 GW 70	0526960070	K.9
DEK 6 GW 71	0526960071	K.9
DEK 6 GW 72	0526960072	K.9
DEK 6 GW 73	0526960073	K.9
DEK 6 GW 74	0526960074	K.9
DEK 6 GW 75	0526960075	K.9
DEK 6 GW 76	0526960076	K.9
DEK 6 GW 77	0526960077	K.9
DEK 6 GW 78	0526960078	K.9

Type	Order No.	Page
DEK 6 GW 79	0526960079	K.9
DEK 6 GW 8	0526960008	K.8
DEK 6 GW 80	0526960080	K.9
DEK 6 GW 81	0526960081	K.9
DEK 6 GW 82	0526960082	K.9
DEK 6 GW 83	0526960083	K.9
DEK 6 GW 84	0526960084	K.9
DEK 6 GW 85	0526960085	K.9
DEK 6 GW 86	0526960086	K.9
DEK 6 GW 87	0526960087	K.9
DEK 6 GW 88	0526960088	K.9
DEK 6 GW 89	0526960089	K.9
DEK 6 GW 9	0526960009	K.8
DEK 6 GW 90	0526960090	K.9
DEK 6 GW 91	0526960091	K.9
DEK 6 GW 92	0526960092	K.9
DEK 6 GW 93	0526960093	K.9
DEK 6 GW 94	0526960094	K.9
DEK 6 GW 95	0526960095	K.9
DEK 6 GW 96	0526960096	K.9
DEK 6 GW 97	0526960097	K.9
DEK 6 GW 98	0526960098	K.9
DEK 6 GW 99	0526960099	K.9
DEK 6 GW BL/SW -	1318091741	K.9
DEK 6 GW ERDE	1318061202	K.9
DEK 6 GW ERDE I.KR.	1318061203	K.9
DEK 6 GW PE	1318061187	K.9
DEK 6 GW RT/SW +	1318091737	K.9
DEK 6 NEUTRAL	0468560000	K.8
DEK 6 NEUTRAL	0468560000	K.9
DEK 6 OR NEUTRAL	0468591690	K.9
DEK 6 RT NEUTRAL	0468591686	K.9
DEK 6 SW NEUTRAL	0468591694	K.9
DEK 6 VI NEUTRAL	0468591689	K.9
DEK 6,5 BL NEUTRAL	0468091693	K.9
DEK 6,5 FS 101-150	0468260101	K.9
DEK 6,5 FS 1-50	0468260001	K.9
DEK 6,5 FS 151-200	0468260151	K.9
DEK 6,5 FS 201-250	0468260201	K.9
DEK 6,5 FS 251-300	0468260251	K.9
DEK 6,5 FS 301-350	0468260301	K.9
DEK 6,5 FS 351-400	0468260351	K.9
DEK 6,5 FS 401-450	0468260401	K.9
DEK 6,5 FS 451-500	0468260451	K.9
DEK 6,5 FS 501-550	0468260501	K.9
DEK 6,5 FS 51-100	0468260051	K.9
DEK 6,5 FS 551-600	0468260551	K.9
DEK 6,5 FS 601-650	0468260601	K.9
DEK 6,5 FS 651-700	0468260651	K.9
DEK 6,5 FS 701-750	0468260701	K.9
DEK 6,5 FS 751-800	0468260751	K.9
DEK 6,5 FS 801-850	0468260801	K.9
DEK 6,5 FS 851-900	0468260851	K.9
DEK 6,5 FS 901-950	0468260901	K.9
DEK 6,5 FS 951-999	0468260951	K.9
DEK 6,5 FSZ 1-10	0407360001	K.9
DEK 6,5 FSZ 11-20	0407360011	K.9
DEK 6,5 FSZ 21-30	0407360021	K.9
DEK 6,5 FSZ 31-40	0407360031	K.9
DEK 6,5 FSZ 41-50	0407360041	K.9
DEK 6,5 FSZ 51-60	0407360051	K.9
DEK 6,5 FSZ 61-70	0407360061	K.9
DEK 6,5 FSZ 71-80	0407360071	K.9
DEK 6,5 FSZ 81-90	0407360081	K.9
DEK 6,5 FSZ 91-100	0407360091	K.9
DEK 6,5 FW 101-150	0468160101	K.9
DEK 6,5 FW 1-50	0468160001	K.9
DEK 6,5 FW 151-200	0468160151	K.9
DEK 6,5 FW 201-250	0468160201	K.9
DEK 6,5 FW 251-300	0468160251	K.9
DEK 6,5 FW 301-350	0468160301	K.9
DEK 6,5 FW 351-400	0468160351	K.9
DEK 6,5 FW 401-450	0468160401	K.9
DEK 6,5 FW 451-500	0468160451	K.9
DEK 6,5 FW 501-550	0468160501	K.9
DEK 6,5 FW 51-100	0468160051	K.9
DEK 6,5 FW 551-600	0468160551	K.9
DEK 6,5 FW 601-650	0468160601	K.9
DEK 6,5 FW 651-700	0468160651	K.9
DEK 6,5 FW 701-750	0468160701	K.9
DEK 6,5 FW 751-800	0468160751	K.9
DEK 6,5 FW 801-850	0468160801	K.9
DEK 6,5 FW 851-900	0468160851	K.9
DEK 6,5 FW 901-950	0468160901	K.9
DEK 6,5 FW 951-999	0468160951	K.9
DEK 6,5 FW L1-ERDE I.KR	0632161203	K.9
DEK 6,5 FW L1-PE	0632161187	K.9
DEK 6,5 FWZ 1-10	0519060001	K.9
DEK 6,5 FWZ 11-20	0519060011	K.9
DEK 6,5 FWZ 21-30	0519060021	K.9
DEK 6,5 FWZ 31-40	0519060031	K.9
DEK 6,5 FWZ 41-50	0519060041	K.9
DEK 6,5 FWZ 51-60	0519060051	K.9
DEK 6,5 FWZ 61-70	0519060061	K.9
DEK 6,5 FWZ 71-80	0519060071	K.9
DEK 6,5 FWZ 81-90	0519060081	K.9
DEK 6,5 FWZ 91-100	0519060091	K.9
DEK 6,5 FWZ R,S,T,N,ERD	0632060000	K.9
DEK 6,5 GE NEUTRAL	0468091687	K.9
DEK 6,5 GN NEUTRAL	0468091688	K.9

Type	Order No.	Page
DEK 6,5 NEUTRAL	0468060000	K.9
DEK 6,5 OR NEUTRAL	0468091690	K.9
DEK 6,5 RT NEUTRAL	0468091686	K.9
DEK 6,5 SW NEUTRAL	0468091694	K.9
DEK 6,5 VI NEUTRAL	0468091689	K.9
DEK 8 BEDR./FARBIG	1289690000	K.9
DEK 8 FS 1-50 TAMPOPR.	1653350001	K.9
DEK 8 FS 51-100 TAMPOP.	1653350051	K.9
DEK 8 FSZ 1-10	1289660001	K.9
DEK 8 FSZ 11-20	1289660011	K.9
DEK 8 FSZ 21-30	1289660021	K.9
DEK 8 FSZ 31-40	1289660031	K.9
DEK 8 FSZ 41-50	1289660041	K.9
DEK 8 FSZ 51-60	1289660051	K.9
DEK 8 FSZ 61-70	1289660061	K.9
DEK 8 FSZ 71-80	1289660071	K.9
DEK 8 FSZ 81-90	1289660081	K.9
DEK 8 FSZ 91-100	1289660091	K.9
DEK 8 FW 1-50 TAMPOPR.	1653340001	K.9
DEK 8 FW 51-100 TAMPOP.	1653340051	K.9
DEK 8 FWZ 101-110	1276960101	K.9
DEK 8 FWZ 1-10	1276960001	K.9
DEK 8 FWZ 111-120	1276960111	K.9
DEK 8 FWZ 11-20	1276960011	K.9
DEK 8 FWZ 121-130	1276960121	K.9
DEK 8 FWZ 131-140	1276960131	K.9
DEK 8 FWZ 141-150	1276960141	K.9
DEK 8 FWZ 21-30	1276960021	K.9
DEK 8 FWZ 31-40	1276960031	K.9
DEK 8 FWZ 41-50	1276960041	K.9
DEK 8 FWZ 51-60	1276960051	K.9
DEK 8 FWZ 61-70	1276960061	K.9
DEK 8 FWZ 71-80	1276960071	K.9
DEK 8 FWZ 81-90	1276960081	K.9
DEK 8 FWZ 91-100	1276960091	K.9
DEK 8 GE NEUTRAL	1277091687	K.9
DEK 8 GN NEUTRAL	1277091688	K.9
DEK 8 NEUTRAL	1277060000	K.9
DEK 8 OR NEUTRAL	1277091690	K.9
DEK 8 RT NEUTRAL	1277091686	K.9
DEK 8 SONDERDR.FARBIG	1326690000	K.9
DEK 8 SONDERDR.WEISS	1326660000	K.9
DEK 8 VI NEUTRAL	1277091689	K.9
DK 4	0355460000	B.10
DK 4 BL	0355480000	B.10
DK 4 Q/EN	1907040000	C.4
DK 4 Q/EN BL	1907030000	C.4
DK 4 QV/EN	1907020000	C.5
DK 4 SW 1X1	0536560000	B.38
DK 4/32 1D 1K5	0685260000	B.60
DK 4/32 1D CSA A1	0484060000	B.58
DK 4/32 1D CSA A2	0467960000	B.59
DK 4/32 1D CSA GET.SCH.	0544660000	B.58
DK 4/32 2D A1	0663960000	B.60
DK 4/32 2D CSA A2	0523760000	B.59
DK 4/32 2D CSA GET.SCH.	0642760000	B.59
DK 4/32 GL 100K 115VAC	0569560000	B.57
DK 4/32 LD GR 24VDC A2	0646560000	B.56
DK 4/32 LD ROT 24VDC	0210160000	B.57
DK 4/32 LD ROT 24VDC A1	0495360000	B.56
DK 4/32 LD ROT 24VDC A2	0474460000	B.56
DK 4/32 RC 220R/220NF	0692160000	B.61
DK 4/35	0527660000	A.12
DK 4/35 1D 1K5 GET.SCH	0396960000	A.55
DK 4/35 1D A1	0538960000	A.53
DK 4/35 1D A1 BL	0538980000	A.53
DK 4/35 1D A2	0538860000	A.54
DK 4/35 1D GET.SCH.	0396360000	A.53
DK 4/35 2D GET.SCH. A1	0396660000	A.54
DK 4/35 2D GET.SCH. A1	0396760000	A.55
DK 4/35 2D GET.SCH. A2	0396860000	A.55
DK 4/35 BL	0527680000	A.12
DK 4/35 GL 1D I1,0A	1111160000	A.52
DK 4/35 LD 1D ROT 24VAC	0395960000	A.51
DK 4/35 LD GR 24VDC	0210060000	A.51
DK 4/35 LD GR 24VDC	0210460000	A.51
DK 4/35 LD GR 24VDC	0395460000	A.50
DK 4/35 LD GR 24VDC	0395760000	A.50
DK 4/35 LD ROT 24VDC	0210260000	A.51
DK 4/35 RC 220R/220N	0053160000	A.56
DK 4Q/32	0590060000	B.10
DK 4Q/32 BL	0590080000	B.10
DK 4Q/35	0590160000	A.12
DK 4Q/35 BL	0590180000	A.12
DK 4Q/35/TC TYP J	1284060000	A.34
DK 4Q/35/TC TYP K	1284160000	A.34
DK 4Q/35/TC TYP T	1285660000	A.34
DK 4Q/TC TYP J	1338060000	B.34
DK 4Q/TC TYP K	1338260000	B.34
DK 4Q/TC TYP T	1338160000	B.34
DK 4QV/32	0590260000	B.11
DK 4QV/32 BL	0590280000	B.11
DK 4QV/35	0363660000	A.13
DK 4QV/35 BL	0363680000	A.13
DK 4S SF 6.3/2.8	0631260000	B.37
DK 4S/35 SF 6.3/2.8	0686660000	A.39
DK 4SS/35 FF 4X6.3/2.8	0217160000	A.38
DKSUE NSCH/ESCH	0280100000	H.3
DKT 4	0687360000	B.17
DKT 4/32 PT100	8014730000	B.61

Type	Order No.	Page
DKT 4/35	0687460000	A.19
DKT 4/35 PT100	8014720000	A.56
DKT 4V 2STB	1304860000	B.17
DKT 4V/35 2STB	1304960000	A.19
DMS 2 Set	0664600000	J.11
DMS 3	9007440000	J.10
DMS 3 SET 1	9007470000	J.10
DMS 3 SET 2	9007480000	J.10
DMS MANUELL 0,5-1,7	9918370000	J.18
DMS MANUELL 2,0-8,0	9918380000	J.18
DMSI MANUELL 0,5-1,7	9918390000	J.19
DMSI MANUELL 2,0-8,0	9918400000	J.19
DQS 2 1D PS2,3 AG	0471460000	I.13
DQS 2 PS2,3 AG M.BRUECK	0471560000	I.13
DQS 2 PS2.3 O.BATE	0471660000	I.13
DS 12.5 SAK10	0207630000	I.12
DS 12.5 SAK6N	0207730000	I.12
DS 14 SAK4	0207530000	I.12
DS 9 SAK2.5	0330930000	I.12
DSTV VH 6.5	0286400000	I.10

E

E 14/10A RT	0328400000	B.24
E 14/10A RT	0328400000	A.26
E 14/10A RT	0328400000	B.26
E 14/10A RT	0328400000	A.28
E 14/16A GR	0328500000	B.24
E 14/16A GR	0328500000	B.26
E 14/16A GR	0328500000	A.28
E 14/16A GR	0328500000	A.26
E 14/2A RS	0137400000	A.28
E 14/2A RS	0137400000	A.26
E 14/2A RS	0137400000	B.26
E 14/2A RS	0137400000	B.24
E 14/4A BR	0137500000	A.26
E 14/4A BR	0137500000	B.24
E 14/4A BR	0137500000	B.26
E 14/4A BR	0137500000	A.28
E 14/6A GN	0328300000	A.26
E 14/6A GN	0328300000	B.24
E 14/6A GN	0328300000	A.28
E 14/6A GN	0328300000	B.26
E 16/10A RT TNDZ	0208500000	A.26
E 16/10A RT TNDZ	0208500000	B.24
E 16/10A RT TNDZ	0208500000	A.28
E 16/10A RT TNDZ	0208500000	B.26
E 16/16A GR TNDZ	0208600000	A.28
E 16/16A GR TNDZ	0208600000	A.26
E 16/16A GR TNDZ	0208600000	B.26
E 16/16A GR TNDZ	0208600000	B.24
E 16/20A BL TNDZ	0208700000	B.24
E 16/20A BL TNDZ	0208700000	A.28
E 16/20A BL TNDZ	0208700000	A.26
E 16/20A BL TNDZ	0208700000	B.26
E 16/25A GE TNDZ	0208800000	B.24
E 16/25A GE TNDZ	0208800000	A.26
E 16/25A GE TNDZ	0208800000	B.26
E 16/25A GE TNDZ	0208800000	A.28
E 18/20A BL	0361300000	A.28
E 18/20A BL	0361300000	B.25
E 18/20A BL	0361300000	A.27
E 18/20A BL	0361300000	B.26
E 18/25A GE	0361400000	B.26
E 18/25A GE	0361400000	B.25
E 18/25A GE	0361400000	A.28
E 18/25A GE	0361400000	A.27
E 18/35A SW	0361500000	B.26
E 18/35A SW	0361500000	A.28
E 18/50A WS	0361600000	B.25
E 18/50A WS	0361600000	A.27
E 18/50A WS	0361600000	A.28
E 18/50A WS	0361600000	B.26
E 18/63A KU	0361700000	B.26
E 18/63A KU	0361700000	A.27
E 18/63A KU	0361700000	B.25
E 18/63A KU	0361700000	A.28
EK 10	0354660000	B.13
EK 10/35	0661360000	A.15
EK 16	0374660000	B.13
EK 16/35	0190160000	A.15
EK 2	0323100000	B.14
EK 2.5/35	0661060000	A.14
EK 2.5N	0474360000	B.12
EK 35	0354760000	B.13
EK 35/35	0661460000	A.16
EK 4	0354560000	B.12
EK 4/35	0661160000	A.14
EK 6/35	0661260000	A.15
EK 70/35/M.2ZB O.IK	1338300000	A.17
EK 95/35/1ZB BK	0535300000	A.16
ELSB 10 BEZ. 1-10	0143500000	F.4
ELSB 2 BEZ. 1-2	0143200000	F.4
ELSB 4 BEZ. 1-4	0143300000	F.4
ELSB 6 BEZ. 1-6	0143400000	F.4
ELSO 10 F.KS 10	0143100000	F.4
ELSO 2 F.KS 2	0142800000	F.4
ELSO 4 F.KS 4	0142900000	F.4
ELSO 6 F.KS 6	0143000000	F.4
EM 8/30	1806120000	K.19

Type	Order No.	Page
EP 1 SAKG28/32 HP/DBR	0205100000	B.50
EP 1 SAKG28/32 HP/DBR	0205100000	B.47
EP 1 SAKG28/32 HP/DBR	0205100000	I.4
EP 1 SAKG28/32 HP/DBR	0205100000	B.48
EP 1 SAKG28/32 HP/DBR	0205100000	B.49
EP 1 SAKG28/32 HP/DBR	0205100000	B.46
EP 1 SAKG28/32 HP/TF/GE	0205200000	B.46
EP 1 SAKG28/32 HP/TF/GE	0205200000	B.47
EP 1 SAKG28/32 HP/TF/GE	0205200000	B.48
EP 1 SAKG28/32 HP/TF/GE	0205200000	B.49
EP 1 SAKG28/32 HP/TF/GE	0205200000	B.50
EP 1 SAKG28/32 HP/TF/GE	0205200000	I.4
EP 1 SAKG32/35 HP/DBR	0180500000	A.44
EP 1 SAKG32/35 HP/DBR	0180500000	B.49
EP 1 SAKG32/35 HP/DBR	0180500000	A.43
EP 1 SAKG32/35 HP/DBR	0180500000	I.4
EP 1 SAKG32/35 HP/TF/GE	0180600000	I.4
EP 1 SAKG32/35 HP/TF/GE	0180600000	A.44
EP 1 SAKG32/35 HP/TF/GE	0180600000	A.43
EP 1 SAKG32/35 HP/TF/GE	0180600000	B.49
EP 1/BW SAKG28/32 HP/DB	0271800000	I.5
EP 1/BW SAKG32/35 HP/DB	1381600000	I.5
EP 2 SAKG46/32 HP/DBR	0205300000	B.52
EP 2 SAKG46/32 HP/DBR	0205300000	B.51
EP 2 SAKG46/32 HP/DBR	0205300000	B.49
EP 2 SAKG46/32 HP/DBR	0205300000	B.48
EP 2 SAKG46/32 HP/DBR	0205300000	B.53
EP 2 SAKG46/32 HP/DBR	0205300000	I.4
EP 2 SAKG46/32 HP/DBR	0205300000	B.50
EP 2 SAKG46/32 HP/TF/GE	0205400000	B.50
EP 2 SAKG46/32 HP/TF/GE	0205400000	B.49
EP 2 SAKG46/32 HP/TF/GE	0205400000	B.51
EP 2 SAKG46/32 HP/TF/GE	0205400000	B.52
EP 2 SAKG46/32 HP/TF/GE	0205400000	B.48
EP 2 SAKG46/32 HP/TF/GE	0205400000	B.53
EP 2 SAKG46/32 HP/TF/GE	0205400000	I.4
EP 2 SAKG46/35 HP/DBR	0180700000	A.47
EP 2 SAKG46/35 HP/DBR	0180700000	A.46
EP 2 SAKG46/35 HP/DBR	0180700000	A.45
EP 2 SAKG46/35 HP/DBR	0180700000	A.44
EP 2 SAKG46/35 HP/DBR	0180700000	I.4
EP 2 SAKG46/35 HP/DBR	0180700000	A.42
EP 2 SAKG46/35 HP/DBR	0180700000	A.43
EP 2 SAKG46/35 HP/TF/GE	0180800000	A.44
EP 2 SAKG46/35 HP/TF/GE	0180800000	A.47
EP 2 SAKG46/35 HP/TF/GE	0180800000	A.45
EP 2 SAKG46/35 HP/TF/GE	0180800000	A.46
EP 2 SAKG46/35 HP/TF/GE	0180800000	I.4
EP 2 SAKG46/35 HP/TF/GE	0180800000	A.43
EP 2 SAKG46/35 HP/TF/GE	0180800000	A.42
EP 2/BW SAKG46/32 HP/DB	0271900000	I.5
EP 2/BW SAKG46/35 HP/DBR	0182000000	I.5
ESCH 1 M	0280300000	H.3
ESO 15 BOGEN DIN A4	1636510000	K.19
ESO 5 DIN A4 GELB BOG.	1631350000	K.17
ESO 5 DIN A4 WEISS BOG.	1607710000	K.17
ESO 5 POLY.GELB A4-BOG.	1670380000	K.17
ESO 5 POLY.WEISS A4-BOG.	1670370000	K.17
ESO 5 S DIN A4-BOGEN	1631920000	K.17
ESO 7 A4-BOGEN GELB	1634780000	K.17
ESO 7 A4-BOGEN GELB	1634780000	K.19
ESO 7 A4-BOGEN WEISS	1607720000	K.17
ESO 7 A4-BOGEN WEISS	1607720000	K.19
ESO 7 POLY.GELB A4-BOG.	1670400000	K.17
ESO 7 POLY.GELB A4-BOG.	1670400000	K.19
ESO 7 POLY.WEISS A4-BOG.	1670390000	K.19
ESO 7 POLY.WEISS A4-BOG.	1670390000	K.17
EW 15	0382860000	H.13
EW 15	0382860000	E.3
EW 15	0382860000	E.2
EW 15/2	1071900000	H.13
EW 35	0383560000	A.56
EW 35	0383560000	C.8
EW 35	0383560000	H.13
EW 35	0383560000	A.57
EW 35 GR 7032	0383530000	H.13
EW 35/SCHA/M3	0258660000	I.12
EWK 1	0206160000	H.13
EWK 1	0206160000	B.62
EWK 1	0206160000	C.8
EWK 1 ALT	0495160000	H.13
EWK 2	0199360000	H.13
EWK 2/SCHA/M3/L	0258760000	I.12
EWK AKA 2.5	0348660000	H.13

F

FK 4	1678650000	I.14
FKSC M5X8 D9/SW2.5	0295900000	H.14
FKSC M6X12 D9/SW3	0353500000	H.14
FKSC M6X8 D9/SW3	0642600000	H.14
FM 4.2/TS35	1724580000	H.15
FM 4/TS35	0687900000	G.10
FM 4/TS35	0687900000	H.15
FM 5/TS35	0636800000	H.15
FM 6/TS35	0636900000	H.15
FZS 2/4 RT/80 SAKT4	1276300000	I.14

G

G 20/0.10A/F	0430300000	B.26
G 20/0.10A/F	0430300000	A.23
G 20/0.10A/F	0430300000	A.22
G 20/0.10A/F	0430300000	B.20
G 20/0.10A/F	0430300000	B.21
G 20/0.10A/F	0430300000	A.28
G 20/0.20A/F	0430400000	A.28
G 20/0.20A/F	0430400000	A.23
G 20/0.20A/F	0430400000	B.26
G 20/0.20A/F	0430400000	A.22
G 20/0.20A/F	0430400000	B.20
G 20/0.20A/F	0430400000	B.21
G 20/0.25A/F	0430500000	B.26
G 20/0.25A/F	0430500000	B.21
G 20/0.25A/F	0430500000	A.22
G 20/0.25A/F	0430500000	A.28
G 20/0.25A/F	0430500000	B.20
G 20/0.25A/F	0430500000	A.23
G 20/0.50A/F	0430600000	A.28
G 20/0.50A/F	0430600000	B.21
G 20/0.50A/F	0430600000	B.20
G 20/0.50A/F	0430600000	A.23
G 20/0.50A/F	0430600000	B.26
G 20/0.50A/F	0430600000	A.22
G 20/0.63A/F	0439000000	B.26
G 20/0.63A/F	0439000000	A.22
G 20/0.63A/F	0439000000	B.20
G 20/0.63A/F	0439000000	A.28
G 20/1.00A/F	0430700000	B.20
G 20/1.00A/F	0430700000	A.28
G 20/1.00A/F	0430700000	A.22
G 20/1.00A/F	0430700000	B.26
G 20/1.00A/F	0430700000	A.23
G 20/1.00A/F	0430700000	B.21
G 20/1.60A/F	0430800000	B.21
G 20/1.60A/F	0430800000	B.20
G 20/1.60A/F	0430800000	A.23
G 20/1.60A/F	0430800000	A.22
G 20/1.60A/F	0430800000	A.28
G 20/1.60A/F	0430800000	B.26
G 20/2.00A/F	0430900000	A.28
G 20/2.00A/F	0430900000	B.21
G 20/2.00A/F	0430900000	B.20
G 20/2.00A/F	0430900000	A.23
G 20/2.00A/F	0430900000	B.26
G 20/2.00A/F	0430900000	A.22
G 20/2.50A/F	0431000000	B.20
G 20/2.50A/F	0431000000	A.22
G 20/2.50A/F	0431000000	B.26
G 20/2.50A/F	0431000000	A.28
G 20/2.50A/F	0431000000	B.21
G 20/2.50A/F	0431000000	A.23
G 20/3.15A/F	0431100000	B.20
G 20/3.15A/F	0431100000	A.28
G 20/3.15A/F	0431100000	A.22
G 20/3.15A/F	0431100000	B.21
G 20/3.15A/F	0431100000	A.23
G 20/3.15A/F	0431100000	B.26
G 20/4.00A/F	0431200000	B.26
G 20/4.00A/F	0431200000	B.20
G 20/4.00A/F	0431200000	A.22
G 20/4.00A/F	0431200000	A.28
G 20/4.00A/F	0431200000	A.23
G 20/4.00A/F	0431200000	B.21
G 20/5.00A/F	0431300000	B.21
G 20/5.00A/F	0431300000	B.26
G 20/5.00A/F	0431300000	B.20
G 20/5.00A/F	0431300000	A.28
G 20/5.00A/F	0431300000	A.23
G 20/5.00A/F	0431300000	A.22
G 20/6.30A/F	0431400000	A.28
G 20/6.30A/F	0431400000	B.26
G 20/6.30A/F	0431400000	B.20
G 20/6.30A/F	0431400000	B.21
G 20/6.30A/F	0431400000	A.22
G 25/0.25A/M GE	0546900000	B.26
G 25/0.25A/M GE	0546900000	A.28
G 25/0.50A/M WS	0510300000	A.28
G 25/0.50A/M WS	0510300000	B.26
G 25/0.80A/M GR	0646400000	A.28
G 25/0.80A/M GR	0646400000	B.26
G 25/1.00A/M RT	0265800000	B.26
G 25/1.00A/M RT	0265800000	A.28
G 25/10.0A/M RT	0193100000	B.26
G 25/10.0A/M RT	0193100000	A.28
G 25/2.00A/F BL	0192700000	A.28
G 25/2.00A/F BL	0192700000	B.26
G 25/4.00A/F BR	0192800000	A.28
G 25/4.00A/F BR	0192800000	B.26
G 25/6.30A/F GN	0192900000	A.28
G 25/6.30A/F GN	0192900000	B.26
GZ 0.5A/F	0533800000	A.28
GZ 0.5A/F	0533800000	B.26
GZ 1.0A/F	0525500000	B.26
GZ 1.0A/F	0525500000	A.23
GZ 1.0A/F	0525500000	A.28
GZ 10.0A	0293900000	B.26
GZ 10.0A	0293900000	A.28
GZ 12,5A/FF	0245400000	B.26
GZ 12,5A/FF	0245400000	A.28
GZ 2.0A	0294500000	B.26
GZ 2.0A	0294500000	A.28
GZ 2.0A	0294500000	A.23
GZ 3.0A	0295700000	A.28
GZ 3.0A	0295700000	B.26
GZ 3.0A	0295700000	A.23
GZ 5.0A	0294600000	B.26
GZ 5.0A	0294600000	A.28
GZ 7.0A	0295800000	A.28
GZ 7.0A	0295800000	B.26

H

H 0,5/16 S OR	9202900000	J.32
H 1,5/24 XS SW	9202870000	J.31
H 2,5/24 XS BL	9202880000	J.31
H0,14/10 GR SV	9005180000	J.22
H0,14/10T BR SV	9028250000	J.26
H0,14/12 GR SV	9028240000	J.22
H0,25/10 HBL	9025740000	J.22
H0,25/10 HBL SV	9026050000	J.22
H0,25/10T GE	9021010000	J.26
H0,25/10T GE SV	9021210000	J.26
H0,25/12 HBL	9025760000	J.22
H0,25/12 HBL SV	9025780000	J.22
H0,25/12T GE	9021020000	J.26
H0,25/12T GE SV	9021220000	J.26
H0,25/5	9018910000	J.33
H0,34/10 TK	9025750000	J.22
H0,34/10 TK SV	9026030000	J.22
H0,34/12 TK	9025770000	J.22
H0,34/12 TK BD GSP	9004390000	J.23
H0,34/12 TK SV	9025790000	J.22
H0,5/10	9004050000	J.33
H0,5/10 OR SV	9028260000	J.22
H0,5/12 OR	0409500000	J.22
H0,5/12D W	9019000000	J.24
H0,5/12D W	9019000000	J.26
H0,5/14 OR	0690700000	J.22
H0,5/14 OR BD	9004270000	J.23
H0,5/14 OR BD GSP	9005810000	J.23
H0,5/14 OR SV	9026060000	J.22
H0,5/14D W	9019010000	J.26
H0,5/14D W	9019010000	J.24
H0,5/14D W BD	9004280000	J.24
H0,5/14D W BD	9004280000	J.26
H0,5/14D W BD GSP	9005860000	J.27
H0,5/14D W BD GSP	9005860000	J.25
H0,5/14D W SV	9019400000	J.24
H0,5/14D W SV	9019400000	J.26
H0,5/14S OR	9004560000	J.32
H0,5/14S W	9004590000	J.32
H0,5/15 ZH OR	9037200000	J.30
H0,5/15 ZH OR	9037200000	J.28
H0,5/15 ZH OR SV	9004440000	J.28
H0,5/15D ZH W	9037380000	J.29
H0,5/15D ZH W SV	9004780000	J.29
H0,5/16 DS Weiß	9202910000	J.32
H0,5/16 OR	9025870000	J.22
H0,5/16 OR	9025870000	J.14
H0,5/16 OR SV	9028270000	J.22
H0,5/16,5 ZH OR	9037210000	J.30
H0,5/16,5 ZH OR	9037210000	J.28
H0,5/16,5D ZH W	9037390000	J.29
H0,5/16D W	9019020000	J.26
H0,5/16D W	9019020000	J.24
H0,5/18,4D ZH W	9037400000	J.29
H0,5/18,5 ZH OR	9037220000	J.28
H0,5/18,5 ZH OR	9037220000	J.30
H0,5/6	0282600000	J.33
H0,75/10	0542500000	J.33
H0,75/12 W	0409600000	J.22
H0,75/12 W SV	9028280000	J.22
H0,75/12D GR	9019030000	J.24
H0,75/12T HBL	9021030000	J.26
H0,75/14 GRAU BD GSP	9005870000	J.25
H0,75/14 W	0462900000	J.22
H0,75/14 W BD	9004290000	J.23
H0,75/14 W BD GSP	9005820000	J.23
H0,75/14 W SV	9026070000	J.22
H0,75/14D GR	9019040000	J.24
H0,75/14D GR BD	9004300000	J.24
H0,75/14D GR SV	9019410000	J.24
H0,75/14S W	9025960000	J.32
H0,75/14S W SV	9025700000	J.32
H0,75/14T BL BD GSP	9005900000	J.27
H0,75/14T HBL BD	9004310000	J.26
H0,75/14T HBL SV	9021230000	J.26
H0,75/14TS HBL	9018550000	J.32
H0,75/15 ZH W	9037230000	J.28
H0,75/15 ZH W SV	9018510000	J.28
H0,75/15D ZH GR	9037410000	J.29
H0,75/15D ZH GR SV	9018520000	J.29
H0,75/15T ZH HBL	9037610000	J.30
H0,75/16 W	9025860000	J.22
H0,75/16 W SV	9028290000	J.22
H0,75/16D GR	9019050000	J.24
H0,75/16T HBL	9021050000	J.26
H0,75/17 ZH W	9037240000	J.28
H0,75/17 ZH W SV	9004900000	J.28
H0,75/17D ZH GR	9037420000	J.29
H0,75/17D ZH GR SV	9004770000	J.29
H0,75/17T ZH HBL	9037620000	J.30
H0,75/17T ZH HBL SV	9005140000	J.30
H0,75/18 W	9025910000	J.22
H0,75/18 W SV	9028300000	J.22
H0,75/18D GR	9019060000	J.24
H0,75/18T HBL	9021060000	J.26
H0,75/19DS ZH GR	9202830000	J.29
H0,75/19S ZH W	9202820000	J.28
H0,75/19TS ZH HBL	9202840000	J.30
H0,75/24,5 ZH W	9037250000	J.28
H0,75/24,5D ZH GR	9037430000	J.29
H0,75/24,5T ZH HBL	9037630000	J.30
H0,75/6	0282700000	J.33
H0.75/14 HBL	9021040000	J.26
H1,0/10	0282800000	J.33
H1,0/12 GE	0409700000	J.22
H1,0/12 GE SV	9028310000	J.22
H1,0/12D R	9019070000	J.24
H1,0/12D R	9019070000	J.26
H1,0/14 GE	0463000000	J.22
H1,0/14 GE BD	9004320000	J.23
H1,0/14 GE BD GSP	9005830000	J.23
H1,0/14 GE SV	9026080000	J.22
H1,0/14D R	9019080000	J.26
H1,0/14D R	9019080000	J.24
H1,0/14D R BD	9004330000	J.26
H1,0/14D R BD	9004330000	J.24
H1,0/14D R BD GSP	9005880000	J.27
H1,0/14D R BD GSP	9005880000	J.25
H1,0/14D R SV	9019420000	J.26
H1,0/14D R SV	9019420000	J.24
H1,0/14S GE	9025970000	J.32
H1,0/14S GE SV	9025710000	J.32
H1,0/14S R	9018560000	J.32
H1,0/15 ZH GE	9037260000	J.28
H1,0/15 ZH GE SV	9018530000	J.28
H1,0/15D ZH R	9037440000	J.29
H1,0/15D ZH R	9037440000	J.30
H1,0/15D ZH R SV	9018540000	J.29
H1,0/15D ZH R SV	9018540000	J.30
H1,0/15S ZH GE	9018690000	J.28
H1,0/15S ZH GE SV	9018650000	J.28
H1,0/16 GE	9025950000	J.22
H1,0/16 GE SV	9028320000	J.22
H1,0/16D R	9019100000	J.24
H1,0/16D R	9019100000	J.26
H1,0/18 GE	9025930000	J.22
H1,0/18 GE SV	9028340000	J.22
H1,0/18D R	9019110000	J.26
H1,0/18D R	9019110000	J.24
H1,0/20 ZH GE	9037270000	J.28
H1,0/20 ZH GE SV	9004910000	J.28
H1,0/20D R ZH SV	9004760000	J.30
H1,0/20D R ZH SV	9004760000	J.29
H1,0/20D ZH R	9037450000	J.30
H1,0/20D ZH R	9037450000	J.29
H1,0/25,6 ZH GE	9037280000	J.28
H1,0/25,6D ZH R	9037460000	J.29
H1,0/25,6D ZH R	9037460000	J.30
H1,0/6	0372600000	J.33
H1,5/10	0186500000	J.33
H1,5/12	9004060000	J.33
H1,5/12S R	9025690000	J.32
H1,5/14 R	0463100000	J.22
H1,5/14 R BD	9004340000	J.23
H1,5/14 R BD GSP	9005840000	J.23
H1,5/14 R SV	9026090000	J.22
H1,5/14D SW	9019120000	J.26
H1,5/14D SW	9019120000	J.24
H1,5/14D SW BD	9004350000	J.24
H1,5/14D SW BD	9004350000	J.26
H1,5/14D SW BD GSP	9005890000	J.25
H1,5/14D SW BD GSP	9005890000	J.27
H1,5/14D SW SV	9019430000	J.24
H1,5/14D SW SV	9019430000	J.26
H1,5/14DS SW SV	9028360000	J.32
H1,5/14S R	9025980000	J.32
H1,5/14S R SV	9025720000	J.32
H1,5/14S SW	9025240000	J.32
H1,5/16 R	0635100000	J.22
H1,5/16 R SV	9028350000	J.22
H1,5/16 ZH R	9037290000	J.28
H1,5/16 ZH R SV	9004410000	J.28
H1,5/16D SW	9019130000	J.24
H1,5/16D SW	9019130000	J.26
H1,5/16D ZH SW	9037470000	J.30
H1,5/16D ZH SW	9037470000	J.29
H1,5/16D ZH SW SV	9004420000	J.29
H1,5/16D ZH SW SV	9004420000	J.30
H1,5/17,5X SW SV	9006590000	J.31
H1,5/18	9004070000	J.33
H1,5/18D SW	9019140000	J.26
H1,5/18D SW	9019140000	J.24
H1,5/19,5X SW SV	9006630000	J.31
H1,5/20 ZH R	9037300000	J.28
H1,5/20 ZH R SV	9004920000	J.28

Type	Order No.	Page
H1,5/20D SW ZH SV	9004750000	J.30
H1,5/20D SW ZH SV	9004750000	J.29
H1,5/20D ZH SW	9037480000	J.29
H1,5/20D ZH SW	9037480000	J.30
H1,5/24 R	0565600000	J.22
H1,5/24D SW	9019150000	J.24
H1,5/24D SW	9019150000	J.26
H1,5/24D SW SV	9004140000	J.26
H1,5/24D SW SV	9004140000	J.24
H1,5/25,6 ZH R	9037310000	J.28
H1,5/25,6D ZH SW	9037490000	J.29
H1,5/25,6D ZH SW	9037490000	J.30
H1,5/7	0372700000	J.33
H10,0/12	0282900000	J.33
H10,0/15	0124800000	J.33
H10,0/18	0379300000	J.33
H10,0/22 EB	0534200000	J.22
H10,0/22D R	9019240000	J.24
H10,0/22T BR	9021150000	J.26
H10,0/24,5X R SV	9006830000	J.31
H10,0/24DS ZH R	9018880000	J.29
H10,0/26 ZH EB	9037340000	J.28
H10,0/26 ZH EB SV	9004940000	J.28
H10,0/26D R ZH SV	9004710000	J.29
H10,0/26D ZH R	9037570000	J.29
H10,0/26T ZH BR	9037710000	J.30
H10,0/26T ZH BR SV	9005170000	J.30
H10,0/28 EB	0565800000	J.22
H10,0/28D R	9019250000	J.24
H10,0/28T BR	9021160000	J.26
H10,0/30 ZH EB	9037350000	J.28
H10,0/30D ZH R	9037580000	J.29
H10,0/30T ZH BR	9037720000	J.30
H10/24S ZH EB	9018860000	J.28
H10/30DS ZH R	9018890000	J.29
H10/30S ZH EB	9018870000	J.28
H120,0/32	9036240000	J.33
H120,0/50 BL	9028220000	J.22
H150,0/32	9036250000	J.33
H150,0/54 GE	9028230000	J.22
H16,0/12	0492500000	J.33
H16,0/15	0124300000	J.33
H16,0/18	0375200000	J.33
H16,0/24 GN	0565900000	J.22
H16,0/24D BL	9019260000	J.24
H16,0/24T W	9021170000	J.26
H16,0/25	9004150000	J.33
H16,0/25,5X BL SV	9006870000	J.31
H16,0/28 GN	0566000000	J.22
H16,0/28D BL	9019270000	J.24
H16,0/28T W	9021180000	J.26
H16,0/29 ZH GN	9037360000	J.28
H16,0/29D ZH BL	9037590000	J.29
H16,0/29T ZH W	9037730000	J.30
H16,0/32	9004160000	J.33
H16,0/38 ZH GN	9037370000	J.28
H16,0/38D ZH BL	9037600000	J.29
H16,0/38T ZH W	9037740000	J.30
H185,0/32	9036260000	J.33
H2,5/10	9004080000	J.33
H2,5/12	0186100000	J.33
H2,5/12DS BL	9028490000	J.32
H2,5/12TS GR	9036200000	J.32
H2,5/14 BL SV	9026100000	J.22
H2,5/14 BL SV	9026100000	J.24
H2,5/14D BL	9019160000	J.22
H2,5/14D BL	9019160000	J.24
H2,5/14D BL BD	9004360000	J.23
H2,5/14D BL BD	9004360000	J.24
H2,5/14D BL BD GSP	9005850000	J.23
H2,5/14D BL BD GSP	9005850000	J.25
H2,5/14S BL	1333100000	J.32
H2,5/14T GR	9021070000	J.26
H2,5/14T GR BD	9004370000	J.26
H2,5/14T GR BD GSP	9005910000	J.27
H2,5/14T GR SV	9021240000	J.26
H2,5/14TS GR	9426770000	J.32
H2,5/16DS BL	9036220000	J.32
H2,5/17,5X BL SV	9006670000	J.31
H2,5/18	9004090000	J.33
H2,5/18,5D ZH BL	9037500000	J.28
H2,5/18,5D ZH BL	9037500000	J.29
H2,5/18,5D ZH BL SV	9004430000	J.28
H2,5/18,5D ZH BL SV	9004430000	J.29
H2,5/18,5T ZH GR	9037640000	J.30
H2,5/18.5T ZH GR SV	9018580000	J.30
H2,5/18D BL	9019170000	J.22
H2,5/18D BL	9019170000	J.24
H2,5/18T GR	9021080000	J.26
H2,5/20,5 T ZH GR SV	9005150000	J.30
H2,5/20,5D BL ZH SV	9004740000	J.29
H2,5/20,5D BL ZH SV	9004740000	J.28
H2,5/20,5D ZH BL	9037510000	J.29
H2,5/20,5D ZH BL	9037510000	J.28
H2,5/20,5T ZH GR	9037650000	J.30
H2,5/21,5X BL SV	9006710000	J.31
H2,5/24D BL	9019180000	J.22
H2,5/24D BL	9019180000	J.24
H2,5/24T GR	9021090000	J.26
H2,5/26,5D ZH BL	9037520000	J.28
H2,5/26,5D ZH BL	9037520000	J.29
H2,5/26,5T ZH GR	9037660000	J.30
H2,5/7	0373000000	J.33
H25,0/15	0124400000	J.33
H25,0/18	0375300000	J.33
H25,0/25	9004170000	J.33
H25,0/30 BR	0317000000	J.22
H25,0/30D 16 GE	9019280000	J.24
H25,0/30T SW	9021190000	J.26
H25,0/32	9004180000	J.33
H25,0/36 BR	0317100000	J.22
H25,0/36D GE	9019300000	J.24
H25,0/36T SW	9021200000	J.26
H35,0/18	0368900000	J.33
H35,0/25	9004190000	J.33
H35,0/30 BE	0317200000	J.22
H35,0/30D 16 R	9019310000	J.24
H35,0/30D R	9019320000	J.24
H35,0/30S	9451000000	J.33
H35,0/32	9004200000	J.33
H35,0/39 BE	0317300000	J.22
H35,0/39D R	9019330000	J.24
H4,0/12	0244100000	J.33
H4,0/15	9004100000	J.33
H4,0/17D GR	9019190000	J.24
H4,0/17D GR	9019190000	J.22
H4,0/17T OR	9021100000	J.26
H4,0/18	9004110000	J.33
H4,0/19,5X GR SV	9006750000	J.31
H4,0/20D GR	9019200000	J.22
H4,0/20D GR	9019200000	J.24
H4,0/20T OR	9021110000	J.26
H4,0/22D ZH GR	9037530000	J.29
H4,0/22D ZH GR	9037530000	J.28
H4,0/22T ZH OR	9037670000	J.30
H4,0/22T ZH OR SV	9018590000	J.30
H4,0/26D GR	9019210000	J.24
H4,0/26D GR	9019210000	J.22
H4,0/26T OR	9021120000	J.26
H4,0/28D ZH GR	9037540000	J.29
H4,0/28D ZH GR	9037540000	J.28
H4,0/28T ZH OR	9037680000	J.30
H4,0/9	0373100000	J.33
H4/17 GR SV	9026010000	J.22
H4/17 GR SV	9026010000	J.24
H4/17T OR SV	9021250000	J.26
H4/22D ZH GR SV	9004730000	J.29
H4/22D ZH GR SV	9004730000	J.28
H50,0/18	9004210000	J.33
H50,0/25	9025880000	J.33
H50,0/32	9004220000	J.33
H50/36 OLIV	0444200000	J.22
H50/36D BL	9019340000	J.24
H50/40D BL	9019350000	J.24
H6,0,0/20T GN	9021130000	J.26
H6,0/10	9004120000	J.33
H6,0/12	0191900000	J.33
H6,0/15	0124700000	J.33
H6,0/18	9004130000	J.33
H6,0/20 SW	0533500000	J.22
H6,0/20D GE	9019220000	J.24
H6,0/23,0X GE SV	9006790000	J.31
H6,0/25 ZH SW	9037320000	J.28
H6,0/25 ZH SW SV	9004930000	J.28
H6,0/25D ZH GE	9037550000	J.29
H6,0/25T ZH GN	9037690000	J.30
H6,0/25T ZH GN SV	9005160000	J.30
H6,0/26 SW	0565700000	J.22
H6,0/26D GE	9019230000	J.24
H6,0/29 ZH SW	9037330000	J.28
H6,0/29D ZH GE	9037560000	J.29
H6,0/29T ZH GN	9037700000	J.30
H6/25D ZH GE SV	9004720000	J.29
H6/26T GN	9021140000	J.26
H70,0/25	9004230000	J.33
H70,0/32	9004240000	J.33
H70,0/40 GE	9028200000	J.22
H95,0/25	9004250000	J.33
H95,0/32	9004260000	J.33
H95,0/44 R	9028210000	J.22
HP 1 ADP1	0485560000	I.16
HP 2 ADP2	0485660000	I.16
HP 3 ADP3	0485760000	I.16
HP 4 ADP3	0485860000	I.16
HP 7 TSK31.5	0258260000	I.16
HP 8 ADP 1	0258360000	I.16
HP EK132/2 AD250	0634300000	I.18
HP NT16/10X3	1266380000	A.31
HP NT2.5 BL	0352080000	A.30
HP NT6/10 BL	0352880000	A.31
HP NT6/10 BL	0352880000	A.30
HTG 58	9012000000	I.14
HTI 15	9014400000	J.35

I

Type	Order No.	Page
IH 2.8 DB	0386060000	A.37
IH 2.8 DB	0386060000	A.36
IH 2.8 DB	0386060000	B.37
IH 2.8 DB	0386060000	E.8
IH 2.8 DB	0386060000	B.42
IH 2.8 DB	0386060000	E.9
IH 2.8 DB	0386060000	B.43
IH 2.8 DB	0386060000	B.44
IH 2.8 DB	0386060000	B.36
IH 2.8 DB	0386060000	A.38
IH 2.8 DB	0386060000	A.39
IH 6.3 WEM GE	0386260000	B.37
IH 6.3 WEM GE	0386260000	A.38
IH 6.3 WEM GE	0386260000	B.36
IH 6.3 WEM GE	0386260000	E.9
IH 6.3 WEM GE	0386260000	B.43
IH 6.3 WEM GE	0386260000	A.36
IH 6.3 WEM GE	0386260000	A.39
IH 6.3 WEM GE	0386260000	B.44
IH 6.3 WEM GE	0386260000	E.8
IH 6.3 WEM GE	0386260000	A.37
IH 6.3 WEM GE	0386260000	B.42
IK 16/ZB16 BL	0502980000	H.6
IK 16/ZB16 GG	0502960000	H.6
IK 35/ZB35 BL	0502780000	H.6
IK 4 BL ZB4	0475480000	H.6
IK 4 GG ZB4	0475460000	H.6
IK 6 BL ZBE6K	0526080000	H.6
IK 6 GG ZBE6K	0526060000	H.6
IS 2 KG	1806630000	J.20
IS 3 KG	1806650000	J.20
IS 4 DIN 6911	0485100000	J.20
IS 4 KG	1806660000	J.20
IS 6 DIN 6911	0407900000	J.20
IS 8 DIN 6911	0235000000	J.20
ISPF QB58 BL	0546080000	I.13
ISPF QB58 RT	0546040000	I.13
ISPF QB58 SW	0546000000	I.13
ISPF QB75 BL	0526780000	I.13
ISPF QB75 RT	0526760000	I.13
ISPF QB75 SW	0526700000	I.13

K

Type	Order No.	Page
KDKS 1/32	9503300000	B.21
KDKS 1/35	9503310000	A.23
KDKS1/EN LD 115VAC	8142840000	C.7
KDKS1/EN LD 230VAC	8148910000	C.7
KDKS1/EN LD 24 VAC	8148930000	C.7
KDKS1/EN LD 24VDC	8146450000	C.7
KDKS1/EN LD 48 VAC	8148920000	C.7
KISC M2.5X11/4.5 AKZ1.5	0400100000	I.9
KISC M3X15/6 SAK2.5	0359000000	I.9
KISC M3X15/6 SAK2.5	0359000000	I.10
KISC M3X15/6 SAK2.5 CU5	0377200000	B.32
KISC M3X15/6 SAK2.5 CU5	0377200000	I.12
KISC M3X15/6 SAK2.5 CU5	0377200000	A.33
KISC M3X20 SAK10 CU5	0377100000	A.33
KISC M3X20 SAK10 CU5	0377100000	I.12
KISC M3X20 SAK10 CU5	0377100000	A.32
KISC M3X20 SAK10 CU5	0377100000	B.31
KISC M3X20 SAK10 CU5	0377100000	B.32
KISC M3X20 SAK10 CU5	0377100000	I.21
KISC M3X20.5/10 EK4	0303000000	D.3
KISC M3X20.5/10 EK4	0303000000	I.10
KISC M3X20.5/10 EK4	0303000000	D.2
KISC M3X20.5/10 EK4	0303000000	B.28
KISC M3X20.5/10 EK4	0303000000	I.9
KISC M3X20.5/10 EK4	0303000000	A.11
KISC M3X6 SAKS1	0346200000	I.9
KISC M5X50/26 SAK95	0630200000	B.9
KISC M5X50/26 SAK95	0630200000	A.10
KISC M5X50/26 SAK95	0630200000	I.9
KLBUE 10-20	1600490000	G.4
KLBUE 10-20 CPF	1752701001	G.11
KLBUE 10-20 SC	1712321001	G.8
KLBUE 15-32	1716300000	G.4
KLBUE 15-32 CPF	1752711001	G.11
KLBUE 15-32 SC	1718341001	G.8
KLBUE 3-8	1600480000	G.4
KLBUE 3-8 CPF SS	1752681001	G.11
KLBUE 3-8 SC	1692261001	G.8
KLBUE 4-13.5	1592810000	G.4
KLBUE 4-13.5 CPF	1752691001	G.11
KLBUE 4-13.5 SC	1712311001	G.8
KLBUE CO 1	1753311001	G.5
KLBUE CO 2	1752131001	G.5
KLBUE CO 3	1749151001	G.5
KLBUE CO 4	1749161001	G.5
KLBUE CO 5	1755081001	G.5
KLBUE SH1	0635960000	H.4
KMVF LI 6.3 EP/SW	0249100000	D.8
KMVF RE 6.3 EP/SW	0249200000	D.8
KMVT LI 2.4 EP/SW	0249300000	D.9
KMVT RE 2.4 EP/SW	0249400000	D.9
KOHUE ASK1	0553300000	A.23
KS 10 O.D10	0141620000	F.4
KS 2 O.D2	0134420000	F.4
KS 4 O.D4	0140320000	F.4
KS 6 O.D6	0140620000	F.4
KSKM 1/32 G20	9509570000	B.20
KSKM 1/35 G20	9509600000	A.22
KSKM 2/32 GZ 1X1/4	9509580000	B.20
KSKM 2/35 GZ 1X1/4	9509610000	A.22
KSKM 3/35 GZ 1 1/4X1/4	9509620000	A.23
KST 10	9501330000	B.55
KST 10/35 M10X39	9506960000	A.49
KST 10/35 M10X39	9528330000	A.49
KST 12	9501340000	B.55
KST 12/35 M12X37	9506970000	A.49
KST 12/35 M12X37	9528340000	A.49
KST 5	9503370000	B.54
KST 5/35 M5X18	9528300000	A.48
KST 6	9501310000	B.54
KST 6/35 M6X22	9506940000	A.48
KST 8	9501320000	B.55
KST 8/35 M8X30	9506950000	A.49
KST 8/35 M8X30	9528320000	A.49
KT 12	9002660000	J.2
KT 8	9002650000	J.2
KT ZQV	9002170000	J.3

L

Type	Order No.	Page
LADEGERAET DMS 3	9007460000	J.10

M

Type	Order No.	Page
Magazin SMark Laser	1782880000	K.21
MB M3/M5 CRM	0503500000	H.15
MB M5/M3 SW	0553400000	H.15
MB M6/M4 GR	0334900000	H.15
MC-Mobilo 110V/220V	1741260001	K.25
MC-MOBILO AUFN. SF 4-6	1802180000	K.25
MCP AP	1924360000	K.24
MCP AP LABLES	1924370000	K.24
MCP AP SF4-6	1924310000	K.24
MCP COVER	1924350000	K.24
MCP EP	1935130000	K.24
MCP KLEBESTREIFEN	1924320000	K.24
MCP PLUS	1925000000	K.23
MEHA OB/UN 16² SPX 3	9054080000	J.4
MEHA OB/UN 6² SPX 3	9054030000	J.4
MF 2/12 1X2.8/1.6	0241760000	F.2
MK 10/14	0370160000	F.3
MK 2/12	0241260000	F.2
MK 3/10	0274620000	F.2
MK 3/10/E	7906190000	F.6
MK 3/11/E	7906200000	F.6
MK 3/12	0243520000	F.2
MK 3/12/E	7906210000	F.6
MK 3/2	0273820000	F.2
MK 3/2/E	7906110000	F.6
MK 3/3	0273920000	F.2
MK 3/3/E	7906120000	F.6
MK 3/4	0274020000	F.2
MK 3/4/E	7906130000	F.6
MK 3/5	0274120000	F.2
MK 3/5/E	7906140000	F.6
MK 3/6	0274220000	F.2
MK 3/6/E	7906150000	F.6
MK 3/7	0274320000	F.2
MK 3/7/E	7906160000	F.6
MK 3/8	0274420000	F.2
MK 3/8/E	7906170000	F.6
MK 3/9	0274520000	F.2
MK 3/9/E	7906180000	F.6
MK 4/16	0244220000	F.3
MK 5/2 O.DE	0243820000	F.4
MK 6/2	0620420000	F.3
MK 6/2/E	7906220000	F.7
MK 6/3	0620320000	F.3
MK 6/3/E	7906230000	F.7
MK 6/4	0620220000	F.3
MK 6/4/E	7906240000	F.7
MK 6/5/E	7906250000	F.7
MK 6/6	0620120000	F.3
MK 6/6/E	7906260000	F.7
MOFU 35	0495660000	H.15
MOFU 35/LO/1	0646260000	H.15
M-PRINT PRO	1905490000	K.26
M-PRINT PRO	1905490000	K.24
M-PRINT PRO ADVANCED	1905500000	K.26

N

Type	Order No.	Page
NSCH 1M	0280200000	H.3
NT 10/35 10X3 BL	0471880000	A.31
NT 16/35 10X3 BL	0499280000	A.31
NT 2.5/35 10X3 BL	0471780000	A.30
NT 6/35 10X3 KRG/BL	0501470000	A.30

P

Type	Order No.	Page
P 14/10 D01 RT SAKS4	0328700000	A.26
P 14/10 D01 RT SAKS4	0328700000	B.27
P 14/10 D01 RT SAKS4	0328700000	B.24
P 14/10 D01 RT SAKS4	0328700000	A.29
P 14/2 D01 RS SAKS4	0138000000	A.26
P 14/2 D01 RS SAKS4	0138000000	B.24
P 14/2 D01 RS SAKS4	0138000000	A.29
P 14/2 D01 RS SAKS4	0138000000	B.27
P 14/4 D01 BR SAKS4	0138100000	A.29
P 14/4 D01 BR SAKS4	0138100000	B.24

Type	Order No.	Page
P 14/4 D01 BR SAKS4	0138100000	A.26
P 14/4 D01 BR SAKS4	0138100000	B.27
P 14/6 D01 GN SAKS4	0328600000	B.27
P 14/6 D01 GN SAKS4	0328600000	A.26
P 14/6 D01 GN SAKS4	0328600000	B.24
P 14/6 D01 GN SAKS4	0328600000	A.29
P 16/10 RT SAKS2	0208900000	B.24
P 16/10 RT SAKS2	0208900000	B.27
P 16/10 RT SAKS2	0208900000	A.29
P 16/10 RT SAKS2	0208900000	A.26
P 16/16 GR SAKS2	0209000000	A.26
P 16/16 GR SAKS2	0209000000	A.29
P 16/16 GR SAKS2	0209000000	B.24
P 16/16 GR SAKS2	0209000000	B.27
P 16/20 BL SAKS2	0209100000	B.27
P 16/20 BL SAKS2	0209100000	B.24
P 16/20 BL SAKS2	0209100000	A.26
P 16/20 BL SAKS2	0209100000	A.29
P 18/20 D02 BL SAKS5	0361800000	A.29
P 18/20 D02 BL SAKS5	0361800000	B.25
P 18/20 D02 BL SAKS5	0361800000	A.27
P 18/20 D02 BL SAKS5	0361800000	B.27
P 18/25 D02 GE SAKS5	0361900000	B.25
P 18/25 D02 GE SAKS5	0361900000	B.27
P 18/25 D02 GE SAKS5	0361900000	A.29
P 18/25 D02 GE SAKS5	0361900000	A.27
P 18/35 D02 SW SAKS5	0362000000	B.27
P 18/35 D02 SW SAKS5	0362000000	B.25
P 18/35 D02 SW SAKS5	0362000000	A.29
P 18/35 D02 SW SAKS5	0362000000	A.27
P 18/50 D02 WS SAKS5	0362100000	B.27
P 18/50 D02 WS SAKS5	0362100000	B.25
P 18/50 D02 WS SAKS5	0362100000	A.29
P 18/50 D02 WS SAKS5	0362100000	A.27
P-CLEANER	1924330000	K.25
P-CLEANER	1924330000	K.24
P-INK	1924340000	K.24
P-INK	1924340000	K.25
PJ PRO TNTK FL	1027080000	K.22
PJ PRO TNTK INK C	1027050000	K.22
PJ PRO TNTK INK K	1027040000	K.22
PJ PRO TNTK INK M	1027060000	K.22
PJ PRO TNTK INK SET BK	1027090000	K.22
PJ PRO TNTK INK Y	1027070000	K.22
PJ-Clean Unit	4062150000	K.22
PJ-PRO TNTK INK SET COL	1027110000	K.22
PLOTTER PEN 0.25 P-INK	1920640000	K.25
PLOTTER PEN 0.25 P-INK	1920640000	K.24
PLOTTER PEN 0.35 P-INK	1920650000	K.24
PLOTTER PEN 0.35 P-INK	1920650000	K.25
PLOTTER PEN 0.50 P-INK	1005710000	K.25
PLOTTER PEN 0.50 P-INK	1005710000	K.24
PLOTTER PEN 0.70 P-INK	1011450000	K.24
PLOTTER PEN 0.70 P-INK	1011450000	K.25
Plotterpen 0,18	1768570000	K.25
Plotterpen 0,18	1768570000	K.24
Plotterpen 0,25	1768540000	K.25
Plotterpen 0,25	1768540000	K.24
Plotterpen 0,35	1768550000	K.25
Plotterpen 0,35	1768550000	K.24
Plotterpen 0,5	1768560000	K.25
Plotterpen 0,5	1768560000	K.24
PLOTTERPEN 0,7	1011440000	K.25
PLOTTERPEN 0,7	1011440000	K.24
POSC M3X20 PA/NA	0451300000	I.17
PPT/35	3835020000	D.9
PRINT KIT	1686920000	K.25
PRINTJET PRO 115V	1024050000	K.22
PRINTJET PRO 230V	1001180001	K.22
PS 2.0 MC	0310000000	I.14
PS 2.0 OR	0293800000	I.14
PS 2.0 OR	0293800000	A.33
PS 2.3 RT	0180400000	E.3
PS 2.3 RT	0180400000	A.2
PS 2.3 RT	0180400000	E.9
PS 2.3 RT	0180400000	E.8
PS 2.3 RT	0180400000	A.54
PS 2.3 RT	0180400000	B.28
PS 2.3 RT	0180400000	A.19
PS 2.3 RT	0180400000	I.14
PS 2.3 RT	0180400000	A.50
PS 2.3 RT	0180400000	A.51
PS 2.3 RT	0180400000	A.52
PS 2.3 RT	0180400000	A.53
PS 2.3 RT	0180400000	A.11
PS 2.3 RT	0180400000	B.40
PS 2.3 RT	0180400000	A.55
PS 2.3 RT	0180400000	A.56
PS 2.3 RT	0180400000	B.45
PS 2.3 RT	0180400000	B.43
PS 2.3 RT	0180400000	B.42
PS 2.3 RT	0180400000	B.41
PS 2.3 RT	0180400000	A.18
PS 2.3 RT	0180400000	A.38
PS 2.3 RT	0180400000	B.19
PS 2.3 RT	0180400000	B.56
PS 2.3 RT	0180400000	A.13
PS 2.3 RT	0180400000	B.57
PS 2.3 RT	0180400000	E.2
PS 2.3 RT	0180400000	B.2
PS 2.3 RT	0180400000	E.11
PS 2.3 RT	0180400000	B.59
PS 2.3 RT	0180400000	B.6
PS 2.3 RT	0180400000	A.40
PS 2.3 RT	0180400000	B.18
PS 2.3 RT	0180400000	A.39
PS 2.3 RT	0180400000	B.58
PS 2.3 RT	0180400000	B.60
PS 2.3 RT	0180400000	A.36
PS 2.3 RT	0180400000	A.37
PS 2.3 RT	0180400000	B.39
PS 2.3 RT	0180400000	B.38
PS 2.3 RT	0180400000	B.37
PS 2.3 RT	0180400000	A.20
PS 2.3 RT	0180400000	B.36
PS 2.3 RT	0180400000	B.61
PS 2.3 RT	0180400000	A.12
PS 2.3 RT	0180400000	B.32
PS 2.3 RT	0180400000	C.2
PS 2.3 RT	0180400000	B.16
PS 2.3 RT	0180400000	B.10
PS 2.3 RT	0180400000	B.17
PS 2.3 RT	0180400000	A.7
PS 2.3 RT	0180400000	E.13
PS 2.3 RT	0180400000	C.5
PS 2.3 RT	0180400000	B.11
PS 2.3 RT	0180400000	E.10
PS 2.3 RT	0180400000	C.4
PS 2.3 RT	0180400000	E.12
PS 4 F.STB 4	0299600000	A.5
PS 4 F.STB 4	0299600000	B.7
PS 4 F.STB 4	0299600000	A.6
PS 4 F.STB 4	0299600000	A.3
PS 4 F.STB 4	0299600000	D.9
PS 4 F.STB 4	0299600000	A.4
PS 4 F.STB 4	0299600000	B.4
PS 4 F.STB 4	0299600000	A.20
PS 4 F.STB 4	0299600000	A.33
PS 4 F.STB 4	0299600000	B.5
PS 4 F.STB 4	0299600000	C.3
PS 4 F.STB 4	0299600000	B.19
PS 4 F.STB 4	0299600000	B.30
PS 4 F.STB 4	0299600000	B.3
PS 4 F.STB 4	0299600000	I.14
PS 4 F.STB 4	0299600000	A.9
PS 4 F.STB 4	0299600000	B.8
PS 4 F.STB 4	0299600000	B.31
PS 4 F.STB 4	0299600000	B.9
PS 4 F.STB 4	0299600000	B.32
PS 4 F.STB 4	0299600000	A.10
PS 4 F.STB 4	0299600000	D.6
PS 4 F.STB 4	0299600000	B.29
PS 4 F.STB 4	0299600000	B.28
PS 4 F.STB 4	0299600000	C.4
PS 4 F.STB 4	0299600000	A.32
PS 4 F.STB 4	0299600000	A.8
PZ 1.5	9005990000	J.35
PZ 16	9012600000	J.8
PZ 16	9012600000	J.35
PZ 3	0567300000	J.7
PZ 3	0567300000	J.35
PZ 4	9012500000	J.35
PZ 4	9012500000	J.6
PZ 50	9006450000	J.35
PZ 50	9006450000	J.9
PZ 6 HEX	9013650000	J.35
PZ 6 Roto	9014350000	J.35
PZ 6 Roto	9014350000	J.7
PZ 6/5	9011460000	J.35
PZ 6/5	9011460000	J.6
PZ ZH 16	9013600000	J.8
PZ ZH 16	9013600000	J.35
Q 10 AKZ1.5	0368500000	E.2
Q 10 AKZ1.5	0368500000	I.11
Q 10 AKZ1.5	0368500000	E.10
Q 10 AKZ4	0368600000	E.3
Q 10 AKZ4	0368600000	E.9
Q 10 AKZ4	0368600000	B.38
Q 10 AKZ4	0368600000	E.12
Q 10 AKZ4	0368600000	A.56
Q 10 AKZ4	0368600000	E.11
Q 10 AKZ4	0368600000	E.13
Q 10 AKZ4	0368600000	A.13
Q 10 AKZ4	0368600000	B.37
Q 10 AKZ4	0368600000	A.38
Q 10 AKZ4	0368600000	B.11
Q 10 AKZ4	0368600000	A.39
Q 10 AKZ4	0368600000	A.52
Q 10 AKZ4	0368600000	B.10
Q 10 AKZ4	0368600000	A.12
Q 10 AKZ4	0368600000	E.10
Q 10 AKZ4SS	0369300000	E.8
Q 10 AKZ4SS	0369300000	I.11
Q 10 DLI	1313100000	I.11
Q 10 SAK10	0457400000	I.9
Q 10 SAK10	0457400000	C.3
Q 10 SAK10	0457400000	A.3
Q 10 SAK10	0457400000	A.8
Q 10 SAK10	0457400000	B.3
Q 10 SAK10	0457400000	B.7
Q 10 SAK16	0457800000	A.9
Q 10 SAK16	0457800000	I.9
Q 10 SAK16	0457800000	C.3
Q 10 SAK16	0457800000	A.4
Q 10 SAK16	0457800000	B.4
Q 10 SAK16	0457800000	B.7
Q 10 SAK2.5	0368700000	I.9
Q 10 SAK2.5	0368700000	A.2
Q 10 SAK2.5	0368700000	A.7
Q 10 SAK2.5	0368700000	B.2
Q 10 SAK2.5	0368700000	B.45
Q 10 SAK2.5	0368700000	B.38
Q 10 SAK2.5	0368700000	B.39
Q 10 SAK2.5	0368700000	B.6
Q 10 SAK2.5	0368700000	A.40
Q 10 SAK2.5	0368700000	C.2
Q 10 SAK4	0368800000	B.3
Q 10 SAK4	0368800000	B.6
Q 10 SAK4	0368800000	B.36
Q 10 SAK4	0368800000	C.2
Q 10 SAK4	0368800000	A.3
Q 10 SAK4	0368800000	B.42
Q 10 SAK4	0368800000	C.5
Q 10 SAK4	0368800000	B.43
Q 10 SAK4	0368800000	I.9
Q 10 SAK4	0368800000	D.6
Q 10 SAK4	0368800000	A.36
Q 10 SAK4	0368800000	A.37
Q 10 SAK4	0368800000	C.4
Q 10 SAK4	0368800000	A.7
Q 10 SAK6N	0457000000	I.21
Q 10 SAK6N	0457000000	B.3
Q 10 SAK6N	0457000000	C.3
Q 10 SAK6N	0457000000	A.3
Q 10 SAK6N	0457000000	B.7
Q 10 SAK6N	0457000000	I.9
Q 10 SAK6N	0457000000	A.8
Q 10 SAKD2.5N	0368100000	B.2
Q 10 SAKD2.5N	0368100000	A.2
Q 2 AKZ1.5	0368200000	I.11
Q 2 AKZ1.5	0368200000	E.2
Q 2 AKZ1.5	0368200000	E.10
Q 2 AKZ4	0336400000	E.10
Q 2 AKZ4	0336400000	A.39
Q 2 AKZ4	0336400000	B.61
Q 2 AKZ4	0336400000	A.55
Q 2 AKZ4	0336400000	A.56
Q 2 AKZ4	0336400000	B.37
Q 2 AKZ4	0336400000	B.57
Q 2 AKZ4	0336400000	E.11
Q 2 AKZ4	0336400000	B.38
Q 2 AKZ4	0336400000	E.13
Q 2 AKZ4	0336400000	A.12
Q 2 AKZ4	0336400000	B.60
Q 2 AKZ4	0336400000	B.10
Q 2 AKZ4	0336400000	B.11
Q 2 AKZ4	0336400000	E.12
Q 2 AKZ4	0336400000	E.9
Q 2 AKZ4	0336400000	E.3
Q 2 AKZ4	0336400000	A.38
Q 2 AKZ4	0336400000	A.50
Q 2 AKZ4	0336400000	B.56
Q 2 AKZ4	0336400000	I.11
Q 2 AKZ4	0336400000	A.51
Q 2 AKZ4	0336400000	A.53
Q 2 AKZ4	0336400000	A.52
Q 2 AKZ4	0336400000	A.13
Q 2 AKZ4	0336400000	I.9
Q 2 AKZ4	0336400000	B.58
Q 2 AKZ4	0336400000	B.59
Q 2 AKZ4	0336400000	A.54
Q 2 AKZ4SS	0369000000	I.11
Q 2 AKZ4SS	0369000000	E.8
Q 2 DLI	1312500000	I.11
Q 2 SAK10	0457100000	A.8
Q 2 SAK10	0457100000	B.7
Q 2 SAK10	0457100000	B.3
Q 2 SAK10	0457100000	C.3
Q 2 SAK10	0457100000	A.3
Q 2 SAK10	0457100000	I.9
Q 2 SAK16	0457500000	B.4
Q 2 SAK16	0457500000	C.3
Q 2 SAK16	0457500000	A.9
Q 2 SAK16	0457500000	A.4
Q 2 SAK16	0457500000	B.7
Q 2 SAK16	0457500000	I.9
Q 2 SAK2.5	0337000000	B.39
Q 2 SAK2.5	0337000000	A.40
Q 2 SAK2.5	0337000000	B.38
Q 2 SAK2.5	0337000000	A.2
Q 2 SAK2.5	0337000000	A.7
Q 2 SAK2.5	0337000000	B.2
Q 2 SAK2.5	0337000000	B.6
Q 2 SAK2.5	0337000000	B.45
Q 2 SAK2.5	0337000000	C.2
Q 2 SAK4	0336700000	C.2
Q 2 SAK4	0336700000	C.4
Q 2 SAK4	0336700000	A.37
Q 2 SAK4	0336700000	B.3
Q 2 SAK4	0336700000	C.5
Q 2 SAK4	0336700000	I.9
Q 2 SAK4	0336700000	B.36
Q 2 SAK4	0336700000	A.36
Q 2 SAK4	0336700000	A.3
Q 2 SAK4	0336700000	D.6
Q 2 SAK4	0336700000	A.7
Q 2 SAK4	0336700000	B.6
Q 2 SAK4	0336700000	B.42
Q 2 SAK4	0336700000	B.43
Q 2 SAK6N	0456700000	I.21
Q 2 SAK6N	0456700000	I.9
Q 2 SAK6N	0456700000	A.8
Q 2 SAK6N	0456700000	B.3
Q 2 SAK6N	0456700000	C.3
Q 2 SAK6N	0456700000	A.3
Q 2 SAK6N	0456700000	B.7
Q 2 SAKD2.5N	0367800000	B.2
Q 2 SAKD2.5N	0367800000	A.2
Q 3 AKZ1.5	0368300000	I.11
Q 3 AKZ1.5	0368300000	E.10
Q 3 AKZ1.5	0368300000	E.2
Q 3 AKZ4	0336500000	A.50
Q 3 AKZ4	0336500000	B.10
Q 3 AKZ4	0336500000	B.60
Q 3 AKZ4	0336500000	B.61
Q 3 AKZ4	0336500000	E.10
Q 3 AKZ4	0336500000	A.51
Q 3 AKZ4	0336500000	E.9
Q 3 AKZ4	0336500000	A.13
Q 3 AKZ4	0336500000	B.58
Q 3 AKZ4	0336500000	E.3
Q 3 AKZ4	0336500000	A.52
Q 3 AKZ4	0336500000	E.13
Q 3 AKZ4	0336500000	B.59
Q 3 AKZ4	0336500000	B.38
Q 3 AKZ4	0336500000	A.12
Q 3 AKZ4	0336500000	E.12
Q 3 AKZ4	0336500000	I.9
Q 3 AKZ4	0336500000	A.39
Q 3 AKZ4	0336500000	A.54
Q 3 AKZ4	0336500000	B.11
Q 3 AKZ4	0336500000	B.37
Q 3 AKZ4	0336500000	A.56
Q 3 AKZ4	0336500000	A.38
Q 3 AKZ4	0336500000	A.53
Q 3 AKZ4	0336500000	B.57
Q 3 AKZ4	0336500000	A.55
Q 3 AKZ4	0336500000	E.11
Q 3 AKZ4	0336500000	I.11
Q 3 AKZ4	0336500000	B.56
Q 3 AKZ4SS	0369100000	I.11
Q 3 AKZ4SS	0369100000	E.8
Q 3 DLI	1312600000	I.11
Q 3 SAK10	0457200000	C.3
Q 3 SAK10	0457200000	B.7
Q 3 SAK10	0457200000	A.8
Q 3 SAK10	0457200000	A.3
Q 3 SAK10	0457200000	B.3
Q 3 SAK10	0457200000	I.9
Q 3 SAK16	0457600000	B.4
Q 3 SAK16	0457600000	A.9
Q 3 SAK16	0457600000	C.3
Q 3 SAK16	0457600000	B.7
Q 3 SAK16	0457600000	I.9
Q 3 SAK16	0457600000	A.4
Q 3 SAK2.5	0337100000	B.6
Q 3 SAK2.5	0337100000	B.38
Q 3 SAK2.5	0337100000	A.2
Q 3 SAK2.5	0337100000	C.2
Q 3 SAK2.5	0337100000	B.39
Q 3 SAK2.5	0337100000	B.45
Q 3 SAK2.5	0337100000	A.7
Q 3 SAK2.5	0337100000	B.2
Q 3 SAK2.5	0337100000	A.40
Q 3 SAK4	0336800000	A.3
Q 3 SAK4	0336800000	A.37
Q 3 SAK4	0336800000	B.36
Q 3 SAK4	0336800000	C.4
Q 3 SAK4	0336800000	I.9
Q 3 SAK4	0336800000	B.6
Q 3 SAK4	0336800000	C.5
Q 3 SAK4	0336800000	D.6
Q 3 SAK4	0336800000	A.7
Q 3 SAK4	0336800000	B.42
Q 3 SAK4	0336800000	B.43
Q 3 SAK4	0336800000	B.3
Q 3 SAK4	0336800000	A.36
Q 3 SAK4	0336800000	C.2
Q 3 SAK6N	0456800000	B.3
Q 3 SAK6N	0456800000	I.9
Q 3 SAK6N	0456800000	A.3
Q 3 SAK6N	0456800000	A.8
Q 3 SAK6N	0456800000	B.7
Q 3 SAK6N	0456800000	I.21
Q 3 SAK6N	0456800000	C.3
Q 3 SAKD2.5N	0367900000	B.2
Q 3 SAKD2.5N	0367900000	A.2

Type	Order No.	Page
Q 4 AKZ1.5	0368400000	E.10
Q 4 AKZ1.5	0368400000	I.11
Q 4 AKZ1.5	0368400000	E.2
Q 4 AKZ4	0336600000	B.58
Q 4 AKZ4	0336600000	A.55
Q 4 AKZ4	0336600000	A.54
Q 4 AKZ4	0336600000	A.12
Q 4 AKZ4	0336600000	B.61
Q 4 AKZ4	0336600000	A.53
Q 4 AKZ4	0336600000	A.39
Q 4 AKZ4	0336600000	B.59
Q 4 AKZ4	0336600000	B.60
Q 4 AKZ4	0336600000	A.56
Q 4 AKZ4	0336600000	B.57
Q 4 AKZ4	0336600000	E.3
Q 4 AKZ4	0336600000	A.50
Q 4 AKZ4	0336600000	A.38
Q 4 AKZ4	0336600000	A.51
Q 4 AKZ4	0336600000	E.9
Q 4 AKZ4	0336600000	B.11
Q 4 AKZ4	0336600000	I.11
Q 4 AKZ4	0336600000	A.52
Q 4 AKZ4	0336600000	A.13
Q 4 AKZ4	0336600000	B.37
Q 4 AKZ4	0336600000	E.12
Q 4 AKZ4	0336600000	B.10
Q 4 AKZ4	0336600000	B.38
Q 4 AKZ4	0336600000	E.13
Q 4 AKZ4	0336600000	E.11
Q 4 AKZ4	0336600000	E.10
Q 4 AKZ4	0336600000	B.56
Q 4 AKZ4SS	0369200000	I.11
Q 4 AKZ4SS	0369200000	E.8
Q 4 DLI	1312700000	I.11
Q 4 SAK10	0457300000	C.3
Q 4 SAK10	0457300000	B.7
Q 4 SAK10	0457300000	A.3
Q 4 SAK10	0457300000	I.9
Q 4 SAK10	0457300000	B.3
Q 4 SAK10	0457300000	A.8
Q 4 SAK16	0457700000	B.4
Q 4 SAK16	0457700000	I.9
Q 4 SAK16	0457700000	A.4
Q 4 SAK16	0457700000	C.3
Q 4 SAK16	0457700000	A.9
Q 4 SAK16	0457700000	B.7
Q 4 SAK2.5	0337200000	A.40
Q 4 SAK2.5	0337200000	A.2
Q 4 SAK2.5	0337200000	B.6
Q 4 SAK2.5	0337200000	B.45
Q 4 SAK2.5	0337200000	A.7
Q 4 SAK2.5	0337200000	B.39
Q 4 SAK2.5	0337200000	B.38
Q 4 SAK2.5	0337200000	B.2
Q 4 SAK2.5	0337200000	C.2
Q 4 SAK4	0336900000	A.37
Q 4 SAK4	0336900000	B.3
Q 4 SAK4	0336900000	A.36
Q 4 SAK4	0336900000	C.4
Q 4 SAK4	0336900000	B.43
Q 4 SAK4	0336900000	C.2
Q 4 SAK4	0336900000	C.5
Q 4 SAK4	0336900000	B.36
Q 4 SAK4	0336900000	I.9
Q 4 SAK4	0336900000	B.42
Q 4 SAK4	0336900000	B.6
Q 4 SAK4	0336900000	A.7
Q 4 SAK4	0336900000	D.6
Q 4 SAK4	0336900000	A.3
Q 4 SAK6N	0456900000	A.8
Q 4 SAK6N	0456900000	I.21
Q 4 SAK6N	0456900000	A.3
Q 4 SAK6N	0456900000	B.3
Q 4 SAK6N	0456900000	B.7
Q 4 SAK6N	0456900000	C.3
Q 4 SAK6N	0456900000	I.9
Q 4 SAKD2.5N	0368000000	A.2
Q 4 SAKD2.5N	0368000000	B.2
QB 10 SAKT1	0343800000	I.21
QB 2 SAKT1	0205700000	I.21
QB 2 WI RA6 IS	0482700000	B.40
QB 2 WI RA6 IS	0482700000	B.57
QB 2 WI RA6 IS	0482700000	B.58
QB 2 WI RA6 IS	0482700000	A.20
QB 2 WI RA6 IS	0482700000	A.53
QB 2 WI RA6 IS	0482700000	B.60
QB 2 WI RA6 IS	0482700000	A.54
QB 2 WI RA6 IS	0482700000	B.61
QB 2 WI RA6 IS	0482700000	A.51
QB 2 WI RA6 IS	0482700000	B.16
QB 2 WI RA6 IS	0482700000	B.39
QB 2 WI RA6 IS	0482700000	B.38
QB 2 WI RA6 IS	0482700000	B.56
QB 2 WI RA6 IS	0482700000	A.56
QB 2 WI RA6 IS	0482700000	B.59
QB 2 WI RA6 IS	0482700000	A.52
QB 2 WI RA6 IS	0482700000	A.55
QB 2 WI RA6 IS	0482700000	A.19
QB 2 WI RA6 IS	0482700000	B.17
QB 2 WI RA6 IS	0482700000	A.18

Type	Order No.	Page
QB 2 WI RA6 IS	0482700000	A.50
QB 2 WI RA8 IS	0461100000	E.6
QB 2 WI RA8 IS	0461100000	C.7
QB 2 WI RA8 IS	0461100000	B.21
QB 3 SAKT1	0205800000	I.21
QB 3 WI RA6 IS	0482800000	A.19
QB 3 WI RA6 IS	0482800000	B.57
QB 3 WI RA6 IS	0482800000	B.61
QB 3 WI RA6 IS	0482800000	B.39
QB 3 WI RA6 IS	0482800000	B.60
QB 3 WI RA6 IS	0482800000	B.56
QB 3 WI RA6 IS	0482800000	B.16
QB 3 WI RA6 IS	0482800000	B.38
QB 3 WI RA6 IS	0482800000	B.17
QB 3 WI RA6 IS	0482800000	A.55
QB 3 WI RA6 IS	0482800000	A.20
QB 3 WI RA6 IS	0482800000	B.40
QB 3 WI RA6 IS	0482800000	B.59
QB 3 WI RA6 IS	0482800000	A.50
QB 3 WI RA6 IS	0482800000	A.18
QB 3 WI RA6 IS	0482800000	A.56
QB 3 WI RA6 IS	0482800000	B.58
QB 3 WI RA6 IS	0482800000	A.54
QB 3 WI RA6 IS	0482800000	A.53
QB 3 WI RA6 IS	0482800000	A.52
QB 3 WI RA6 IS	0482800000	A.51
QB 3 WI RA8 IS	0461200000	E.6
QB 3 WI RA8 IS	0461200000	C.7
QB 3 WI RA8 IS	0461200000	B.21
QB 4 SAKT1	0205900000	I.21
QB 4 WI RA6 IS	0482900000	A.53
QB 4 WI RA6 IS	0482900000	B.56
QB 4 WI RA6 IS	0482900000	A.54
QB 4 WI RA6 IS	0482900000	B.61
QB 4 WI RA6 IS	0482900000	B.58
QB 4 WI RA6 IS	0482900000	A.55
QB 4 WI RA6 IS	0482900000	B.59
QB 4 WI RA6 IS	0482900000	B.57
QB 4 WI RA6 IS	0482900000	A.52
QB 4 WI RA6 IS	0482900000	B.60
QB 4 WI RA6 IS	0482900000	A.50
QB 4 WI RA6 IS	0482900000	B.16
QB 4 WI RA6 IS	0482900000	B.40
QB 4 WI RA6 IS	0482900000	A.18
QB 4 WI RA6 IS	0482900000	A.56
QB 4 WI RA6 IS	0482900000	A.20
QB 4 WI RA6 IS	0482900000	B.39
QB 4 WI RA8 IS	0461300000	E.6
QB 4 WI RA8 IS	0461300000	C.7
QB 4 WI RA8 IS	0461300000	B.21
QL 10 RSF1+2	0341700000	B.29
QL 10 RSF1+2	0341700000	B.28
QL 10 SAK10	0470600000	I.9
QL 10 SAK16	0471000000	I.9
QL 10 SAK2.5	0338100000	I.9
QL 10 SAK2.5	0338100000	A.33
QL 10 SAK2.5	0338100000	B.32
QL 10 SAK2.5	0338100000	I.10
QL 10 SAK35	0338600000	C.4
QL 10 SAK35	0338600000	B.8
QL 10 SAK35	0338600000	A.5
QL 10 SAK35	0338600000	A.4
QL 10 SAK35	0338600000	I.11
QL 10 SAK35	0338600000	I.9
QL 10 SAK35	0338600000	B.4
QL 10 SAK35	0338600000	B.5
QL 10 SAK35N	0565200000	B.9
QL 10 SAK35N	0565200000	A.5
QL 10 SAK35N	0565200000	B.5
QL 10 SAK35N	0565200000	A.9
QL 10 SAK35N	0565200000	I.9
QL 10 SAK4	0338200000	B.37
QL 10 SAK4	0338200000	A.38
QL 10 SAK4	0338200000	A.37
QL 10 SAK4	0338200000	I.10
QL 10 SAK4	0338200000	I.9
QL 10 SAK4	0338200000	B.44
QL 10 SAK6N	0338300000	B.31
QL 10 SAK6N	0338300000	A.11
QL 10 SAK6N	0338300000	I.9
QL 10 SAK6N	0338300000	I.10
QL 10 SAK6N	0338300000	I.21
QL 10 SAK6N	0338300000	B.28
QL 10 SAK6N	0338300000	B.32
QL 10 SAK6N	0338300000	A.32
QL 10 SAK6N	0338300000	A.33
QL 10 SAKA10	0338500000	B.19
QL 10 SAKA10	0338500000	B.30
QL 10 SAKB10	0338400000	B.30
QL 10 SAKK 10	9502680000	D.3
QL 10 SAKK 10 TIN	9509500000	D.3
QL 10 SAKK 4	9502570000	D.2
QL 10 SAKK 4 TIN	9509450000	D.2
QL 10 SAKS1	0338800000	I.9
QL 10 SAKS1	0338800000	B.23
QL 10 SAKS1	0338800000	A.25

Type	Order No.	Page
QL 10 SAKS1	0338800000	A.24
QL 10 SAKS2	0338900000	A.26
QL 10 SAKS2	0338900000	A.27
QL 10 SAKS2	0338900000	I.9
QL 10 SAKS2	0338900000	B.25
QL 10 SAKS2	0338900000	B.24
QL 10 SAKS4	0339000000	A.27
QL 10 SAKS4	0339000000	I.9
QL 10 SAKS4	0339000000	B.24
QL 10 SAKS4	0339000000	B.25
QL 10 SAKS4	0339000000	A.26
QL 15 SAK6N	0221200000	I.21
QL 2 DLI	0297200000	I.9
QL 2 KST10	9501370000	B.55
QL 2 KST10	9501370000	A.49
QL 2 KST12	9501380000	A.49
QL 2 KST12	9501380000	B.55
QL 2 KST6	9501350000	B.54
QL 2 KST6	9501350000	A.48
QL 2 KST8	9501360000	B.55
QL 2 KST8	9501360000	A.49
QL 2 RSF1+2	0267400000	B.29
QL 2 RSF1+2	0267400000	B.28
QL 2 SAK10	0470300000	I.10
QL 2 SAK10	0470300000	I.9
QL 2 SAK16	0470700000	I.9
QL 2 SAK2.5	0155900000	A.33
QL 2 SAK2.5	0155900000	I.9
QL 2 SAK2.5	0155900000	B.32
QL 2 SAK2.5	0155900000	I.10
QL 2 SAK35	0123600000	B.8
QL 2 SAK35	0123600000	I.9
QL 2 SAK35	0123600000	C.4
QL 2 SAK35	0123600000	B.5
QL 2 SAK35	0123600000	B.4
QL 2 SAK35	0123600000	A.4
QL 2 SAK35	0123600000	A.5
QL 2 SAK35N	0564900000	I.9
QL 2 SAK35N	0564900000	A.9
QL 2 SAK35N	0564900000	B.5
QL 2 SAK35N	0564900000	B.9
QL 2 SAK35N	0564900000	A.5
QL 2 SAK4	0130600000	A.38
QL 2 SAK4	0130600000	B.44
QL 2 SAK4	0130600000	B.37
QL 2 SAK4	0130600000	A.37
QL 2 SAK4	0130600000	I.10
QL 2 SAK4	0130600000	I.9
QL 2 SAK6N	0194300000	A.32
QL 2 SAK6N	0194300000	I.9
QL 2 SAK6N	0194300000	I.10
QL 2 SAK6N	0194300000	A.11
QL 2 SAK6N	0194300000	A.33
QL 2 SAK6N	0194300000	B.32
QL 2 SAK6N	0194300000	B.28
QL 2 SAK6N	0194300000	I.21
QL 2 SAK6N	0194300000	B.31
QL 2 SAK6N-SAK35	0207400000	I.10
QL 2 SAK70	0345300000	A.6
QL 2 SAK70	0345300000	B.9
QL 2 SAK70	0345300000	I.9
QL 2 SAKA10	0135500000	I.10
QL 2 SAKA10	0135500000	B.19
QL 2 SAKA10	0135500000	A.20
QL 2 SAKA10	0135500000	B.30
QL 2 SAKB10	0114100000	B.30
QL 2 SAKG28	0551200000	I.9
QL 2 SAKG28	0551200000	A.10
QL 2 SAKG28	0551200000	B.47
QL 2 SAKG28	0551200000	B.9
QL 2 SAKG28	0551200000	B.46
QL 2 SAKG32+70	0194000000	A.44
QL 2 SAKG32+70	0194000000	B.48
QL 2 SAKG32+70	0194000000	B.49
QL 2 SAKG32+70	0194000000	B.50
QL 2 SAKG32+70	0194000000	A.43
QL 2 SAKG32+70	0194000000	A.42
QL 2 SAKG40	0194100000	B.50
QL 2 SAKG40	0194100000	B.51
QL 2 SAKG40/35	0211400000	A.45
QL 2 SAKG46	0247000000	A.47
QL 2 SAKG46	0247000000	B.52
QL 2 SAKG46	0247000000	A.46
QL 2 SAKG54	0264400000	A.47
QL 2 SAKG54	0264400000	B.53
QL 2 SAKK 10	9502650000	D.3
QL 2 SAKK 10 TIN	9509470000	D.3
QL 2 SAKK 4	9502540000	D.2
QL 2 SAKK 4 TIN	9509420000	D.2
QL 2 SAKS1	0191400000	A.24
QL 2 SAKS1	0191400000	I.9
QL 2 SAKS1	0191400000	A.25
QL 2 SAKS1	0191400000	B.23
QL 2 SAKS1	0191400000	B.22
QL 2 SAKS2	0207800000	A.26
QL 2 SAKS2	0207800000	I.9
QL 2 SAKS2	0207800000	B.25
QL 2 SAKS2	0207800000	A.27
QL 2 SAKS2	0207800000	B.24
QL 2 SAKS4	0328000000	B.25

Type	Order No.	Page
QL 2 SAKS4	0328000000	I.9
QL 2 SAKS4	0328000000	B.24
QL 2 SAKS4	0328000000	A.27
QL 2 SAKS4	0328000000	A.26
QL 3 DLI	0297300000	I.9
QL 3 RSF1+2	0267500000	B.28
QL 3 RSF1+2	0267500000	B.29
QL 3 SAK10	0470400000	I.9
QL 3 SAK16	0470800000	I.9
QL 3 SAK2.5	0156000000	B.32
QL 3 SAK2.5	0156000000	I.10
QL 3 SAK2.5	0156000000	I.9
QL 3 SAK2.5	0156000000	A.33
QL 3 SAK35	0123700000	C.4
QL 3 SAK35	0123700000	B.8
QL 3 SAK35	0123700000	B.4
QL 3 SAK35	0123700000	A.4
QL 3 SAK35	0123700000	A.5
QL 3 SAK35	0123700000	I.9
QL 3 SAK35	0123700000	B.5
QL 3 SAK35N	0565000000	B.9
QL 3 SAK35N	0565000000	A.5
QL 3 SAK35N	0565000000	I.9
QL 3 SAK35N	0565000000	B.5
QL 3 SAK35N	0565000000	A.9
QL 3 SAK4	0130700000	A.37
QL 3 SAK4	0130700000	I.9
QL 3 SAK4	0130700000	A.38
QL 3 SAK4	0130700000	B.44
QL 3 SAK4	0130700000	B.37
QL 3 SAK6N	0194400000	I.10
QL 3 SAK6N	0194400000	B.28
QL 3 SAK6N	0194400000	A.32
QL 3 SAK6N	0194400000	I.21
QL 3 SAK6N	0194400000	A.33
QL 3 SAK6N	0194400000	B.32
QL 3 SAK6N	0194400000	A.11
QL 3 SAK6N	0194400000	I.9
QL 3 SAK6N	0194400000	B.31
QL 3 SAK70	0167000000	I.9
QL 3 SAK70	0167000000	B.9
QL 3 SAK70	0167000000	A.6
QL 3 SAKA10	0135600000	B.19
QL 3 SAKA10	0135600000	A.20
QL 3 SAKA10	0135600000	B.30
QL 3 SAKB10	0114300000	B.30
QL 3 SAKG28	0407600000	B.46
QL 3 SAKG28	0407600000	I.9
QL 3 SAKG28	0407600000	B.47
QL 3 SAKG28	0407600000	A.10
QL 3 SAKG28	0407600000	B.9
QL 3 SAKG32+70	0441500000	A.43
QL 3 SAKG32+70	0441500000	A.42
QL 3 SAKG32+70	0441500000	A.44
QL 3 SAKG32+70	0441500000	B.48
QL 3 SAKG32+70	0441500000	B.49
QL 3 SAKG32+70	0441500000	B.50
QL 3 SAKG40	0263500000	B.50
QL 3 SAKG40	0263500000	B.51
QL 3 SAKG40/35	0444900000	A.45
QL 3 SAKG46	0444400000	A.46
QL 3 SAKG46	0444400000	B.52
QL 3 SAKG46	0444400000	A.47
QL 3 SAKG54	0408000000	B.53
QL 3 SAKG54	0408000000	A.47
QL 3 SAKK 10	9502660000	D.3
QL 3 SAKK 10 TIN	9509480000	D.3
QL 3 SAKK 4	9502550000	D.2
QL 3 SAKK 4 TIN	9509430000	D.2
QL 3 SAKS1	0191500000	A.24
QL 3 SAKS1	0191500000	B.22
QL 3 SAKS1	0191500000	I.9
QL 3 SAKS1	0191500000	B.23
QL 3 SAKS1	0191500000	A.25
QL 3 SAKS2	0207900000	A.26
QL 3 SAKS2	0207900000	B.24
QL 3 SAKS2	0207900000	A.27
QL 3 SAKS2	0207900000	B.25
QL 3 SAKS2	0207900000	I.9
QL 3 SAKS4	0328100000	B.25
QL 3 SAKS4	0328100000	B.24
QL 3 SAKS4	0328100000	I.9
QL 3 SAKS4	0328100000	A.27
QL 3 SAKS4	0328100000	A.26
QL 4 RSF1+2	0267600000	B.29
QL 4 RSF1+2	0267600000	B.28
QL 4 SAK10	0470500000	I.9
QL 4 SAK16	0470900000	I.9
QL 4 SAK2.5	0156100000	I.9
QL 4 SAK2.5	0156100000	A.33
QL 4 SAK2.5	0156100000	B.32
QL 4 SAK2.5	0156100000	I.10
QL 4 SAK35	0123800000	A.4
QL 4 SAK35	0123800000	I.9
QL 4 SAK35	0123800000	C.4
QL 4 SAK35	0123800000	B.5
QL 4 SAK35	0123800000	B.4
QL 4 SAK35	0123800000	B.8
QL 4 SAK35	0123800000	A.5
QL 4 SAK35N	0565100000	B.5

Type	Order No.	Page
QL 4 SAK35N	0565100000	B.9
QL 4 SAK35N	0565100000	A.9
QL 4 SAK35N	0565100000	A.5
QL 4 SAK35N	0565100000	I.9
QL 4 SAK4	0130800000	B.44
QL 4 SAK4	0130800000	B.37
QL 4 SAK4	0130800000	A.38
QL 4 SAK4	0130800000	A.37
QL 4 SAK4	0130800000	I.10
QL 4 SAK4	0130800000	I.9
QL 4 SAK6N	0194500000	A.11
QL 4 SAK6N	0194500000	I.9
QL 4 SAK6N	0194500000	A.33
QL 4 SAK6N	0194500000	B.28
QL 4 SAK6N	0194500000	B.32
QL 4 SAK6N	0194500000	I.21
QL 4 SAK6N	0194500000	B.31
QL 4 SAK6N	0194500000	A.32
QL 4 SAK6N	0194500000	I.10
QL 4 SAKA10	0135700000	B.30
QL 4 SAKA10	0135700000	B.19
QL 4 SAKA10	0135700000	A.20
QL 4 SAKB10	0114500000	B.30
QL 4 SAKG28	0407700000	B.47
QL 4 SAKG28	0407700000	I.9
QL 4 SAKG28	0407700000	A.10
QL 4 SAKG28	0407700000	B.46
QL 4 SAKG28	0407700000	B.9
QL 4 SAKG32+70	0441600000	B.49
QL 4 SAKG32+70	0441600000	A.43
QL 4 SAKG32+70	0441600000	A.42
QL 4 SAKG32+70	0441600000	A.44
QL 4 SAKG32+70	0441600000	B.48
QL 4 SAKG32+70	0441600000	B.50
QL 4 SAKG40	0409800000	B.50
QL 4 SAKG40	0409800000	B.51
QL 4 SAKG40/35	0445000000	A.45
QL 4 SAKG46	0444500000	A.46
QL 4 SAKG46	0444500000	B.52
QL 4 SAKG46	0444500000	A.47
QL 4 SAKG54	0247400000	B.53
QL 4 SAKG54	0247400000	A.47
QL 4 SAKK 10	9502670000	D.3
QL 4 SAKK 10 TIN	9509490000	D.3
QL 4 SAKK 4	9502560000	D.2
QL 4 SAKK 4 TIN	9509440000	D.2
QL 4 SAKS1	0191600000	A.25
QL 4 SAKS1	0191600000	A.24
QL 4 SAKS1	0191600000	B.23
QL 4 SAKS1	0191600000	I.9
QL 4 SAKS1	0191600000	B.22
QL 4 SAKS2	0208000000	A.27
QL 4 SAKS2	0208000000	A.26
QL 4 SAKS2	0208000000	I.9
QL 4 SAKS2	0208000000	B.24
QL 4 SAKS2	0208000000	B.25
QL 4 SAKS4	0328200000	I.9
QL 4 SAKS4	0328200000	A.26
QL 4 SAKS4	0328200000	B.25
QL 4 SAKS4	0328200000	B.24
QL 4 SAKS4	0328200000	A.27
QL 5 SAK6N	0220500000	I.21
QL 6 SAK6N	0220600000	I.21
QS 2/10/4	0270860000	I.13
QS 2/10/4	0270860000	I.21
QS 2/12/4	0270760000	I.13
QS 2/12/4	0270760000	I.21
QS 2/6.5/2.3 SAK4	0212700000	I.13
QS 2/8/4	0270960000	A.32
QS 2/8/4	0270960000	A.33
QS 2/8/4	0270960000	I.13
QS 2/8/4	0270960000	B.32
QS 2/8/4	0270960000	B.31
QS 2/8/4	0270960000	I.21
QVS 2 SAKT1+2	0307300000	B.31
QVS 2 SAKT1+2	0307300000	A.32
QVS 2 SAKT1+2	0307300000	I.20
QVS 2 SAKT1+2	0307300000	A.33
QVS 2 SAKT1+2	0307300000	B.32
QVS 2/4 SAKT4	1319260000	B.32
QVS 2/4 SAKT4	1319260000	A.33
QVS 2/S SAKT1+2	0358460000	I.20
QVS 3 SAKT1+2	0329300000	I.20
QVS 3 SAKT1+2	0329300000	A.33
QVS 3 SAKT1+2	0329300000	B.31
QVS 3 SAKT1+2	0329300000	B.32
QVS 3 SAKT1+2	0329300000	A.32
QVS 4 SAKT1+2	0307400000	B.32
QVS 4 SAKT1+2	0307400000	B.31
QVS 4 SAKT1+2	0307400000	A.32
QVS 4 SAKT1+2	0307400000	A.33
QVS 4 SAKT1+2	0307400000	I.20
QVSK 2 SAKT1	1670360000	I.20

R

Reiniger 2000 25ml	1772130000	K.24
Reiniger 2000 25ml	1772130000	K.25
REINIGUNGSBECHER	1288300000	K.24
RSF 1 KRG	0270320000	B.28
RSF 2	0623320000	B.29
RSF 3 PA	0497560000	B.28
RSF 3/35	9501160000	A.11

S

SAK 10	0110060000	B.3
SAK 10 BL	0110080000	B.3
SAK 10 BL	0110080000	I.7
SAK 10 KRG	0110020000	B.7
SAK 10 KRG/BL	0110070000	I.7
SAK 10 KRG/BL	0110070000	B.7
SAK 10 OR	0110040000	I.7
SAK 10/35	0443760000	A.3
SAK 10/35 BL	0443780000	A.3
SAK 10/35 BL	0443780000	I.7
SAK 10/35 KRG	0443720000	A.8
SAK 10/35 KRG/BL	0443770000	A.8
SAK 10/35 KRG/BL	0443770000	I.7
SAK 10/EN	0337660000	C.3
SAK 10/EN BL	1784410000	C.3
SAK 10/EN BL	1784410000	I.7
SAK 10/EN GR RAL 7042	1853960000	I.7
SAK 10/EN OR	1772830000	I.7
SAK 10/EN SW	1773900000	I.7
SAK 16	0271060000	B.4
SAK 16 BL	0271080000	I.7
SAK 16 BL	0271080000	B.4
SAK 16 KRG	0271020000	B.7
SAK 16/35 KRG	0380620000	A.9
SAK 16/35 PA	0380660000	A.4
SAK 16/35 PA/BL	0380680000	I.7
SAK 16/35 PA/BL	0380680000	A.4
SAK 16/EN	0339760000	C.3
SAK 16/EN BL	1784390000	I.7
SAK 16/EN BL	1784390000	C.3
SAK 2.5	0279660000	B.2
SAK 2.5 AL BLUE (E)	6253140000	I.7
SAK 2.5 BL	0279680000	I.7
SAK 2.5 BL	0279680000	B.2
SAK 2.5 BL RS-SET	1817860000	I.7
SAK 2.5 KRG	0279620000	B.6
SAK 2.5 KRG/BL	0279670000	I.7
SAK 2.5 KRG/BL	0279670000	B.6
SAK 2.5 LS KRG	0544120000	B.45
SAK 2.5 OR	1326360000	I.7
SAK 2.5 SL	0351460000	B.39
SAK 2.5 SW 1X1	0108560000	I.7
SAK 2.5 SW 1X1	0108560000	B.38
SAK 2.5 SW 1X1/KRG	0108520000	I.7
SAK 2.5/35	0380460000	A.2
SAK 2.5/35 BL	0380480000	A.2
SAK 2.5/35 BL	0380480000	I.7
SAK 2.5/35 DBL	1799920000	I.7
SAK 2.5/35 GE	1821480000	I.7
SAK 2.5/35 KRG	0380420000	A.7
SAK 2.5/35 KRG/BL	0380470000	A.7
SAK 2.5/35 KRG/BL	0380470000	I.7
SAK 2.5/35 LL	0567260000	A.40
SAK 2.5/35 OR	0380440000	I.7
SAK 2.5/35 RT	1799910000	I.7
SAK 2.5/35 SW	1799900000	I.7
SAK 2.5/35 SW 1X1	0514060000	I.7
SAK 2.5/EN	0218660000	C.2
SAK 2.5/EN BL	0218680000	I.7
SAK 2.5/EN BL	0218680000	C.2
SAK 2.5/EN BR	1858450000	I.7
SAK 2.5/EN SW	1858440000	I.7
SAK 2.5/EN WS	1858460000	I.7
SAK 2.5/TC AL	0107160000	B.34
SAK 2.5/TC AL BL	0107180000	I.7
SAK 2.5/TC CH	0107260000	B.34
SAK 2.5/TC CH BL	0107280000	I.7
SAK 2.5/TC CO	0189860000	B.34
SAK 2.5/TC CU	0189960000	B.34
SAK 2.5/TC FE	0190060000	B.34
SAK 35	0303560000	B.4
SAK 35 BL	0303580000	B.4
SAK 35 KRG	0303520000	B.8
SAK 35/35	0380760000	A.4
SAK 35/35 BL	0380780000	A.4
SAK 35/35 BL	0380780000	I.7
SAK 35/35/IK	0582460000	A.5
SAK 35/EN	0339860000	C.4
SAK 35/EN BL	1784400000	C.4
SAK 35/EN BL	1784400000	I.7
SAK 35/IK	0476560000	B.5
SAK 35/IK KRG	0476520000	B.8
SAK 35N	0550660000	B.5
SAK 35N KRG	0550620000	B.9
SAK 35N/35	0608260000	A.5
SAK 35N/35 KRG	0608220000	A.9
SAK 35N/35/IK	0608360000	A.5
SAK 35N/35/IK KRG	0608320000	A.9
SAK 35N/35/IK KRG/BL	0608370000	A.9
SAK 35N/IK	0555760000	B.5
SAK 4	1716240000	B.3
SAK 4 BL	0128380000	B.3
SAK 4 BL	0128380000	I.7
SAK 4 BL RS-SET	1817780000	I.7
SAK 4 CUN/EP/SW	0168800000	D.6
SAK 4 EP/SW	0128300000	I.7
SAK 4 EP/SW	0128300000	D.6
SAK 4 KRG	0128320000	B.6
SAK 4 KRG BL	0128370000	I.7
SAK 4 KRG BL	0128370000	B.6
SAK 4 OR	0105060000	I.7
SAK 4 S 6.3/2.8	0401260000	B.37
SAK 4 S 6.3/2.8/KRG	0401220000	B.44
SAK 4 S/35 6.3/2.8	0630360000	A.37
SAK 4 SS 6.3/2.8	0479660000	B.37
SAK 4 SS 6.3/2.8 KRG	0479620000	B.44
SAK 4 SS 6.3/KRG	0352920000	B.44
SAK 4 SS/35 6.3 GR	0646930000	I.7
SAK 4 SS/35 6.3/2.8	0630460000	A.38
SAK 4/35	0443660000	A.3
SAK 4/35 BL	0443680000	A.3
SAK 4/35 BL	0443680000	I.7
SAK 4/35 KRG	0443620000	A.7
SAK 4/35 KRG/BL	0443670000	A.7
SAK 4/35 KRG/BL	0443670000	I.7
SAK 4/35 OR	1323660000	I.7
SAK 4/35/AP GG	0443650000	I.7
SAK 4/EN	0467460000	C.2
SAK 4/EN BL	0467480000	I.7
SAK 4/EN BL	0467480000	C.2
SAK 4/EN BR	9130990000	I.7
SAK 4/EN GE	9129930000	I.7
SAK 4/EN GN	9129950000	I.7
SAK 4/EN GR	9129960000	I.7
SAK 4/EN GR 7042	1853950000	I.7
SAK 4/EN OR	0467400000	I.7
SAK 4/EN RT	9129920000	I.7
SAK 4/EN SW	9130980000	I.7
SAK 4/EN WS	1773340000	I.7
SAK 6/35 GN/GE	1866850000	I.7
SAK 6/35 KRG	0380520000	A.8
SAK 6/35 KRG/BL	0380570000	A.8
SAK 6/35 KRG/BL	0380570000	I.7
SAK 6/35 PA	0380560000	A.3
SAK 6/35 PA/BL	0380580000	I.7
SAK 6/35 PA/BL	0380580000	A.3
SAK 6/EN	0212860000	C.3
SAK 6/EN BL	0212880000	I.7
SAK 6/EN BL	0212880000	C.3
SAK 6/EN GE	1772820000	I.7
SAK 6/EN OR	1772810000	I.7
SAK 6/EN RT	0212840000	I.7
SAK 6/EN SW	0212810000	I.7
SAK 6/EN WS	1773350000	I.7
SAK 6N	0193260000	B.3
SAK 6N BL	0193280000	I.7
SAK 6N BL	0193280000	B.3
SAK 6N KRG	0193220000	B.7
SAK 70 KRG	0340820000	B.9
SAK 70 KRG/BL	0340870000	B.9
SAK 70 KRG/BL	0340870000	I.7
SAK 70/35	0139160000	A.6
SAK 95 KRG	0550520000	B.9
SAK 95/35 KRG	0662220000	A.10
SAK 95/35 KRG/BL	0662270000	I.7
SAKA 10	0134120000	B.30
SAKA 10/EN 2GL 230VAC	8109130000	C.8
SAKA 10/EN 2GL 24VUC	8150150000	C.8
SAKB 10	0134920000	B.30
SAKC 10 2STB	0324120000	B.19
SAKC 10/35 1STB4 KRG	1404520000	A.20
SAKC 4 KRG	0340720000	B.19
SAKC 4/2STB7 BL	0340670000	I.7
SAKC 4/35	0357520000	A.20
SAKD 2.5/35	0268860000	A.2
SAKD 2.5/35 BL	0268880000	I.7
SAKD 2.5/35 BL	0268880000	A.2
SAKD 2.5N	0215560000	B.2
SAKD 2.5N BL	0215580000	B.2
SAKD 2.5N BL	0215580000	I.7
SAKE 35	0144400000	B.14
SAKE 70/32	0213200000	B.15
SAKG 28 I	0170020000	B.46
SAKG 28 II	0170320000	B.47
SAKG 28 II/GW	0185020000	B.47
SAKG 28 III	0170820000	B.48
SAKG 32 I	0286620000	B.48
SAKG 32 II	0170420000	B.49
SAKG 32 II/GW	0185120000	B.49
SAKG 32 III	0286720000	B.49
SAKG 32/35 I	0637120000	A.42
SAKG 32/35 II	0637320000	A.43
SAKG 32/35 II/GW	0637420000	A.43
SAKG 32/35 III	0637220000	A.44
SAKG 40 I	0286820000	B.50
SAKG 40 II	0170520000	B.51
SAKG 40 II/GW	0185220000	B.51
SAKG 40 III	0286920000	B.51
SAKG 40/35 I	0637520000	A.45
SAKG 40/35 II	0637720000	A.45
SAKG 40/35 II/GW	0637820000	A.45
SAKG 40/35 III	0637620000	A.46
SAKG 46 II	0170620000	B.52
SAKG 46 II/GW	0185320000	B.52
SAKG 46/35 II	0637920000	A.46
SAKG 46/35 II/GW	0638020000	A.47
SAKG 54 II	0170720000	B.53
SAKG 54 II/GW	0185420000	B.53
SAKG 54/35 II	0638120000	A.47
SAKG 54/35 II/GW	0638220000	A.47
SAKG 70 II/GW	0150420000	B.50
SAKG 70/35 II/GW	0636620000	A.44
SAKH 10 CUN/EP/SW	1104700000	D.7
SAKH 10 EP/SW	0126700000	I.7
SAKH 10 EP/SW	0126700000	D.7
SAKH 35 EP/SW	1596240000	D.7
SAKH 35 EP/SW	1596240000	I.7
SAKH 6 EP/SW	0126600000	I.7
SAKH 6 EP/SW	0126600000	D.6
SAKK 10	9502610000	D.3
SAKK 10 KER/WS	1598090000	D.3
SAKK 4	9502600000	D.2
SAKK 4 KER/WS	1598080000	D.2
SAKR	0412160000	B.16
SAKR 15	0412760000	E.3
SAKR 15 2STB	0412860000	E.3
SAKR 2STB	0412260000	B.16
SAKR 2STB BL	0412280000	B.16
SAKR 2STB BL	0412280000	I.7
SAKR 2STB KRG	0412220000	B.18
SAKR BL	0412180000	I.7
SAKR BL	0412180000	B.16
SAKR KRG	0412120000	B.18
SAKR LL	0464460000	B.40
SAKR LL 2STB	0294260000	B.41
SAKR LS 2STB	0518160000	B.40
SAKR OR	1461960000	I.7
SAKR TS SE 1.6	0469360000	B.39
SAKR/35	0172160000	A.18
SAKR/35 2STB BL	0183380000	I.7
SAKR/35 BL	0172180000	I.7
SAKR/35 BL	0172180000	A.18
SAKR/35 WS	0172190000	I.7
SAKRD/35	0185760000	A.18
SAKS 1/32 G20 GL 115VAC	0385320000	B.22
SAKS 1/32 G20 GL 230VAC	0306120000	B.22
SAKS 1/32 G20 LD 24VDC	0371420000	B.22
SAKS 1/32 G25 GL 230VAC	0309320000	B.23
SAKS 1/35 G20 GL 115VAC	8068330000	A.24
SAKS 1/35 G20 GL 230VAC	0199920000	A.24
SAKS 1/35 G20 LD 24VAC	1111320000	A.24
SAKS 1/35 G20 LD 24VDC	0225820000	A.24
SAKS 1/35 G20 LD 48VAC	0214020000	A.24
SAKS 1/35 G25 GL 230VAC	0198620000	A.25
SAKS 1/35/G20	0501620000	A.24
SAKS 1/35/G25	0501520000	A.25
SAKS 1/G20	0191220000	B.22
SAKS 1/G25	0191120000	B.23
SAKS 2	0206820000	B.24
SAKS 2/35	1368720000	A.26
SAKS 3 G/5X30 500V	0297520000	B.23
SAKS 3 GZ/6.3X32	0248920000	B.23
SAKS 3/35 G/5X30 500V	0328920000	A.25
SAKS 3/35 GZ/6.3X32	0667520000	A.25
SAKS 4	0321320000	B.24
SAKS 4 USA	0162220000	B.25
SAKS 4/35	0501820000	A.26
SAKS 4/35 USA	0178220000	A.27
SAKS 5 380AC	0359420000	B.25
SAKS 5/35	0502120000	A.27
SAKT 1/35/DU1	0105820000	A.32
SAKT 1/35/LT	0105420000	A.32
SAKT 1/35/LT STB	0105620000	A.32
SAKT 1/35/QT1	0105720000	A.33
SAKT 1/35/QT2	0124620000	A.33
SAKT 1/DU1	0195620000	B.31
SAKT 1/DU2	0550420000	B.31
SAKT 1/LT	0269120000	B.31
SAKT 1/LT STB14/4	0437920000	B.31
SAKT 1/QT1	0269320000	B.31
SAKT 1/QT2	0494820000	B.31
SAKT 2/35/LT 4STB	0106020000	A.33
SAKT 2/35/LT/STB	0105920000	A.33
SAKT 2/LT 4STB	0437720000	B.32
SAKT 2/LT O.STB	0445420000	B.32
SAKT 2/LT STB	0330620000	B.32
SAKT 4/35/LT O.STB	1272420000	A.33
SAKT 4/35/LT STB2.0	1272520000	A.33
SAKT 4/LT O.STB	0254120000	B.32
SAKT 4/LT STB2.0	0310320000	B.32
SAKT E/32 2LD 60VAC	0699020000	B.62
SAKT E/35 2GL 115VAC	0198020000	A.57
SAKT E/35 2GL 230VAC	0198120000	A.57
SAKT E/35 2LD 120VAC	0198220000	A.57
SAKT E/35 2LD 30VAC	1166820000	A.57
SAKT E/35 2LD 60VAC	0197920000	A.57
SBL/1912	0446100000	A.22
SBL/1912	0446100000	B.20
SBL/2111	0446200000	B.20
SBL/2111	0446200000	A.22
SBL/2489	0446300000	A.23
SCHT 14/6	1269060000	K.18
SCHT 5	0292460000	K.17
SCHT 5 S	1631930000	K.17

Type	Order No.	Page
SCHT 7	0517960000	K.17
SCHT 9/4	1278460000	K.18
SD 0,4x2,0x60	9037160000	J.15
SD 0,4x2,5x75	9009030000	J.15
SD 0,5x3,0x80	9008320000	J.15
SD 0,6x3,5x100	9008330000	J.13
SD 0,6x3,5x100	9008330000	J.15
SD 0,6x3,5x200	9010110000	J.15
SD 0,8x4,0x100	9008340000	J.15
SD 0,8x4,5x125	9009020000	J.15
SD 1,0x5,5x150	9008350000	J.15
SD 1,2x6,5x150	9009010000	J.15
SD TH10	9009180000	J.15
SD TH15	9009170000	J.15
SD TH20	9009160000	J.15
SD TH25	9009150000	J.15
SD TH30	9009140000	J.15
SD TH8	9009190000	J.15
SDI 0,4x2,5x75	9008370000	J.14
SDI 0,5x3,0x100	9008380000	J.14
SDI 0,6x3,5x100	9008390000	J.14
SDI 0,8x4,0x100	9008400000	J.14
SDI 0.4X2.0X60	9205690000	J.14
SDI 1,0x4,5x125	9008910000	J.14
SDI 1,0x5,5x125	9008410000	J.14
SDI 1,6x8,0x175	9008430000	J.14
SDI 1.0X4.5X175	9205700000	J.14
SDI 1.0X5.5X175	9205710000	J.14
SDI T10	9009640000	J.14
SDI T15	9009650000	J.14
SDI T20	9009660000	J.14
SDI T25	9009670000	J.14
SDI T30	9009680000	J.14
SDI T40	9009690000	J.14
SDI T8	9201940000	J.14
SDIK PH0	9008560000	J.14
SDIK PH1	9008570000	J.14
SDIK PH2	9008580000	J.14
SDIK PH3	9008590000	J.14
SDIK PZ1	9008900000	J.14
SDIK PZ2	9008890000	J.14
SDIZ 0.6X3.5X100	9008450000	J.20
SDIZ 0.8X4.0X100	9008460000	J.20
SDK PH0	9008470000	J.15
SDK PH1	9008480000	J.15
SDK PH2	9008490000	J.15
SDK PH3	9008500000	J.15
SDK PZ0	9008520000	J.15
SDK PZ1	9008530000	J.15
SDK PZ2	9008540000	J.15
SDK PZ3	9008550000	J.15
SH 1	0299860000	H.4
SH 2	0494920000	A.14
SH 2	0494920000	A.15
SH 2	0494920000	A.16
SH 2	0494920000	A.17
SH 2	0494920000	B.15
SH 2	0494920000	H.4
SH 2	0494920000	B.14
SH 2	0494920000	B.13
SH 2	0494920000	B.12
SH 2	0494920000	I.12
SH 2 S	0641720000	H.4
SH 3	0556660000	H.4
SK 10,0x125	9009070000	J.15
SK 11,0x125	9009060000	J.15
SK 12,0x125	9009050000	J.15
SK 13,0x125	9009040000	J.15
SK 5,5x125	9009120000	J.15
SK 6,0x125	9009110000	J.15
SK 7,0x125	9009100000	J.15
SK 8,0x125	9009090000	J.15
SK 9,0x125	9009080000	J.15
SK E14 SAKS4	0339410000	A.26
SK E14 SAKS4	0339410000	B.24
SK E14 SAKS4 USA	2012790000	B.25
SK E14 SAKS4 USA	2012790000	A.27
SK E16/SAKS2	0284110000	A.26
SK E16/SAKS2	0284110000	B.24
SK E18 SAKS5	0359310000	B.25
SK E18 SAKS5	0359310000	A.27
SK WSD-S 1,5-10,0	9008850000	J.16
SKI 10,0x125	9008940000	J.14
SKI 11,0x125	9008930000	J.14
SKI 13,0x125	9008920000	J.14
SKI 5,0x125	9009000000	J.14
SKI 5,5x125	9008990000	J.14
SKI 6,0x125	9008980000	J.14
SKI 7,0x125	9008970000	J.14
SKI 8,0x125	9008960000	J.14
SKI 9,0x125	9008950000	J.14
SKS 2,0-8,0	9008860000	J.16
SKS 2,0-8,0 MR	9008870000	J.16
SMSE WSH U1	1083900000	G.7
Snap Mark I	1805880000	K.16
SO SH1	0401460000	H.4
SP 15	3896100000	G.9
SP 20	3896200000	G.9
SP 30	3896300000	G.9
SPEEDMARKING-LASER	1767090000	K.21

Type	Order No.	Page
SS M3 D 128-A 3	0164400000	B.28
SS M3 D 128-A 3	0164400000	A.11
SS M3 D 128-A 3	0164400000	I.10
SS M4 D 128-A 4	0136400000	I.10
SS M4 D 128-A 4	0136400000	A.20
SS M4 D 128-A 4	0136400000	B.5
SS M4 D 128-A 4	0136400000	A.26
SS M4 D 128-A 4	0136400000	A.27
SS M4 D 128-A 4	0136400000	C.4
SS M4 D 128-A 4	0136400000	B.9
SS M4 D 128-A 4	0136400000	B.8
SS M4 D 128-A 4	0136400000	B.4
SS M4 D 128-A 4	0136400000	A.9
SS M4 D 128-A 4	0136400000	A.4
SS M4 D 128-A 4	0136400000	B.24
SS M4 D 128-A 4	0136400000	A.5
SS M4 D 128-A 4	0136400000	B.19
SS M4 D 128-A 4	0136400000	B.25
SS M5 D 128-A 5	0346100000	A.10
SS M5 D 128-A 5	0346100000	B.9
SS M5 D 128-A 5	0346100000	A.6
SSCH 10X3X1000 CU/SN	0348900000	G.7
SSCH 10X3X1000 CU/SN	0348900000	G.6
SSCH 10X3X1000 CU/SN	0348900000	G.5
SSCH 10X3X1000 CU/SN	0348900000	G.4
SSCH 10X3X1000 CU/SN	0348900000	H.3
SSCH 10X3X1000 CU/SN	0348900000	A.31
SSCH 10X3X1000 CU/SN	0348900000	A.30
SSCH 10X3X1000 MS/BK	0259800000	H.3
SSCH 10X3X1000 ST/ZN	0438000000	H.3
SSCH 10X3X1000 ST/ZN	1746130000	G.5
SSCH 10X3X1000 ST/ZN	1746130000	G.7
SSCH 10X3X1000 ST/ZN	1746130000	G.4
SSCH 15X6X1000 CU/SN	0357400000	H.3
SSCH 6X6X1000 CU/SN	0571300000	H.3
SSCH 6X6X1000 MS/BK	0571200000	H.3
SSP 3 SAKT1	0531760000	A.33
SSP 3 SAKT1	0531760000	B.31
SSP 3 SAKT1	0531760000	A.32
SSP 3 SAKT1	0531760000	I.20
SSP 3 SAKT1	0531760000	B.32
SSP 4 SAKT4	1319360000	I.20
SSP 4 SAKT4	1319360000	A.33
SSP 4 SAKT4	1319360000	B.32
ST 5 PA/BE	0448360000	C.6
STA 2.5/2	0165860000	B.43
STA 2.5/2	0165860000	A.36
STA 2.5/2	0165860000	A.37
STA 2.5/2	0165860000	B.42
STA 2.5/2	0165860000	B.36
STA 2.5/3	0165960000	A.37
STA 2.5/3	0165960000	B.36
STA 2.5/3	0165960000	B.42
STA 2.5/3	0165960000	B.43
STA 2.5/3	0165960000	A.36
STA 2.5/4	0190360000	B.42
STA 2.5/4	0190360000	B.36
STA 2.5/4	0190360000	A.37
STA 2.5/4	0190360000	A.36
STA 2.5/4	0190360000	B.43
STA 2.5/5	0166060000	B.42
STA 2.5/5	0166060000	B.43
STA 2.5/5	0166060000	B.36
STA 2.5/5	0166060000	A.36
STA 2.5/5	0166060000	A.37
STA 2.5/8	0166160000	B.42
STA 2.5/8	0166160000	A.36
STA 2.5/8	0166160000	B.36
STA 2.5/8	0166160000	B.43
STA 2.5/8	0166160000	A.37
STB 13.5/D6/4/M4 SAKA10	0135200000	B.30
STB 13.5/D6/4/M4 SAKA10	0135200000	I.15
STB 14/D5/2.3/M3 SAK2.5	0168600000	A.11
STB 14/D5/2.3/M3 SAK2.5	0168600000	B.3
STB 14/D5/2.3/M3 SAK2.5	0168600000	B.28
STB 14/D5/2.3/M3 SAK2.5	0168600000	B.42
STB 14/D5/2.3/M3 SAK2.5	0168600000	B.43
STB 14/D5/2.3/M3 SAK2.5	0168600000	I.15
STB 14/D5/2.3/M3 SAK2.5	0168600000	B.6
STB 14/D5/2.3/M3 SAK2.5	0168600000	D.6
STB 14/D5/2.3/M3 SAK2.5	0168600000	C.5
STB 14/D5/2.3/M3 SAK2.5	0168600000	A.36
STB 14/D5/2.3/M3 SAK2.5	0168600000	A.37
STB 14/D5/2.3/M3 SAK2.5	0168600000	B.36
STB 14/D5/2.3/M3 SAK2.5	0168600000	A.7
STB 14/D5/2.3/M3 SAK2.5	0168600000	A.3
STB 14/D5/2.3/M3 SAK2.5	0168600000	C.4
STB 14/D5/2.3/M3 SAK2.5	0168600000	C.2
STB 14/D6/4/M3 SAK10	0169900000	B.32
STB 14/D6/4/M3 SAK10	0169900000	A.3
STB 14/D6/4/M3 SAK10	0169900000	A.9
STB 14/D6/4/M3 SAK10	0169900000	B.3
STB 14/D6/4/M3 SAK10	0169900000	B.4
STB 14/D6/4/M3 SAK10	0169900000	B.7
STB 14/D6/4/M3 SAK10	0169900000	A.33
STB 14/D6/4/M3 SAK10	0169900000	A.8
STB 14/D6/4/M3 SAK10	0169900000	I.20
STB 14/D6/4/M3 SAK10	0169900000	A.4
STB 14/D6/4/M3 SAK10	0169900000	A.32
STB 14/D6/4/M3 SAK10	0169900000	C.3

Type	Order No.	Page
STB 14/D6/4/M3 SAK10	0169900000	B.28
STB 14/D6/4/M3 SAK10	0169900000	I.15
STB 14/D6/4/M3 SAK10	0169900000	B.31
STB 16/D7/4/M4 SAK35	0140200000	B.5
STB 16/D7/4/M4 SAK35	0140200000	A.5
STB 16/D7/4/M4 SAK35	0140200000	I.15
STB 16/D7/4/M4 SAK35	0140200000	B.4
STB 16/D7/4/M4 SAK35	0140200000	A.9
STB 16/D7/4/M4 SAK35	0140200000	A.4
STB 16/D7/4/M4 SAK35	0140200000	C.4
STB 16/D7/4/M4 SAK35	0140200000	B.9
STB 16/D7/4/M4 SAK35	0140200000	B.8
STB 16/D7/4/M4 SAK35	0140200000	B.30
STB 16/D7/4/M5 SAK70	0385400000	A.10
STB 16/D7/4/M5 SAK70	0385400000	I.15
STB 16/D7/4/M5 SAK70	0385400000	B.9
STB 16/D7/4/M5 SAK70	0385400000	A.6
STB 17/D6/4/M4 SAKC10	0147100000	B.19
STB 17/D6/4/M4 SAKC10	0147100000	A.20
STB 17/D6/4/M4 SAKC10	0147100000	D.9
STB 17/D6/4/M4 SAKC10	0147100000	B.29
STB 17/D6/4/M4 SAKC10	0147100000	I.15
STB 25 IH/BL	0343400000	I.15
STB 25 IH/BL	0343400000	I.20
STB 25 IH/GE	0267200000	I.20
STB 25 IH/GE	0267200000	I.15
STB 25 IH/GN	0271200000	I.20
STB 25 IH/GN	0271200000	I.15
STB 25 IH/GR	0271400000	I.15
STB 25 IH/GR	0271400000	I.20
STB 25 IH/RT	0343300000	I.15
STB 25 IH/RT	0343300000	I.20
STB 25 IH/SW	0271500000	I.15
STB 25 IH/SW	0271500000	I.20
STB 25 IH/VI	0271300000	I.20
STB 25 IH/VI	0271300000	I.15
STB 28.5 IH/SW SAK2.5	0133400000	I.15
STB 30.5 IH/BL	0341200000	I.20
STB 30.5 IH/BL	0341200000	I.15
STB 30.5 IH/GE	0341500000	I.15
STB 30.5 IH/GE	0341500000	I.20
STB 30.5 IH/GN	0341400000	I.20
STB 30.5 IH/GN	0341400000	I.15
STB 30.5 IH/GR	0341100000	I.20
STB 30.5 IH/GR	0341100000	I.15
STB 30.5 IH/RT	0341300000	I.20
STB 30.5 IH/RT	0341300000	I.15
STB 30.5 IH/SW	0341000000	I.20
STB 30.5 IH/SW	0341000000	I.15
STB 30.5 IH/VI	0341600000	I.15
STB 30.5 IH/VI	0341600000	I.20
STB 35 IH/BL	0388700000	I.20
STB 35 IH/BL	0388700000	I.15
STB 35 IH/GE	0389000000	I.15
STB 35 IH/GE	0389000000	I.20
STB 35 IH/GN	0388900000	I.20
STB 35 IH/GN	0388900000	I.15
STB 35 IH/GR	0388600000	I.20
STB 35 IH/GR	0388600000	I.15
STB 35 IH/RT	0388800000	I.15
STB 35 IH/RT	0388800000	I.20
STB 35 IH/SW	0388500000	I.20
STB 35 IH/SW	0388500000	I.15
STB 35 IH/VI	0389100000	I.20
STB 35 IH/VI	0389100000	I.15
STB 5.5/D3.7/2.3/M3 ZB	0122700000	I.15
STB 6/D3.7/2.3/M3 SAKR	0379400000	B.16
STB 6/D3.7/2.3/M3 SAKR	0379400000	B.18
STB 6/D3.7/2.3/M3 SAKR	0379400000	B.40
STB 6/D3.7/2.3/M3 SAKR	0379400000	A.18
STB 6/D3.7/2.3/M3 SAKR	0379400000	I.15
STB 6/D3.9/2.3/M2.5 ZB	0130200000	B.6
STB 6/D3.9/2.3/M2.5 ZB	0130200000	I.15
STB 7.5/D6/4/M4 ZB/SAKB	0130000000	I.15
STB 7/D4/2.3/M3 ZB/SAKC	0358500000	B.19
STB 7/D4/2.3/M3 ZB/SAKC	0358500000	I.15
STB 8.5/5/2.3/M3 SAK2.5	0280600000	B.32
STB 8.5/5/2.3/M3 SAK2.5	0280600000	B.38
STB 8.5/5/2.3/M3 SAK2.5	0280600000	B.39
STB 8.5/5/2.3/M3 SAK2.5	0280600000	C.2
STB 8.5/5/2.3/M3 SAK2.5	0280600000	A.2
STB 8.5/5/2.3/M3 SAK2.5	0280600000	I.15
STB 8.5/5/2.3/M3 SAK2.5	0280600000	B.2
STB 8.5/5/2.3/M3 SAK2.5	0280600000	B.45
STB 8.5/5/2.3/M3 SAK2.5	0280600000	A.40
STB 8.5/5/2.3/M3 SAK2.5	0280600000	A.7
STB 8.5/D4.5/2/M3 SAKT4	0244600000	I.15
STB 8.5/D4.5/2/M3 SAKT4	0244600000	A.33
STB 8.5/D4/2.3/M2.5 AKZ	0215700000	A.2
STB 8.5/D4/2.3/M2.5 AKZ	0215700000	B.2
STB 8.5/D4/2.3/M2.5 AKZ	0215700000	A.13
STB 8.5/D4/2.3/M2.5 AKZ	0215700000	B.11
STB 8.5/D4/2.3/M2.5 AKZ	0215700000	B.10
STB 8.5/D4/2.3/M2.5 AKZ	0215700000	B.59
STB 8.5/D4/2.3/M2.5 AKZ	0215700000	E.9
STB 8.5/D4/2.3/M2.5 AKZ	0215700000	A.53
STB 8.5/D4/2.3/M2.5 AKZ	0215700000	E.10
STB 8.5/D4/2.3/M2.5 AKZ	0215700000	B.60
STB 8.5/D4/2.3/M2.5 AKZ	0215700000	I.15
STB 8.5/D4/2.3/M2.5 AKZ	0215700000	A.52

Type	Order No.	Page
STB 8.5/D4/2.3/M2.5 AKZ	0215700000	E.3
STB 8.5/D4/2.3/M2.5 AKZ	0215700000	A.39
STB 8.5/D4/2.3/M2.5 AKZ	0215700000	A.50
STB 8.5/D4/2.3/M2.5 AKZ	0215700000	A.51
STB 8.5/D4/2.3/M2.5 AKZ	0215700000	A.38
STB 8.5/D4/2.3/M2.5 AKZ	0215700000	E.11
STB 8.5/D4/2.3/M2.5 AKZ	0215700000	B.38
STB 8.5/D4/2.3/M2.5 AKZ	0215700000	B.37
STB 8.5/D4/2.3/M2.5 AKZ	0215700000	A.54
STB 8.5/D4/2.3/M2.5 AKZ	0215700000	E.12
STB 8.5/D4/2.3/M2.5 AKZ	0215700000	A.56
STB 8.5/D4/2.3/M2.5 AKZ	0215700000	E.2
STB 8.5/D4/2.3/M2.5 AKZ	0215700000	E.8
STB 8.5/D4/2.3/M2.5 AKZ	0215700000	E.13
STB 8.5/D4/2.3/M2.5 AKZ	0215700000	B.61
STB 8.5/D4/2.3/M2.5 AKZ	0215700000	B.56
STB 8.5/D4/2.3/M2.5 AKZ	0215700000	B.57
STB 8.5/D4/2.3/M2.5 AKZ	0215700000	B.58
STB 8.5/D4/2.3/M2.5 AKZ	0215700000	A.12
STB 8.5/D4/2.3/M2.5 AKZ	0215700000	A.55
STI Waterproof schwarz	0508401694	K.24
STI Waterproof schwarz	0508401694	K.25
STL 5	0448460000	C.6
STR 15 F. ZGB 15	1636520000	K.19
STR 5 F.SCHT 5	0294000000	K.17
STR 5 S F.SCHT 5 S	1631940000	K.17
STR 7 F.SCHT 7	0515300000	K.17
STR 7 F.SCHT 7	0515300000	K.19
STRIPAX	9005000000	J.4
STRIPAX 16	9005610000	J.4
STRIPAX PLUS 2.5	9020000000	J.5
STRIPAX PLUS 2.5	9020000000	J.35
SWIFTY	9006020000	J.13
SWIFTY SET	9006060000	J.13

T

Type	Order No.	Page
TA 1	0535860000	I.14
TBS 2	1287860000	I.17
TH-S 9-40	9008880000	J.16
Tinte 2000 25ml	1772120000	K.25
Tinte 2000 25ml	1772120000	K.24
Tintenpatrone PrintJet	1797460000	K.22
Tintentank PrintJet II	1858920000	K.22
TONER SMARK LASER	1770070000	K.21
TS 15X5 2M/AL/BK	0134700000	H.10
TS 15X5 2M/ST/ZN	0514200000	H.10
TS 15X5/LL 1M/ST/ZN	0117510000	H.10
TS 15X5/LL 2M/AL/BK	0217900000	H.10
TS 15X5/LL 2M/ST/ZN	0117500000	H.10
TS 27X12.5M/ST/F.ZN	1802690000	G.11
TS 32X15 2M/AL/BK	0169300000	H.10
TS 32X15 2M/CRN	0293220000	H.10
TS 32X15 2M/ST/ZN	0122800000	H.10
TS 32X15/LL 2M/ST/ZN	0514400000	H.10
TS 32X16.2 2M/CU/BK	0364300000	H.10
TS 35X15 2M/ST/ZN	0236400000	H.11
TS 35X15/2.3 2M/AL/BK	1848290000	H.11
TS 35X15/2.3 2M/CU/BK	0270100000	H.11
TS 35X15/2.3 2M/ST/ZN	0498000000	H.11
TS 35X15/6X18 2M/ST/ZN	1805980000	H.11
TS 35X15/6X25 2M/ST/ZN	1866290000	H.11
TS 35X15/LL 1M/ST/ZN	0236510000	H.11
TS 35X15/LL 2M/ST/ZN	0236500000	H.11
TS 35X15/LL/5 2M/ST/ZN	1837380000	H.11
TS 35X7.5 1M/ST/ZN	0383410000	H.11
TS 35X7.5 2M/AL/BK	0330800000	H.11
TS 35X7.5 2M/CRN	1747350000	H.11
TS 35X7.5 2M/ST/ZN	0383400000	H.11
TS 35X7.5/LL 1M/ST/ZN	0514510000	H.11
TS 35X7.5/LL 2M/ST/ZN	0514500000	H.11
TS 35X7.5/LL/6 2M/ST/ZN	0514570000	H.11
TSCH 1	0319160000	A.9
TSCH 1	0319160000	B.2
TSCH 1	0319160000	A.8
TSCH 1	0319160000	A.37
TSCH 1	0319160000	A.7
TSCH 1	0319160000	B.4
TSCH 1	0319160000	B.39
TSCH 1	0319160000	A.2
TSCH 1	0319160000	B.3
TSCH 1	0319160000	C.3
TSCH 1	0319160000	A.11
TSCH 1	0319160000	A.36
TSCH 1	0319160000	B.28
TSCH 1	0319160000	C.2
TSCH 1	0319160000	C.4
TSCH 1	0319160000	B.7
TSCH 1	0319160000	C.5
TSCH 1	0319160000	B.38
TSCH 1	0319160000	B.36
TSCH 1	0319160000	A.3
TSCH 1	0319160000	B.6
TSCH 1	0319160000	B.42
TSCH 1	0319160000	B.45
TSCH 1	0319160000	A.4
TSCH 1	0319160000	B.43
TSCH 1	0319160000	A.40
TSCH 2	0353660000	A.33
TSCH 2	0353660000	B.31

Type	Order No.	Page
TSCH 2	0353660000	B.32
TSCH 2	0353660000	A.32
TSCH 3 SAKD2.5 N	0366860000	B.2
TSCH 3 SAKD2.5 N	0366860000	A.2
TSCH 4 AKZ4	0363360000	E.13
TSCH 4 AKZ4	0363360000	A.55
TSCH 4 AKZ4	0363360000	B.57
TSCH 4 AKZ4	0363360000	A.51
TSCH 4 AKZ4	0363360000	A.53
TSCH 4 AKZ4	0363360000	E.3
TSCH 4 AKZ4	0363360000	A.54
TSCH 4 AKZ4	0363360000	A.52
TSCH 4 AKZ4	0363360000	E.12
TSCH 4 AKZ4	0363360000	E.11
TSCH 4 AKZ4	0363360000	B.60
TSCH 4 AKZ4	0363360000	B.56
TSCH 4 AKZ4	0363360000	B.59
TSCH 4 AKZ4	0363360000	B.38
TSCH 4 AKZ4	0363360000	A.50
TSCH 4 AKZ4	0363360000	B.61
TSCH 4 AKZ4	0363360000	E.10
TSCH 4 AKZ4	0363360000	B.58
TSCH 6 DKI S4	0190260000	B.37
TSCH 6 DKI S4	0190260000	A.38
TSCH 6 DKI S4	0190260000	A.39
TSCH 6 DKI S4	0190260000	B.10
TSCH 6 DKI S4	0190260000	A.12
TSCH 6 DKI S4	0190260000	B.11
TSCH 6 DKI S4	0190260000	A.13
TSK 31.5 GR	0347960000	I.16
TSK 35X15 2M PVC/GR	0514300000	H.12
TST 2/M5	1286600000	H.14
TST 2/M6	0101700000	H.14
TSTW 5/M5	0178100000	H.14
TSTW 5/M5 ZN	1779100000	H.14
TSTW 6/M6	0164000000	H.14
TSTW D 4.3	1610110000	H.14
TW 4 SAK4-10	0130160000	C.4
TW 4 SAK4-10	0130160000	C.5
TW 4 SAK4-10	0130160000	B.3
TW 4 SAK4-10	0130160000	B.37
TW 4 SAK4-10	0130160000	A.38
TW 4 SAK4-10	0130160000	C.2
TW 4 SAK4-10	0130160000	A.37
TW 4 SAK4-10	0130160000	A.36
TW 4 SAK4-10	0130160000	B.44
TW 4 SAK4-10	0130160000	A.3
TW 4 SAK4-10	0130160000	C.3
TW 4 SAK4-10 BL	0130180000	C.5
TW 4 SAK4-10 BL	0130180000	C.4
TW 4 SAK4-10 BL	0130180000	A.3
TW 4 SAK4-10 BL	0130180000	C.3
TW 4 SAK4-10 BL	0130180000	C.2
TW 4 SAK4-10 BL	0130180000	B.3
TW ADK1 HP/DBR/0.5	0442300000	E.11
TW AKZ2.5	0318560000	E.2
TW AKZ2.5	0318560000	E.13
TW AKZ2.5 BL	0318580000	E.2
TW AKZ4	0348260000	E.9
TW AKZ4	0348260000	E.13
TW AKZ4	0348260000	E.12
TW AKZ4	0348260000	E.3
TW AKZ4	0348260000	E.8
TW AKZ4	0348260000	E.11
TW AKZ4	0348260000	E.10
TW AKZ4 BL	0348280000	E.3
TW AKZ4 HP/DBR/0.5	0166800000	E.10
TW AST1/PA HP/DBR/0.5	0474700000	A.11
TW AST1/PA HP/DBR/0.5	0474700000	B.28
TW AST1/PA HP/DBR/0.5	0474700000	A.37
TW AST1/PA HP/DBR/0.5	0474700000	B.41
TW AST1/PA HP/DBR/0.5	0474700000	B.32
TW AST1/PA HP/DBR/0.5	0474700000	A.33
TW AST1/PA HP/DBR/0.5	0474700000	B.36
TW KST5-12 LI/NO 160/HM	1752800000	A.49
TW KST5-12 LI/NO 160/HM	1752800000	A.48
TW KST5-12 LI/NO 160/HM	1752800000	B.55
TW KST5-12 LI/NO 160/HM	1752800000	B.54
TW KST5-12 RE/NO 160/HM	1718530000	B.55
TW KST5-12 RE/NO 160/HM	1718530000	A.49
TW KST5-12 RE/NO 160/HM	1718530000	B.54
TW KST5-12 RE/NO 160/HM	1718530000	A.48
TW SAK16 KRG	0281120000	B.7
TW SAK16 KRG	0281120000	A.9
TW SAK2.5	0302860000	A.40
TW SAK2.5	0302860000	A.2
TW SAK2.5	0302860000	B.39
TW SAK2.5	0302860000	B.38
TW SAK2.5	0302860000	B.34
TW SAK2.5	0302860000	B.2
TW SAK2.5	0302860000	C.2
TW SAK2.5 BL	0302880000	A.2
TW SAK2.5 BL	0302880000	C.2
TW SAK2.5 BL	0302880000	B.2
TW SAK2.5 BL	0302880000	B.39
TW SAK2.5 HP/TF/GE/1	0297100000	B.16
TW SAK2.5 HP/TF/GE/1	0297100000	B.18
TW SAK2.5 HP/TF/GE/1	0297100000	A.40
TW SAK2.5 KRG	0302820000	A.7
TW SAK2.5 KRG	0302820000	B.6

Type	Order No.	Page
TW SAK2.5 KRG/BL	0302870000	B.6
TW SAK2.5 KRG/BL	0302870000	A.7
TW SAK2.5-35/32 KRG	0257120000	B.30
TW SAK35	0304360000	A.5
TW SAK35	0304360000	C.4
TW SAK35	0304360000	B.4
TW SAK35	0304360000	A.4
TW SAK35	0304360000	B.5
TW SAK35 KRG	0304320000	B.9
TW SAK35 KRG	0304320000	A.9
TW SAK35 KRG	0304320000	B.8
TW SAK4-10 EP/SW	0130100000	D.6
TW SAK4-10 KRG	0130120000	A.8
TW SAK4-10 KRG	0130120000	B.44
TW SAK4-10 KRG	0130120000	A.20
TW SAK4-10 KRG	0130120000	B.6
TW SAK4-10 KRG	0130120000	A.7
TW SAK4-10 KRG	0130120000	B.7
TW SAK4-10 KRG	0130120000	B.19
TW SAK4-10 KRG/BL	0130170000	A.8
TW SAK4-10 KRG/BL	0130170000	A.7
TW SAK4-10 KRG/BL	0130170000	A.20
TW SAK4-10 KRG/BL	0130170000	B.19
TW SAK4-10 KRG/BL	0130170000	B.7
TW SAK4-10 KRG/BL	0130170000	B.6
TW SAK4-10 KRG/BL	0130170000	B.44
TW SAKB/C/T1	0242960000	A.20
TW SAKB/C/T1	0242960000	B.32
TW SAKB/C/T1	0242960000	A.32
TW SAKB/C/T1	0242960000	A.33
TW SAKB/C/T1	0242960000	B.31
TW SAKB-C-T	0242920000	B.30
TW SAKB-C-T	0242920000	A.20
TW SAKB-C-T	0242920000	B.19
TW SAKD2.5N	0191860000	A.2
TW SAKD2.5N	0191860000	B.2
TW SAKD2.5N BL	0191880000	B.2
TW SAKD2.5N BL	0191880000	A.2
TW SAKG28 HP/DBR/2	0151400000	B.47
TW SAKG28 HP/DBR/2	0151400000	B.46
TW SAKG28 HP/DBR/2	0151400000	B.48
TW SAKG28 HP/DBR/2	0151400000	A.44
TW SAKG28 HP/DBR/2	0151400000	B.49
TW SAKG28 HP/DBR/2	0151400000	A.43
TW SAKG28 HP/DBR/2	0151400000	B.50
TW SAKG28 HP/TF/GE/2	0164600000	A.43
TW SAKG28 HP/TF/GE/2	0164600000	A.44
TW SAKG28 HP/TF/GE/2	0164600000	B.47
TW SAKG28 HP/TF/GE/2	0164600000	B.50
TW SAKG28 HP/TF/GE/2	0164600000	B.46
TW SAKG28 HP/TF/GE/2	0164600000	B.48
TW SAKG28 HP/TF/GE/2	0164600000	B.49
TW SAKG46 HP/DBR/2	0177100000	B.52
TW SAKG46 HP/DBR/2	0177100000	A.42
TW SAKG46 HP/DBR/2	0177100000	B.49
TW SAKG46 HP/DBR/2	0177100000	A.43
TW SAKG46 HP/DBR/2	0177100000	A.47
TW SAKG46 HP/DBR/2	0177100000	B.53
TW SAKG46 HP/DBR/2	0177100000	B.48
TW SAKG46 HP/DBR/2	0177100000	A.44
TW SAKG46 HP/DBR/2	0177100000	B.50
TW SAKG46 HP/DBR/2	0177100000	A.46
TW SAKG46 HP/DBR/2	0177100000	B.51
TW SAKG46 HP/DBR/2	0177100000	A.45
TW SAKG46 HP/TF/GE/2	0179900000	B.52
TW SAKG46 HP/TF/GE/2	0179900000	A.42
TW SAKG46 HP/TF/GE/2	0179900000	A.45
TW SAKG46 HP/TF/GE/2	0179900000	B.49
TW SAKG46 HP/TF/GE/2	0179900000	B.48
TW SAKG46 HP/TF/GE/2	0179900000	A.44
TW SAKG46 HP/TF/GE/2	0179900000	B.53
TW SAKG46 HP/TF/GE/2	0179900000	B.50
TW SAKG46 HP/TF/GE/2	0179900000	A.47
TW SAKG46 HP/TF/GE/2	0179900000	B.51
TW SAKG46 HP/TF/GE/2	0179900000	A.46
TW SAKG46 HP/TF/GE/2	0179900000	A.43
TW SAKS2 HP/DBR/2	0607000000	B.36
TW SAKS2 HP/DBR/2	0607000000	A.36
TW SAKS2 HP/DBR/2	0607000000	B.40
TW SAKS2 HP/DBR/2	0607000000	B.42
TW SAKS2 HP/DBR/2	0607000000	B.34
TW SAKS2 HP/DBR/2	0607000000	A.34
TW SAKS2 HP/DBR/2	0607000000	B.43
TW SAKS2 HP/DBR/2	0607000000	B.17
TW SAKS2 HP/DBR/2	0607000000	B.38
TW SAKS2 HP/DBR/2	0607000000	B.39
TW SAKS2 HP/DBR/2	0607000000	B.45
TW SAKT2	0351820000	A.33
TW ST5 PA/BE	0477660000	C.6

V

VH 10/4/2.8 AKZ4	0446600000	A.52
VH 10/4/2.8 AKZ4	0446600000	E.11
VH 10/4/2.8 AKZ4	0446600000	B.57
VH 10/4/2.8 AKZ4	0446600000	B.60
VH 10/4/2.8 AKZ4	0446600000	A.53
VH 10/4/2.8 AKZ4	0446600000	B.58
VH 10/4/2.8 AKZ4	0446600000	A.51
VH 10/4/2.8 AKZ4	0446600000	E.10

Type	Order No.	Page
VH 10/4/2.8 AKZ4	0446600000	A.56
VH 10/4/2.8 AKZ4	0446600000	A.55
VH 10/4/2.8 AKZ4	0446600000	E.12
VH 10/4/2.8 AKZ4	0446600000	B.56
VH 10/4/2.8 AKZ4	0446600000	A.50
VH 10/4/2.8 AKZ4	0446600000	A.54
VH 10/4/2.8 AKZ4	0446600000	B.59
VH 12.5 SAKK10	9502690000	D.3
VH 12.5 SAKK10	9509510000	D.3
VH 12.5/5/3.5 SAK10-2.5	0300800000	I.10
VH 12/4.9/3.3 SAK6N	0249000000	B.32
VH 12/4.9/3.3 SAK6N	0249000000	B.31
VH 12/4.9/3.3 SAK6N	0249000000	I.10
VH 12/4.9/3.3 SAK6N	0249000000	A.32
VH 12/4.9/3.3 SAK6N	0249000000	I.21
VH 12/4.9/3.3 SAK6N	0249000000	I.9
VH 12/4.9/3.3 SAK6N	0249000000	A.33
VH 12/4.9/3.3 SAK6N	0249000000	I.9
VH 13.5 SAKK 4	9502580000	D.2
VH 13.5 SAKK4	9509460000	D.2
VH 13.5/4.9/3.3 SAK4	0248500000	A.11
VH 13.5/4.9/3.3 SAK4	0248500000	I.9
VH 13.5/4.9/3.3 SAK4	0248500000	I.10
VH 13.5/4.9/3.3 SAK4	0248500000	B.28
VH 13.6/7/4.2 SAKA10	0299700000	A.20
VH 13.6/7/4.2 SAKA10	0299700000	B.19
VH 13/5/3.5 SAK 10	0304000000	I.10
VH 16/5/3.5 SAK10-35	0309700000	I.10
VH 16/5/3.5 SAK10-35	0309700000	A.33
VH 16/5/3.5 SAK10-35	0309700000	B.32
VH 17/8/5 SAK35	0267000000	A.9
VH 17/8/5 SAK35	0267000000	B.4
VH 17/8/5 SAK35	0267000000	I.10
VH 17/8/5 SAK35	0267000000	B.9
VH 17/8/5 SAK35	0267000000	A.5
VH 17/8/5 SAK35	0267000000	B.5
VH 17/8/5 SAK35	0267000000	A.4
VH 17/8/5 SAK35	0267000000	C.4
VH 17/8/5 SAK35	0267000000	B.8
VH 17/8/5 SAK35	0267000000	I.9
VH 19/5/3.5 SAK4-16	0285100000	B.6
VH 19/5/3.5 SAK4-16	0285100000	B.3
VH 19/5/3.5 SAK4-16	0285100000	B.7
VH 19/5/3.5 SAK4-16	0285100000	A.4
VH 19/5/3.5 SAK4-16	0285100000	B.4
VH 19/5/3.5 SAK4-16	0285100000	A.3
VH 19/5/3.5 SAK4-16	0285100000	C.5
VH 19/5/3.5 SAK4-16	0285100000	A.8
VH 19/5/3.5 SAK4-16	0285100000	C.2
VH 19/5/3.5 SAK4-16	0285100000	I.12
VH 19/5/3.5 SAK4-16	0285100000	C.3
VH 19/5/3.5 SAK4-16	0285100000	A.7
VH 19/5/3.5 SAK4-16	0285100000	C.4
VH 19/5/3.5 SAK4-16	0285100000	A.9
VH 19/6/4.2 SAKT1	0318000000	B.32
VH 19/6/4.2 SAKT1	0318000000	A.32
VH 19/6/4.2 SAKT1	0318000000	A.33
VH 19/6/4.2 SAKT1	0318000000	B.31
VH 19/6/4.2 SAKT1	0318000000	I.21
VH 21/5/3.5 SAK16-35	0309600000	A.11
VH 21/5/3.5 SAK16-35	0309600000	B.28
VH 23/6/4.2 SAKA10	0348700000	B.30
VH 24.5/8/5 SAK35	0298700000	A.5
VH 24.5/8/5 SAK35	0298700000	B.8
VH 24.5/8/5 SAK35	0298700000	A.4
VH 24.5/8/5 SAK35	0298700000	B.5
VH 24.5/8/5 SAK35	0298700000	I.12
VH 24.5/8/5 SAK35	0298700000	B.4
VH 27/5/3.5 SAK10-35	0309400000	I.10
VH 27/5/3.5 SAK10-35	0309400000	B.28
VH 30.5/11/5.5 SAK70	0345500000	I.9
VH 30.5/11/5.5 SAK70	0345500000	B.9
VH 30.5/11/5.5 SAK70	0345500000	A.6
VH 35/11/5.5 SAK95	0551100000	I.9
VH 35/11/5.5 SAK95	0551100000	B.9
VH 35/11/5.5 SAK95	0551100000	A.10
VH 4.5/5/3.5 SAK6N-16	0303200000	I.10
VH 5/4/2.8 AKZ4	0296800000	I.9
VH 8/4.9/3.3 SAK2.5	0266700000	I.10
VH 8/4.9/3.3 SAK2.5	0266700000	B.32
VH 8/4.9/3.3 SAK2.5	0266700000	A.33
VH 8/4.9/3.3 SAK2.5	0266700000	I.9
VL 2 AKZ4/DK4	0446700000	A.54
VL 2 AKZ4/DK4	0446700000	E.11
VL 2 AKZ4/DK4	0446700000	E.10
VL 2 AKZ4/DK4	0446700000	B.60
VL 2 AKZ4/DK4	0446700000	E.12
VL 2 AKZ4/DK4	0446700000	A.56
VL 2 AKZ4/DK4	0446700000	A.55
VL 2 AKZ4/DK4	0446700000	A.50
VL 2 AKZ4/DK4	0446700000	B.59
VL 2 AKZ4/DK4	0446700000	B.56
VL 2 AKZ4/DK4	0446700000	A.51
VL 2 AKZ4/DK4	0446700000	A.53
VL 2 AKZ4/DK4	0446700000	B.57
VL 2 AKZ4/DK4	0446700000	B.58
VL 2 AKZ4/DK4	0446700000	A.52
VL 2 RSF 1+2	0528400000	B.28
VL 2 SAK16/SAKA	0135800000	A.4
VL 2 SAK16/SAKA	0135800000	I.12

Type	Order No.	Page
VL 2 SAK16/SAKA	0135800000	A.9
VL 2 SAK16/SAKA	0135800000	B.4
VL 2 SAK16/SAKA	0135800000	C.3
VL 2 SAK16/SAKA	0135800000	B.7
VL 2 SAK35	0124000000	A.4
VL 2 SAK35	0124000000	B.4
VL 2 SAK35	0124000000	B.5
VL 2 SAK35	0124000000	A.5
VL 2 SAK35	0124000000	I.12
VL 2 SAK35	0124000000	B.8
VL 2 SAK4	0197000000	I.12
VL 2 SAK4	0197000000	C.4
VL 2 SAK4	0197000000	C.2
VL 2 SAK4	0197000000	B.6
VL 2 SAK4	0197000000	A.7
VL 2 SAK4	0197000000	C.5
VL 2 SAK4	0197000000	B.3
VL 2 SAK4	0197000000	A.3
VL 2 SAK6/10/SAKB	0135900000	B.7
VL 2 SAK6/10/SAKB	0135900000	A.3
VL 2 SAK6/10/SAKB	0135900000	B.3
VL 2 SAK6/10/SAKB	0135900000	I.12
VL 2 SAK6/10/SAKB	0135900000	A.8
VL 2 SAK6N/SAKT	0194700000	A.8
VL 2 SAK6N/SAKT	0194700000	A.3
VL 2 SAK6N/SAKT	0194700000	C.3
VL 2 SAK6N/SAKT	0194700000	B.7
VL 2 SAK6N/SAKT	0194700000	B.28
VL 2 SAK6N/SAKT	0194700000	I.12
VL 2 SAK6N/SAKT	0194700000	A.11

W

WAD 12 M. BL.	1055960000	K.18
WAD 12 NEUTRAL	1056260000	K.18
WAD 27 M. BL.	1062860000	K.18
WAD 27 NEUTRAL	1062960000	K.18
WAD 5 M. BL.	1053460000	K.18
WAD 5 NEUTRAL	1056060000	K.18
WAD 5 Sonderdruck	1790060000	K.18
WAD 8 M. BL.	1053560000	K.18
WAD 8 NEUTRAL	1056160000	K.18
WAD 8 SONDERDRUCK	1667700000	K.18
WAW 1 NEUTRAL	9004500000	J.3
WAW 2	9004510000	J.3
WEW 32/1	1067600000	H.13
WEW 35/1	1059000000	H.5
WEW 35/2	1061200000	H.13
WEW 35/2	1061200000	H.5
WGB 5 ABDG.M.GRUPPENBEZ	1050760000	K.18
WGB 8 ABDG.M.GRUPPENBEZ	1050960000	K.18
WK IK PH0	9918460000	J.19
WK IK PH1	9918470000	J.19
WK IK PH2	9918480000	J.19
WK IK PZ0	9918490000	J.19
WK IK PZ1	9918500000	J.19
WK IK PZ2	9918510000	J.19
WK K PH0	9918570000	J.18
WK K PH1	9918580000	J.18
WK K PH2	9918590000	J.18
WK K PZ0	9918600000	J.18
WK K PZ1	9918610000	J.18
WK K PZ2	9918620000	J.18
WK S 0,4x2,5	9918520000	J.18
WK S 0,5x3,0	9918530000	J.18
WK S 0,6x3,5	9918540000	J.18
WK S 0,8x4,0	9918550000	J.18
WK S 1,0x5,5	9918560000	J.18
WK SI 0,4x2,5	9918410000	J.19
WK SI 0,5x3,0	9918420000	J.19
WK SI 0,6x3,5	9918430000	J.19
WK SI 0,8x4,0	9918440000	J.19
WK SI 1,0x5,5	9918450000	J.19
WS 10/12 MC NEUTRAL	1905970000	K.15
WS 10/12 MC SONDERDRUCK	1906060000	K.15
WS 10/15 MC Neutr.	1854090000	K.15
WS 10/15 MC Sonderdruck	1854100000	K.15
WS 10/5 MC BEDRUCKT	1635010000	K.14
WS 10/5 MC Midd. Neutr.	1792000000	K.16
WS 10/5 MC Midd. Neutr.	1792000000	K.14
WS 10/5 MC Midd. Neutr.	1792000000	K.17
WS 10/5 MC Midd. Sonder	1792010000	K.14
WS 10/5 MC NEUTRAL	1635000000	K.16
WS 10/5 MC NEUTRAL	1635000000	K.14
WS 10/5 MC neutral BL	1773531693	K.14
WS 10/5 MC neutral GE	1773531687	K.14
WS 10/5 MC neutral RT	1773531686	K.14
WS 10/5 Sonderdr. Laser	1773370000	K.9
WS 10/6 MC Midd. Neutr.	1818400000	K.14
WS 10/6 MC Midd. Sonder	1818410000	K.15
WS 10/6 MC MIDDLE GE	1917430000	K.14
WS 10/6 MC MIDDLE GN	1917420000	K.14
WS 10/6 MC MIDDLE OR	1917410000	K.14
WS 10/6 MC MIDDLE RT	1917440000	K.14
WS 10/6 MC NEUTRAL	1828450000	K.14
WS 10/6 MC Sonderdruck	1828460000	K.15
WS 10/8 MC NEUTRAL	1905950000	K.15
WS 10/8 MC SONDERDRUCK	1906030000	K.15
WS 12/3,5 MC neutral	1778270000	K.14
WS 12/3,5 MC Sonderdr.	1778280000	K.14

Type	Order No.	Page
WS 12/5 FSZ 1-10	1773430001	K.9
WS 12/5 FSZ 11-20	1773430011	K.9
WS 12/5 FSZ 21-30	1773430021	K.9
WS 12/5 FSZ 31-40	1773430031	K.9
WS 12/5 FSZ 41-50	1773430041	K.9
WS 12/5 FWZ 1-10	1773330001	K.9
WS 12/5 FWZ 11-20	1773330011	K.9
WS 12/5 FWZ 21-30	1773330021	K.9
WS 12/5 FWZ 31-40	1773330031	K.9
WS 12/5 FWZ 41-50	1773330041	K.9
WS 12/5 MC BEDRUCKT	1609870000	K.14
WS 12/5 MC NEUTRAL	1609860000	K.14
WS 12/5 MC NEUTRAL	1609860000	K.18
WS 12/5 MC NEUTRAL	1609860000	K.19
WS 12/5 MC neutral BL	1773541693	K.14
WS 12/5 MC neutral GE	1773541687	K.14
WS 12/5 MC neutral OR	1773541690	K.14
WS 12/5 MC neutral RT	1773541686	K.14
WS 12/5 PLUS MC NEUTRAL	1927510000	K.14
WS 12/5 PLUS SONDERDRUCK	1927520000	K.14
WS 12/5 Sonderdr. Laser	1773380000	K.9
WS 12/6 MC BEDRUCKT	1609910000	K.15
WS 12/6 MC NEUTRAL	1609900000	K.14
WS 12/6 MC neutral BL	1773551693	K.14
WS 12/6 MC neutral BR	1773551692	K.14
WS 12/6 MC neutral GE	1773551687	K.14
WS 12/6 MC neutral OR	1773551690	K.14
WS 12/6 MC neutral RT	1773551686	K.14
WS 12/6 MC neutral VI	1773551689	K.14
WS 12/6 PLUS MC NEUTRAL	1927530000	K.14
WS 12/6 PLUS SONDERDRUCK	1927540000	K.15
WS 12/6,5 MC BEDRUCKT	1609930000	K.15
WS 12/6,5 MC NEUTRAL	1609920000	K.15
WS 12/6,5 MC neutral BL	1773561693	K.15
WS 12/6,5 MC neutral GE	1773561687	K.15
WS 12/6,5 MC neutral GN	1773561688	K.15
WS 12/6,5 MC neutral RT	1773561686	K.15
WS 12/8 MC NEUTRAL	1906000000	K.15
WS 12/8 MC SONDERDRUCK	1906010000	K.15
WS 14/5 MC NEUTRAL	1768090000	K.14
WS 15/5 MC BEDRUCKT	1609890000	K.14
WS 15/5 MC NEUTRAL	1609880000	K.14
WS 15/5 MC neutral GE	1773571687	K.14
WS 8/5 MC BEDRUCKT	1640750000	K.14
WS 8/5 MC NEUTRAL	1640740000	K.14
WS 8/5 MC neutral BL	1773521693	K.14
WS 8/5 MC neutral GE	1773521687	K.14
WS 8/5 MC neutral OR	1773521690	K.14
WS 8/5 MC neutral RT	1773521686	K.14
WS 8/5 PLUS MC NEUTRAL	1951870000	K.14
WS 8/5 Sonderdr. Laser	1773360000	K.9
WS 8/6 PLUS MC NEUTRAL	1951880000	K.14
WSH 1	1068700000	G.6
WSH 18 MT	1083100000	G.7
WSH 19 MT	1083200000	G.7
WSH 20 MT	1752950000	G.7
WSH 3/H/N	1715970000	G.6
WSH 4 MT	1079900000	G.9
WSH 5	1080100000	G.6
WSH 6	1080200000	G.6
WTW EN	1058800000	A.12
WTW EN	1058800000	B.10
WTW EN	1058800000	A.13
WTW EN	1058800000	A.34
WTW EN	1058800000	B.11
WTW EN	1058800000	B.34

Z

Type	Order No.	Page
ZB 10 F.10X3/10X5/10X10	1261300000	H.6
ZB 16 ZKSC	0316600000	A.30
ZB 16 ZKSC	0316600000	A.31
ZB 16 ZKSC	0316600000	H.6
ZB 16/6	0556800000	H.6
ZB 16/6K GE/GN	0569660000	H.7
ZB 16K BL	0502880000	H.7
ZB 16K GE/GN	0502860000	H.7
ZB 35/M6X16	0266500000	A.30
ZB 35/M6X16	0266500000	A.31
ZB 35/M6X16	0266500000	H.6
ZB 35K BL M6X16	0502680000	H.7
ZB 35K GE/GN M6X16	0502660000	H.7
ZB 35K SW M6X16	0502610000	H.7
ZB 4	0316500000	H.6
ZB 4	0316500000	A.30
ZB 4	0316500000	A.31
ZB 4/6	0556700000	H.6
ZB 4/6K BL	0565480000	H.7
ZB 4/6K GE/GN	0565460000	H.7
ZB 4G BL	0322180000	H.7
ZB 4G GN/GE	0322160000	H.7
ZB 4G SW	0322110000	H.7
ZB 4K BL	0475380000	H.7
ZB 4K GE/GN	0475360000	H.7
ZBE 6	0459500000	H.6
ZBE 6K BL	0525980000	H.7
ZBE 6K GE/GN	0525960000	H.7
ZBE 6K SW	0525910000	H.7
ZEW 15	7920340000	H.13
ZEW 35	9540000000	H.13
ZEW 35/2	8630740000	H.13
ZF 4 S	1814680000	H.7
ZF 4 S BL	1814660000	H.7
ZF 4 S GN	1814670000	H.7
ZGB 15	1636530000	K.19
ZGB 30	1611930000	K.19
ZS 10/5 MC BEDRUCKT	1610010000	K.15
ZS 10/5 MC NEUTRAL	1610000000	K.15
ZS 12/6 BEDRUCKT	1610030000	K.15
ZS 12/6 MC NEUTRAL	1610020000	K.15
ZS 15/5 MC BEDRUCKT	1646640000	K.15
ZS 15/5 MC NEUTRAL	1646630000	K.15
ZS 2.3/4	0249600000	I.14
ZU 1	0240600000	I.5

Order No.	Type	Page

0050000000

0053160000	DK 4/35 RC 220R/220N	A.56

0100000000

0101700000	TST 2/M6	H.14
0103300000	BFSC M4X9T	A.26
0103300000	BFSC M4X9T	B.24
0103300000	BFSC M4X9T	B.25
0103300000	BFSC M4X9T	A.27
0103300000	BFSC M4X9T	B.30
0103300000	BFSC M4X9T	H.4
0103300000	BFSC M4X9T	I.9
0105060000	SAK 4 OR	I.7
0105100000	AP SAK4-10 DB	I.6
0105160000	AP SAK4-10 OR	I.6
0105360000	AP ASK1 OR	I.6
0105420000	SAKT 1/35/LT	A.32
0105620000	SAKT 1/35/LT STB	A.32
0105720000	SAKT 1/35/QT1	A.33
0105820000	SAKT 1/35/DU1	A.32
0105920000	SAKT 2/35/LT/STB	A.33
0106020000	SAKT 2/35/LT 4STB	A.33
0107160000	SAK 2.5/TC AL	B.34
0107180000	SAK 2.5/TC AL BL	I.7
0107260000	SAK 2.5/TC CH	B.34
0107280000	SAK 2.5/TC CH BL	I.7
0108520000	SAK 2.5 SW 1X1/KRG	I.7
0108560000	SAK 2.5 SW 1X1	I.7
0108560000	SAK 2.5 SW 1X1	B.38
0108960000	AKZ 2.5 K SW U/V 1X1	E.13

0110000000

0110020000	SAK 10 KRG	B.7
0110040000	SAK 10 OR	I.7
0110060000	SAK 10	B.3
0110070000	SAK 10 KRG/BL	I.7
0110070000	SAK 10 KRG/BL	B.7
0110080000	SAK 10 BL	B.3
0110080000	SAK 10 BL	I.7
0114100000	QL 2 SAKB10	B.30
0114300000	QL 3 SAKB10	B.30
0114500000	QL 4 SAKB10	B.30
0117500000	TS 15X5/LL 2M/ST/ZN	H.10
0117510000	TS 15X5/LL 1M/ST/ZN	H.10
0117900000	AP SAK4-10 RT	I.6
0117910000	AP SAK4-10 I	I.6
0117920000	AP SAK4-10 KRG	I.4
0117920000	AP SAK4-10 KRG	I.6
0117920000	AP SAK4-10 KRG	A.7
0117920000	AP SAK4-10 KRG	A.20
0117920000	AP SAK4-10 KRG	B.44
0117920000	AP SAK4-10 KRG	B.7
0117920000	AP SAK4-10 KRG	B.19
0117920000	AP SAK4-10 KRG	B.6
0117920000	AP SAK4-10 KRG	A.8
0117960000	AP SAK4-10	A.38
0117960000	AP SAK4-10	A.37
0117960000	AP SAK4-10	A.3
0117960000	AP SAK4-10	B.3
0117960000	AP SAK4-10	B.37
0117960000	AP SAK4-10	B.44
0117960000	AP SAK4-10	C.2
0117960000	AP SAK4-10	C.3
0117960000	AP SAK4-10	C.4
0117960000	AP SAK4-10	C.5
0117960000	AP SAK4-10	I.6
0117970000	AP SAK4-10 KRG/BL	B.19
0117970000	AP SAK4-10 KRG/BL	A.8
0117970000	AP SAK4-10 KRG/BL	A.7
0117970000	AP SAK4-10 KRG/BL	B.44
0117970000	AP SAK4-10 KRG/BL	B.7
0117970000	AP SAK4-10 KRG/BL	I.6
0117970000	AP SAK4-10 KRG/BL	B.6
0117970000	AP SAK4-10 KRG/BL	A.20
0117980000	AP SAK4-10 BL	C.3
0117980000	AP SAK4-10 BL	C.5
0117980000	AP SAK4-10 BL	C.4
0117980000	AP SAK4-10 BL	C.2
0117980000	AP SAK4-10 BL	B.3
0117980000	AP SAK4-10 BL	I.6
0117980000	AP SAK4-10 BL	A.3

0120000000

0122700000	STB 5.5/D3.7/2.3/M3 ZB	I.15
0122800000	TS 32X15 2M/ST/ZN	H.10
0123600000	QL 2 SAK35	B.8
0123600000	QL 2 SAK35	I.9
0123600000	QL 2 SAK35	C.4
0123600000	QL 2 SAK35	B.5
0123600000	QL 2 SAK35	B.4
0123600000	QL 2 SAK35	A.4
0123600000	QL 2 SAK35	A.5
0123700000	QL 3 SAK35	C.4
0123700000	QL 3 SAK35	B.8
0123700000	QL 3 SAK35	B.4
0123700000	QL 3 SAK35	A.4
0123700000	QL 3 SAK35	A.5
0123700000	QL 3 SAK35	I.9
0123700000	QL 3 SAK35	B.5
0123800000	QL 4 SAK35	A.4
0123800000	QL 4 SAK35	I.9
0123800000	QL 4 SAK35	C.4
0123800000	QL 4 SAK35	B.5
0123800000	QL 4 SAK35	B.4
0123800000	QL 4 SAK35	B.8
0123800000	QL 4 SAK35	A.5
0124000000	VL 2 SAK35	A.4
0124000000	VL 2 SAK35	B.4
0124000000	VL 2 SAK35	B.5
0124000000	VL 2 SAK35	A.5
0124000000	VL 2 SAK35	I.12
0124000000	VL 2 SAK35	B.8
0124300000	H16,0/15	J.33
0124400000	H25,0/15	J.33
0124620000	SAKT 1/35/QT2	A.33
0124700000	H6,0/15	J.33
0124800000	H10,0/15	J.33
0126600000	SAKH 6 EP/SW	I.7
0126600000	SAKH 6 EP/SW	D.6
0126700000	SAKH 10 EP/SW	I.7
0126700000	SAKH 10 EP/SW	D.7
0128300000	SAK 4 EP/SW	I.7
0128300000	SAK 4 EP/SW	D.6
0128320000	SAK 4 KRG	B.6
0128370000	SAK 4 KRG BL	I.7
0128370000	SAK 4 KRG BL	B.6
0128380000	SAK 4 BL	B.3
0128380000	SAK 4 BL	I.7
0128900000	BFSC M3X22 PA/RT	A.7
0128900000	BFSC M3X22 PA/RT	I.17
0128900000	BFSC M3X22 PA/RT	A.8
0128900000	BFSC M3X22 PA/RT	C.5
0128900000	BFSC M3X22 PA/RT	A.9
0128900000	BFSC M3X22 PA/RT	A.3
0128900000	BFSC M3X22 PA/RT	B.2
0128900000	BFSC M3X22 PA/RT	A.40
0128900000	BFSC M3X22 PA/RT	C.4
0128900000	BFSC M3X22 PA/RT	B.45
0128900000	BFSC M3X22 PA/RT	B.39
0128900000	BFSC M3X22 PA/RT	A.4
0128900000	BFSC M3X22 PA/RT	B.4
0128900000	BFSC M3X22 PA/RT	B.3
0128900000	BFSC M3X22 PA/RT	C.3
0128900000	BFSC M3X22 PA/RT	A.2
0128900000	BFSC M3X22 PA/RT	C.2
0128900000	BFSC M3X22 PA/RT	B.7
0128900000	BFSC M3X22 PA/RT	B.6
0129100000	BFSC M4X32 PA/RT	B.5
0129100000	BFSC M4X32 PA/RT	A.5
0129100000	BFSC M4X32 PA/RT	B.4
0129100000	BFSC M4X32 PA/RT	B.9
0129100000	BFSC M4X32 PA/RT	A.9
0129100000	BFSC M4X32 PA/RT	C.4
0129100000	BFSC M4X32 PA/RT	B.8
0129100000	BFSC M4X32 PA/RT	A.4
0129100000	BFSC M4X32 PA/RT	I.17

0130000000

0130000000	STB 7.5/D6/4/M4 ZB/SAKB	I.15
0130070000		I.10
0130100000	TW SAK4-10 EP/SW	D.6
0130120000	TW SAK4-10 KRG	A.8
0130120000	TW SAK4-10 KRG	B.44
0130120000	TW SAK4-10 KRG	A.20
0130120000	TW SAK4-10 KRG	B.6
0130120000	TW SAK4-10 KRG	A.7
0130120000	TW SAK4-10 KRG	B.7
0130120000	TW SAK4-10 KRG	B.19
0130160000	TW 4 SAK4-10	C.4
0130160000	TW 4 SAK4-10	C.5
0130160000	TW 4 SAK4-10	B.3
0130160000	TW 4 SAK4-10	B.37
0130160000	TW 4 SAK4-10	A.38
0130160000	TW 4 SAK4-10	C.2
0130160000	TW 4 SAK4-10	A.37
0130160000	TW 4 SAK4-10	A.36
0130160000	TW 4 SAK4-10	B.44
0130160000	TW 4 SAK4-10	A.3
0130160000	TW 4 SAK4-10	C.3
0130170000	TW SAK4-10 KRG/BL	A.8
0130170000	TW SAK4-10 KRG/BL	A.7
0130170000	TW SAK4-10 KRG/BL	A.20
0130170000	TW SAK4-10 KRG/BL	B.19
0130170000	TW SAK4-10 KRG/BL	B.7
0130170000	TW SAK4-10 KRG/BL	B.6
0130170000	TW SAK4-10 KRG/BL	B.44
0130180000	TW 4 SAK4-10 BL	C.5
0130180000	TW 4 SAK4-10 BL	C.4
0130180000	TW 4 SAK4-10 BL	A.3
0130180000	TW 4 SAK4-10 BL	C.3
0130180000	TW 4 SAK4-10 BL	C.2
0130180000	TW 4 SAK4-10 BL	B.3
0130200000	STB 6/D3.9/2.3/M2.5 ZB	B.6
0130200000	STB 6/D3.9/2.3/M2.5 ZB	I.15
0130600000	QL 2 SAK4	A.38
0130600000	QL 2 SAK4	B.44
0130600000	QL 2 SAK4	B.37
0130600000	QL 2 SAK4	A.37
0130600000	QL 2 SAK4	I.10
0130600000	QL 2 SAK4	I.9
0130700000	QL 3 SAK4	A.37
0130700000	QL 3 SAK4	I.9
0130700000	QL 3 SAK4	A.38
0130700000	QL 3 SAK4	B.44
0130700000	QL 3 SAK4	B.37
0130800000	QL 4 SAK4	B.44
0130800000	QL 4 SAK4	B.37
0130800000	QL 4 SAK4	A.38
0130800000	QL 4 SAK4	A.37
0130800000	QL 4 SAK4	I.10
0130800000	QL 4 SAK4	I.9
0131700000	AP SAKH6/10 EP/SW	D.7
0131700000	AP SAKH6/10 EP/SW	I.6
0131700000	AP SAKH6/10 EP/SW	D.6
0131720000	AP SAKH6/10 KRG	I.6
0131730000	AP SAKH6/10 KRS	I.4
0132660010	DEK 5 FW 10-500	K.7
0132961021	DEK 5 GS A	K.7
0132961022	DEK 5 GS B	K.7
0132961023	DEK 5 GS C	K.7
0132961024	DEK 5 GS D	K.7
0132961025	DEK 5 GS E	K.7
0132961026	DEK 5 GS F	K.7
0132961027	DEK 5 GS G	K.7
0132961028	DEK 5 GS H	K.7
0132961029	DEK 5 GS I	K.7
0132961030	DEK 5 GS J	K.7
0132961031	DEK 5 GS K	K.7
0132961032	DEK 5 GS L	K.7
0132961033	DEK 5 GS M	K.7
0132961034	DEK 5 GS N	K.7
0132961035	DEK 5 GS O	K.7
0132961036	DEK 5 GS P	K.7
0132961037	DEK 5 GS Q	K.7
0132961038	DEK 5 GS R	K.7
0132961039	DEK 5 GS S	K.7
0132961040	DEK 5 GS T	K.7
0132961041	DEK 5 GS U	K.7
0132961042	DEK 5 GS V	K.7
0132961043	DEK 5 GS W	K.7
0132961044	DEK 5 GS X	K.7
0132961045	DEK 5 GS Y	K.7
0132961046	DEK 5 GS Z	K.7
0133161114	DEK 5 FW U1-PE1	K.7
0133161115	DEK 5 FW U2-PE2	K.7
0133161116	DEK 5 FW U3-PE3	K.7
0133161117	DEK 5 FW U4-PE4	K.7
0133161118	DEK 5 FW U5-PE5	K.7
0133161119	DEK 5 FW U6-PE6	K.7
0133161120	DEK 5 FW U7-PE7	K.7
0133161121	DEK 5 FW U8-PE8	K.7
0133161122	DEK 5 FW U9-PE9	K.7
0133261150	DEK 5 FW X1-Z1	K.7
0133261151	DEK 5 FW X2-Z2	K.7
0133261152	DEK 5 FW X3-Z3	K.7
0133261153	DEK 5 FW X4-Z4	K.7
0133261154	DEK 5 FW X5-Z5	K.7
0133261155	DEK 5 FW X6-Z6	K.7
0133261156	DEK 5 FW X7-Z7	K.7
0133261157	DEK 5 FW X8-Z8	K.7
0133261158	DEK 5 FW X9-Z9	K.7
0133261159	DEK 5 FW X10-Z10	K.7
0133360001	DEK 6 FSZ 1-10	K.8
0133360011	DEK 6 FSZ 11-20	K.8
0133360021	DEK 6 FSZ 21-30	K.8
0133360031	DEK 6 FSZ 31-40	K.8
0133360041	DEK 6 FSZ 41-50	K.8
0133360051	DEK 6 FSZ 51-60	K.8
0133360061	DEK 6 FSZ 61-70	K.8
0133360071	DEK 6 FSZ 71-80	K.8
0133360081	DEK 6 FSZ 81-90	K.8
0133360091	DEK 6 FSZ 91-100	K.8
0133400000	STB 28.5 IH/SW SAK2.5	I.15
0134120000	SAKA 10	B.30
0134220000	AP SAKA KRG	B.30
0134220000	AP SAKA KRG	I.6
0134220000	AP SAKA KRG	I.4
0134420000	KS 2 O.D2	F.4
0134500000	D2 KS2 TP	F.4
0134700000	TS 15X5 2M/AL/BK	H.10
0134920000	SAKB 10	B.30
0135200000	STB 13.5/D6/4/M4 SAKA10	B.30
0135200000	STB 13.5/D6/4/M4 SAKA10	I.15
0135500000	QL 2 SAKA10	I.10
0135500000	QL 2 SAKA10	B.19
0135500000	QL 2 SAKA10	A.20
0135500000	QL 2 SAKA10	B.30
0135600000	QL 3 SAKA10	B.19
0135600000	QL 3 SAKA10	A.20
0135600000	QL 3 SAKA10	B.30
0135700000	QL 4 SAKA10	B.30
0135700000	QL 4 SAKA10	B.19
0135700000	QL 4 SAKA10	A.20
0135800000	VL 2 SAK16/SAKA	A.4
0135800000	VL 2 SAK16/SAKA	I.12
0135800000	VL 2 SAK16/SAKA	A.9
0135800000	VL 2 SAK16/SAKA	B.4
0135800000	VL 2 SAK16/SAKA	C.3
0135800000	VL 2 SAK16/SAKA	B.7
0135900000	VL 2 SAK6/10/SAKB	B.7
0135900000	VL 2 SAK6/10/SAKB	A.3
0135900000	VL 2 SAK6/10/SAKB	B.3
0135900000	VL 2 SAK6/10/SAKB	I.12
0135900000	VL 2 SAK6/10/SAKB	A.8
0136400000	SS M4 D 128-A 4	I.10
0136400000	SS M4 D 128-A 4	A.20
0136400000	SS M4 D 128-A 4	B.5
0136400000	SS M4 D 128-A 4	A.26
0136400000	SS M4 D 128-A 4	A.27
0136400000	SS M4 D 128-A 4	C.4
0136400000	SS M4 D 128-A 4	B.9
0136400000	SS M4 D 128-A 4	B.8
0136400000	SS M4 D 128-A 4	B.4
0136400000	SS M4 D 128-A 4	A.9
0136400000	SS M4 D 128-A 4	A.4
0136400000	SS M4 D 128-A 4	B.24
0136400000	SS M4 D 128-A 4	A.5
0136400000	SS M4 D 128-A 4	B.19
0136400000	SS M4 D 128-A 4	B.25
0137400000	E 14/2A RS	A.28
0137400000	E 14/2A RS	A.26
0137400000	E 14/2A RS	B.26
0137400000	E 14/2A RS	B.24
0137500000	E 14/4A BR	A.26
0137500000	E 14/4A BR	B.24
0137500000	E 14/4A BR	B.26
0137500000	E 14/4A BR	A.28
0138000000	P 14/2 D01 RS SAKS4	A.26
0138000000	P 14/2 D01 RS SAKS4	B.24
0138000000	P 14/2 D01 RS SAKS4	A.29
0138000000	P 14/2 D01 RS SAKS4	B.27
0138100000	P 14/4 D01 BR SAKS4	A.29
0138100000	P 14/4 D01 BR SAKS4	B.24
0138100000	P 14/4 D01 BR SAKS4	A.26
0138100000	P 14/4 D01 BR SAKS4	B.27
0139160000	SAK 70/35	A.6

0140000000

0140200000	STB 16/D7/4/M4 SAK35	B.5
0140200000	STB 16/D7/4/M4 SAK35	A.5
0140200000	STB 16/D7/4/M4 SAK35	I.15
0140200000	STB 16/D7/4/M4 SAK35	B.4
0140200000	STB 16/D7/4/M4 SAK35	A.9
0140200000	STB 16/D7/4/M4 SAK35	A.4
0140200000	STB 16/D7/4/M4 SAK35	C.4
0140200000	STB 16/D7/4/M4 SAK35	B.9
0140200000	STB 16/D7/4/M4 SAK35	B.8
0140200000	STB 16/D7/4/M4 SAK35	B.30
0140320000	KS 4 O.D4	F.4
0140500000	D4 KS4 TP	F.4
0140620000	KS 6 O.D6	F.4
0140800000	D6 KS6 TP	F.4
0141620000	KS 10 O.D10	F.4
0141800000	D10 KS10 TP	F.4
0142800000	ELSO 2 F.KS 2	F.4
0142900000	ELSO 4 F.KS 4	F.4
0143000000	ELSO 6 F.KS 6	F.4
0143100000	ELSO 10 F.KS 10	F.4
0143200000	ELSB 2 BEZ. 1-2	F.4
0143300000	ELSB 4 BEZ. 1-4	F.4
0143400000	ELSB 6 BEZ. 1-6	F.4
0143500000	ELSB 10 BEZ. 1-10	F.4
0144400000	SAKE 35	B.14
0146710000	AP SAKB-C-T I	B.19
0146720000	AP SAKB/C/T KRG	I.6
0146720000	AP SAKB/C/T KRG	B.32
0146720000	AP SAKB/C/T KRG	I.4
0146720000	AP SAKB/C/T KRG	A.20
0146720000	AP SAKB/C/T KRG	B.31
0146720000	AP SAKB/C/T KRG	A.32
0146720000	AP SAKB/C/T KRG	A.33
0146720000	AP SAKB/C/T KRG	B.30
0146760000	AP SAKB/C/T BE	I.6
0147100000	STB 17/D6/4/M4 SAKC10	B.19
0147100000	STB 17/D6/4/M4 SAKC10	A.20
0147100000	STB 17/D6/4/M4 SAKC10	D.9
0147100000	STB 17/D6/4/M4 SAKC10	B.29
0147100000	STB 17/D6/4/M4 SAKC10	I.15

0150000000

0150420000	SAKG 70 II/GW	B.50
0150960000	AP SAKD2.5N	A.2
0150960000	AP SAKD2.5N	I.6
0150960000	AP SAKD2.5N	I.4
0150960000	AP SAKD2.5N	B.2
0150980000	AP SAKD2.5N BL	I.6
0150980000	AP SAKD2.5N BL	A.2
0150980000	AP SAKD2.5N BL	B.2
0151400000	TW SAKG28 HP/DBR/2	B.47
0151400000	TW SAKG28 HP/DBR/2	B.46
0151400000	TW SAKG28 HP/DBR/2	B.48
0151400000	TW SAKG28 HP/DBR/2	A.44
0151400000	TW SAKG28 HP/DBR/2	B.49

Order No.	Type	Page
0151400000	TW SAKG28 HP/DBR/2	A.43
0151400000	TW SAKG28 HP/DBR/2	B.50
0155900000	QL 2 SAK2.5	A.33
0155900000	QL 2 SAK2.5	I.9
0155900000	QL 2 SAK2.5	B.32
0155900000	QL 2 SAK2.5	I.10
0156000000	QL 3 SAK2.5	B.32
0156000000	QL 3 SAK2.5	I.10
0156000000	QL 3 SAK2.5	I.9
0156000000	QL 3 SAK2.5	A.33
0156100000	QL 4 SAK2.5	I.9
0156100000	QL 4 SAK2.5	A.33
0156100000	QL 4 SAK2.5	B.32
0156100000	QL 4 SAK2.5	I.10
0157261187	DEK 5 GS PE	K.7
0157261202	DEK 5 GS ERDE	K.7
0157261203	DEK 5 GS ERDE IM KREIS	K.7
0158760000	AKZ 4 SF SE 6.3/2.8	E.9

0160000000

0162220000	SAKS 4 USA	B.25
0162520000	AP AKA2.5	I.6
0162520000	AP AKA2.5	E.12
0162570000	AP AKA2.5 KRG/BL	E.12
0162570000	AP AKA2.5 KRG/BL	I.6
0164000000	TSTW 6/M6	H.14
0164400000	SS M3 D 128-A 3	B.28
0164400000	SS M3 D 128-A 3	A.11
0164400000	SS M3 D 128-A 3	I.10
0164600000	TW SAKG28 HP/TF/GE/2	A.43
0164600000	TW SAKG28 HP/TF/GE/2	A.44
0164600000	TW SAKG28 HP/TF/GE/2	B.47
0164600000	TW SAKG28 HP/TF/GE/2	B.50
0164600000	TW SAKG28 HP/TF/GE/2	B.46
0164600000	TW SAKG28 HP/TF/GE/2	B.48
0164600000	TW SAKG28 HP/TF/GE/2	B.49
0165860000	STA 2.5/2	B.43
0165860000	STA 2.5/2	A.36
0165860000	STA 2.5/2	A.37
0165860000	STA 2.5/2	B.42
0165860000	STA 2.5/2	B.36
0165960000	STA 2.5/3	A.37
0165960000	STA 2.5/3	B.36
0165960000	STA 2.5/3	B.42
0165960000	STA 2.5/3	B.43
0165960000	STA 2.5/3	A.36
0166060000	STA 2.5/5	B.42
0166060000	STA 2.5/5	B.43
0166060000	STA 2.5/5	B.36
0166060000	STA 2.5/5	A.36
0166060000	STA 2.5/5	A.37
0166160000	STA 2.5/8	B.42
0166160000	STA 2.5/8	A.36
0166160000	STA 2.5/8	B.36
0166160000	STA 2.5/8	B.43
0166160000	STA 2.5/8	A.37
0166800000	TW AKZ4 HP/DBR/0.5	E.10
0167000000	QL 3 SAK70	I.9
0167000000	QL 3 SAK70	B.9
0167000000	QL 3 SAK70	A.6
0168600000	STB 14/D5/2.3/M3 SAK2.5	A.11
0168600000	STB 14/D5/2.3/M3 SAK2.5	B.3
0168600000	STB 14/D5/2.3/M3 SAK2.5	B.28
0168600000	STB 14/D5/2.3/M3 SAK2.5	B.42
0168600000	STB 14/D5/2.3/M3 SAK2.5	B.43
0168600000	STB 14/D5/2.3/M3 SAK2.5	I.15
0168600000	STB 14/D5/2.3/M3 SAK2.5	B.6
0168600000	STB 14/D5/2.3/M3 SAK2.5	D.6
0168600000	STB 14/D5/2.3/M3 SAK2.5	C.5
0168600000	STB 14/D5/2.3/M3 SAK2.5	A.36
0168600000	STB 14/D5/2.3/M3 SAK2.5	A.37
0168600000	STB 14/D5/2.3/M3 SAK2.5	B.36
0168600000	STB 14/D5/2.3/M3 SAK2.5	A.7
0168600000	STB 14/D5/2.3/M3 SAK2.5	A.3
0168600000	STB 14/D5/2.3/M3 SAK2.5	C.4
0168600000	STB 14/D5/2.3/M3 SAK2.5	C.2
0168800000	SAK 4 CUN/EP/SW	D.6
0169300000	TS 32X15 2M/AL/BK	H.10
0169900000	STB 14/D6/4/M3 SAK10	B.32
0169900000	STB 14/D6/4/M3 SAK10	A.3
0169900000	STB 14/D6/4/M3 SAK10	A.9
0169900000	STB 14/D6/4/M3 SAK10	B.3
0169900000	STB 14/D6/4/M3 SAK10	B.4
0169900000	STB 14/D6/4/M3 SAK10	B.7
0169900000	STB 14/D6/4/M3 SAK10	A.33
0169900000	STB 14/D6/4/M3 SAK10	A.8
0169900000	STB 14/D6/4/M3 SAK10	I.20
0169900000	STB 14/D6/4/M3 SAK10	A.4
0169900000	STB 14/D6/4/M3 SAK10	A.32
0169900000	STB 14/D6/4/M3 SAK10	C.3
0169900000	STB 14/D6/4/M3 SAK10	B.28
0169900000	STB 14/D6/4/M3 SAK10	I.15
0169900000	STB 14/D6/4/M3 SAK10	B.31

0170000000

0170020000	SAKG 28 I	B.46
0170320000	SAKG 28 II	B.47
0170420000	SAKG 32 II	B.49
0170520000	SAKG 40 II	B.51
0170620000	SAKG 46 II	B.52
0170720000	SAKG 54 II	B.53
0170820000	SAKG 28 III	B.48
0172160000	SAKR/35	A.18
0172180000	SAKR/35 BL	I.7
0172180000	SAKR/35 BL	A.18
0172190000	SAKR/35 WS	I.7
0177100000	TW SAKG46 HP/DBR/2	B.52
0177100000	TW SAKG46 HP/DBR/2	A.42
0177100000	TW SAKG46 HP/DBR/2	B.49
0177100000	TW SAKG46 HP/DBR/2	A.43
0177100000	TW SAKG46 HP/DBR/2	A.47
0177100000	TW SAKG46 HP/DBR/2	B.53
0177100000	TW SAKG46 HP/DBR/2	B.48
0177100000	TW SAKG46 HP/DBR/2	A.44
0177100000	TW SAKG46 HP/DBR/2	B.50
0177100000	TW SAKG46 HP/DBR/2	A.46
0177100000	TW SAKG46 HP/DBR/2	B.51
0177100000	TW SAKG46 HP/DBR/2	A.45
0177600000	AP SAK4-10 KRG/DB	I.6
0178100000	TSTW 5/M5	H.14
0178220000	SAKS 4/35 USA	A.27
0178500000	AD 3 SAK10	I.17
0178600000	AD 4 SAK10	C.3
0178600000	AD 4 SAK10	I.17
0178600000	AD 4 SAK10	B.7
0178600000	AD 4 SAK10	A.8
0178600000	AD 4 SAK10	A.3
0178600000	AD 4 SAK10	B.3
0178700000	AD 4 SAK35	C.4
0178700000	AD 4 SAK35	I.17
0178700000	AD 4 SAK35	A.9
0178700000	AD 4 SAK35	B.5
0178700000	AD 4 SAK35	A.5
0178700000	AD 4 SAK35	A.4
0178700000	AD 4 SAK35	B.8
0179900000	TW SAKG46 HP/TF/GE/2	B.52
0179900000	TW SAKG46 HP/TF/GE/2	A.42
0179900000	TW SAKG46 HP/TF/GE/2	A.45
0179900000	TW SAKG46 HP/TF/GE/2	B.49
0179900000	TW SAKG46 HP/TF/GE/2	B.48
0179900000	TW SAKG46 HP/TF/GE/2	A.44
0179900000	TW SAKG46 HP/TF/GE/2	B.53
0179900000	TW SAKG46 HP/TF/GE/2	B.50
0179900000	TW SAKG46 HP/TF/GE/2	A.47
0179900000	TW SAKG46 HP/TF/GE/2	B.51
0179900000	TW SAKG46 HP/TF/GE/2	A.46
0179900000	TW SAKG46 HP/TF/GE/2	A.43

0180000000

0180400000	PS 2.3 RT	E.3
0180400000	PS 2.3 RT	A.2
0180400000	PS 2.3 RT	E.9
0180400000	PS 2.3 RT	E.8
0180400000	PS 2.3 RT	A.54
0180400000	PS 2.3 RT	B.28
0180400000	PS 2.3 RT	A.19
0180400000	PS 2.3 RT	I.14
0180400000	PS 2.3 RT	A.50
0180400000	PS 2.3 RT	A.51
0180400000	PS 2.3 RT	A.52
0180400000	PS 2.3 RT	A.53
0180400000	PS 2.3 RT	A.11
0180400000	PS 2.3 RT	B.40
0180400000	PS 2.3 RT	A.55
0180400000	PS 2.3 RT	A.56
0180400000	PS 2.3 RT	B.45
0180400000	PS 2.3 RT	B.43
0180400000	PS 2.3 RT	B.42
0180400000	PS 2.3 RT	B.41
0180400000	PS 2.3 RT	A.18
0180400000	PS 2.3 RT	A.38
0180400000	PS 2.3 RT	B.19
0180400000	PS 2.3 RT	B.56
0180400000	PS 2.3 RT	A.13
0180400000	PS 2.3 RT	B.57
0180400000	PS 2.3 RT	E.2
0180400000	PS 2.3 RT	B.2
0180400000	PS 2.3 RT	E.11
0180400000	PS 2.3 RT	B.59
0180400000	PS 2.3 RT	B.6
0180400000	PS 2.3 RT	A.40
0180400000	PS 2.3 RT	B.18
0180400000	PS 2.3 RT	A.39
0180400000	PS 2.3 RT	B.58
0180400000	PS 2.3 RT	B.60
0180400000	PS 2.3 RT	A.36
0180400000	PS 2.3 RT	A.37
0180400000	PS 2.3 RT	B.39
0180400000	PS 2.3 RT	B.38
0180400000	PS 2.3 RT	B.37
0180400000	PS 2.3 RT	A.20
0180400000	PS 2.3 RT	B.36
0180400000	PS 2.3 RT	B.61
0180400000	PS 2.3 RT	A.12
0180400000	PS 2.3 RT	B.32
0180400000	PS 2.3 RT	C.2
0180400000	PS 2.3 RT	B.16
0180400000	PS 2.3 RT	B.10
0180400000	PS 2.3 RT	B.17
0180400000	PS 2.3 RT	A.7
0180400000	PS 2.3 RT	E.13
0180400000	PS 2.3 RT	C.5
0180400000	PS 2.3 RT	B.11
0180400000	PS 2.3 RT	E.10
0180400000	PS 2.3 RT	C.4
0180400000	PS 2.3 RT	E.12
0180500000	EP 1 SAKG32/35 HP/DBR	A.44
0180500000	EP 1 SAKG32/35 HP/DBR	B.49
0180500000	EP 1 SAKG32/35 HP/DBR	A.43
0180500000	EP 1 SAKG32/35 HP/DBR	I.4
0180600000	EP 1 SAKG32/35 HP/TF/GE	I.4
0180600000	EP 1 SAKG32/35 HP/TF/GE	A.44
0180600000	EP 1 SAKG32/35 HP/TF/GE	A.43
0180600000	EP 1 SAKG32/35 HP/TF/GE	B.49
0180700000	EP 2 SAKG46/35 HP/DBR	A.47
0180700000	EP 2 SAKG46/35 HP/DBR	A.46
0180700000	EP 2 SAKG46/35 HP/DBR	A.45
0180700000	EP 2 SAKG46/35 HP/DBR	A.44
0180700000	EP 2 SAKG46/35 HP/DBR	I.4
0180700000	EP 2 SAKG46/35 HP/DBR	A.42
0180700000	EP 2 SAKG46/35 HP/DBR	A.43
0180800000	EP 2 SAKG46/35 HP/TF/GE	A.44
0180800000	EP 2 SAKG46/35 HP/TF/GE	A.47
0180800000	EP 2 SAKG46/35 HP/TF/GE	A.45
0180800000	EP 2 SAKG46/35 HP/TF/GE	A.46
0180800000	EP 2 SAKG46/35 HP/TF/GE	I.4
0180800000	EP 2 SAKG46/35 HP/TF/GE	A.43
0180800000	EP 2 SAKG46/35 HP/TF/GE	A.42
0181800000	BAL 2	J.11
0182000000	EP 2/BW SAKG46/35 HP/DBR	I.5
0183380000	SAKR/35 2STB BL	I.7
0185020000	SAKG 28 II/GW	B.47
0185120000	SAKG 32 II/GW	B.49
0185220000	SAKG 40 II/GW	B.51
0185320000	SAKG 46 II/GW	B.52
0185420000	SAKG 54 II/GW	B.53
0185760000	SAKRD/35	A.18
0186100000	H2,5/12	J.33
0186500000	H1,5/10	J.33
0189860000	SAK 2.5/TC CO	B.34
0189960000	SAK 2.5/TC CU	B.34

0190000000

0190060000	SAK 2.5/TC FE	B.34
0190160000	EK 16/35	A.15
0190260000	TSCH 6 DKI S4	B.37
0190260000	TSCH 6 DKI S4	A.38
0190260000	TSCH 6 DKI S4	A.39
0190260000	TSCH 6 DKI S4	B.10
0190260000	TSCH 6 DKI S4	A.12
0190260000	TSCH 6 DKI S4	B.11
0190260000	TSCH 6 DKI S4	A.13
0190360000	STA 2.5/4	B.42
0190360000	STA 2.5/4	B.36
0190360000	STA 2.5/4	A.37
0190360000	STA 2.5/4	A.36
0190360000	STA 2.5/4	B.43
0191120000	SAKS 1/G25	B.23
0191220000	SAKS 1/G20	B.22
0191300000	AP SAKS1+3 KRG/DB	I.6
0191320000	AP SAKS1+3 KRG	B.22
0191320000	AP SAKS1+3 KRG	I.4
0191320000	AP SAKS1+3 KRG	A.24
0191320000	AP SAKS1+3 KRG	B.23
0191320000	AP SAKS1+3 KRG	A.25
0191320000	AP SAKS1+3 KRG	I.6
0191400000	QL 2 SAKS1	A.24
0191400000	QL 2 SAKS1	I.9
0191400000	QL 2 SAKS1	A.25
0191400000	QL 2 SAKS1	B.23
0191400000	QL 2 SAKS1	B.22
0191500000	QL 3 SAKS1	A.24
0191500000	QL 3 SAKS1	B.22
0191500000	QL 3 SAKS1	I.9
0191500000	QL 3 SAKS1	B.23
0191500000	QL 3 SAKS1	A.25
0191600000	QL 4 SAKS1	A.25
0191600000	QL 4 SAKS1	A.24
0191600000	QL 4 SAKS1	B.23
0191600000	QL 4 SAKS1	I.9
0191600000	QL 4 SAKS1	B.22
0191860000	TW SAKD2.5N	A.2
0191860000	TW SAKD2.5N	B.2
0191880000	TW SAKD2.5N BL	B.2
0191880000	TW SAKD2.5N BL	A.2
0191900000	H6,0/12	J.33
0192700000	G 25/2.00A/F BL	A.28
0192700000	G 25/2.00A/F BL	B.26
0192800000	G 25/4.00A/F BR	A.28
0192800000	G 25/4.00A/F BR	B.26
0192900000	G 25/6.30A/F GN	A.28
0192900000	G 25/6.30A/F GN	B.26
0193100000	G 25/10.0A/M RT	B.26
0193100000	G 25/10.0A/M RT	A.28
0193220000	SAK 6N KRG	B.7
0193260000	SAK 6N	B.3
0193280000	SAK 6N BL	I.7
0193280000	SAK 6N BL	B.3
0193400000		I.10
0194000000	QL 2 SAKG32+70	A.44
0194000000	QL 2 SAKG32+70	B.48
0194000000	QL 2 SAKG32+70	B.49
0194000000	QL 2 SAKG32+70	B.50
0194000000	QL 2 SAKG32+70	A.43
0194000000	QL 2 SAKG32+70	A.42
0194100000	QL 2 SAKG40	B.50
0194100000	QL 2 SAKG40	B.51
0194300000	QL 2 SAK6N	A.32
0194300000	QL 2 SAK6N	I.9
0194300000	QL 2 SAK6N	I.10
0194300000	QL 2 SAK6N	A.11
0194300000	QL 2 SAK6N	A.33
0194300000	QL 2 SAK6N	B.32
0194300000	QL 2 SAK6N	B.28
0194300000	QL 2 SAK6N	I.21
0194300000	QL 2 SAK6N	B.31
0194400000	QL 3 SAK6N	I.10
0194400000	QL 3 SAK6N	B.28
0194400000	QL 3 SAK6N	A.32
0194400000	QL 3 SAK6N	I.21
0194400000	QL 3 SAK6N	A.33
0194400000	QL 3 SAK6N	B.32
0194400000	QL 3 SAK6N	A.11
0194400000	QL 3 SAK6N	I.9
0194400000	QL 3 SAK6N	B.31
0194500000	QL 4 SAK6N	A.11
0194500000	QL 4 SAK6N	I.9
0194500000	QL 4 SAK6N	A.33
0194500000	QL 4 SAK6N	B.28
0194500000	QL 4 SAK6N	B.32
0194500000	QL 4 SAK6N	I.21
0194500000	QL 4 SAK6N	B.31
0194500000	QL 4 SAK6N	A.32
0194500000	QL 4 SAK6N	I.10
0194700000	VL 2 SAK6N/SAKT	A.8
0194700000	VL 2 SAK6N/SAKT	A.3
0194700000	VL 2 SAK6N/SAKT	C.3
0194700000	VL 2 SAK6N/SAKT	B.7
0194700000	VL 2 SAK6N/SAKT	B.28
0194700000	VL 2 SAK6N/SAKT	I.12
0194700000	VL 2 SAK6N/SAKT	A.11
0195620000	SAKT 1/DU1	B.31
0196600000	AD 4 SAK6N	A.8
0196600000	AD 4 SAK6N	B.3
0196600000	AD 4 SAK6N	C.3
0196600000	AD 4 SAK6N	I.17
0196600000	AD 4 SAK6N	A.3
0196600000	AD 4 SAK6N	B.7
0197000000	VL 2 SAK4	I.12
0197000000	VL 2 SAK4	C.4
0197000000	VL 2 SAK4	C.2
0197000000	VL 2 SAK4	B.6
0197000000	VL 2 SAK4	A.7
0197000000	VL 2 SAK4	C.5
0197000000	VL 2 SAK4	B.3
0197000000	VL 2 SAK4	A.3
0197200000	BSTO 28/4 BK	F.5
0197200000	BSTO 28/4 BK	F.6
0197300000	BSTB 28/4 BK U 1-4	F.6
0197300000	BSTB 28/4 BK U 1-4	F.5
0197400000	BSTO 28/6 BK	F.5
0197400000	BSTO 28/6 BK	F.6
0197500000	BSTB 28/6 BK U 1-6	F.6
0197500000	BSTB 28/6 BK U 1-6	F.5
0197920000	SAKT E/35 2LD 60VAC	A.57
0198020000	SAKT E/35 2GL 115VAC	A.57
0198120000	SAKT E/35 2GL 230VAC	A.57
0198220000	SAKT E/35 2LD 120VAC	A.57
0198620000	SAKS 1/35 G25 GL 230VAC	A.25
0198700000	BSTO 28/12 BK	F.5
0198700000	BSTO 28/12 BK	F.6
0198800000	BSTB 28/12 BK U 1-12	F.5
0198800000	BSTB 28/12 BK U 1-12	F.6
0199360000	EWK 2	H.13
0199700000	BFSC M3X7 STV1/5	I.9
0199920000	SAKS 1/35 G20 GL 230VAC	A.24

0200000000

0203500000	BSTO 28/2 BK	F.5
0203500000	BSTO 28/2 BK	F.6
0203600000	BSTB 28/2 BK U 1-2	F.5
0203600000	BSTB 28/2 BK U 1-2	F.6
0203700000	BSTO 28/3 BK	F.6
0203700000	BSTO 28/3 BK	F.5
0205100000	EP 1 SAKG28/32 HP/DBR	B.50
0205100000	EP 1 SAKG28/32 HP/DBR	B.47
0205100000	EP 1 SAKG28/32 HP/DBR	I.4
0205100000	EP 1 SAKG28/32 HP/DBR	B.48
0205100000	EP 1 SAKG28/32 HP/DBR	B.49
0205100000	EP 1 SAKG28/32 HP/DBR	B.46
0205200000	EP 1 SAKG28/32 HP/TF/GE	B.46
0205200000	EP 1 SAKG28/32 HP/TF/GE	B.47
0205200000	EP 1 SAKG28/32 HP/TF/GE	B.48
0205200000	EP 1 SAKG28/32 HP/TF/GE	B.49
0205200000	EP 1 SAKG28/32 HP/TF/GE	B.50

Order No.	Type	Page
0205200000	EP 1 SAKG28/32 HP/TF/GE	I.4
0205300000	EP 2 SAKG46/32 HP/DBR	B.52
0205300000	EP 2 SAKG46/32 HP/DBR	B.51
0205300000	EP 2 SAKG46/32 HP/DBR	B.49
0205300000	EP 2 SAKG46/32 HP/DBR	B.48
0205300000	EP 2 SAKG46/32 HP/DBR	B.53
0205300000	EP 2 SAKG46/32 HP/DBR	I.4
0205300000	EP 2 SAKG46/32 HP/DBR	B.50
0205400000	EP 2 SAKG46/32 HP/TF/GE	B.50
0205400000	EP 2 SAKG46/32 HP/TF/GE	B.49
0205400000	EP 2 SAKG46/32 HP/TF/GE	B.51
0205400000	EP 2 SAKG46/32 HP/TF/GE	B.52
0205400000	EP 2 SAKG46/32 HP/TF/GE	B.48
0205400000	EP 2 SAKG46/32 HP/TF/GE	B.53
0205400000	EP 2 SAKG46/32 HP/TF/GE	I.4
0205700000	QB 2 SAKT1	I.21
0205800000	QB 3 SAKT1	I.21
0205900000	QB 4 SAKT1	I.21
0206160000	EWK 1	H.13
0206160000	EWK 1	B.62
0206160000	EWK 1	C.8
0206820000	SAKS 2	B.24
0207400000	QL 2 SAK6N-SAK35	I.10
0207530000	DS 14 SAK4	I.12
0207630000	DS 12.5 SAK10	I.12
0207730000	DS 12.5 SAK6N	I.12
0207800000	QL 2 SAKS2	A.26
0207800000	QL 2 SAKS2	I.9
0207800000	QL 2 SAKS2	B.25
0207800000	QL 2 SAKS2	A.27
0207800000	QL 2 SAKS2	B.24
0207900000	QL 3 SAKS2	A.26
0207900000	QL 3 SAKS2	B.24
0207900000	QL 3 SAKS2	A.27
0207900000	QL 3 SAKS2	B.25
0207900000	QL 3 SAKS2	I.9
0208000000	QL 4 SAKS2	A.27
0208000000	QL 4 SAKS2	A.26
0208000000	QL 4 SAKS2	I.9
0208000000	QL 4 SAKS2	B.24
0208000000	QL 4 SAKS2	B.25
0208500000	E 16/10A RT TNDZ	A.26
0208500000	E 16/10A RT TNDZ	B.24
0208500000	E 16/10A RT TNDZ	A.28
0208500000	E 16/10A RT TNDZ	B.26
0208600000	E 16/16A GR TNDZ	A.28
0208600000	E 16/16A GR TNDZ	A.26
0208600000	E 16/16A GR TNDZ	B.26
0208600000	E 16/16A GR TNDZ	B.24
0208700000	E 16/20A BL TNDZ	B.24
0208700000	E 16/20A BL TNDZ	A.28
0208700000	E 16/20A BL TNDZ	A.26
0208700000	E 16/20A BL TNDZ	B.26
0208800000	E 16/25A GE TNDZ	B.24
0208800000	E 16/25A GE TNDZ	A.26
0208800000	E 16/25A GE TNDZ	B.26
0208800000	E 16/25A GE TNDZ	A.28
0208900000	P 16/10 RT SAKS2	B.24
0208900000	P 16/10 RT SAKS2	B.27
0208900000	P 16/10 RT SAKS2	A.29
0208900000	P 16/10 RT SAKS2	A.26
0209000000	P 16/16 GR SAKS2	A.26
0209000000	P 16/16 GR SAKS2	A.29
0209000000	P 16/16 GR SAKS2	B.24
0209000000	P 16/16 GR SAKS2	B.27
0209100000	P 16/20 BL SAKS2	B.27
0209100000	P 16/20 BL SAKS2	B.24
0209100000	P 16/20 BL SAKS2	A.26
0209100000	P 16/20 BL SAKS2	A.29

0210000000

0210060000	DK 4/35 LD GR 24VDC	A.51
0210160000	DK 4/32 LD ROT 24VDC	B.57
0210260000	DK 4/35 LD ROT 24VDC	A.51
0210460000	DK 4/35 LD GR 24VDC	A.51
0210800000	ADL	I.18
0211200000	AKE 4 MS	E.4
0211320000	AP SAKR KRG	B.18
0211320000	AP SAKR KRG	I.6
0211360000	AP SAKR BE	A.18
0211360000	AP SAKR BE	B.16
0211360000	AP SAKR BE	I.4
0211360000	AP SAKR BE	I.6
0211360000	AP SAKR BE	B.39
0211360000	AP SAKR BE	E.3
0211360000	AP SAKR BE	B.41
0211360000	AP SAKR BE	B.40
0211380000	AP SAKR BL	I.6
0211380000	AP SAKR BL	B.40
0211380000	AP SAKR BL	B.41
0211380000	AP SAKR BL	B.16
0211380000	AP SAKR BL	A.18
0211400000	QL 2 SAKG40/35	A.45
0212260000	AP TAL	I.6
0212700000	QS 2/6.5/2.3 SAK4	I.13
0212810000	SAK 6/EN SW	I.7
0212840000	SAK 6/EN RT	I.7
0212860000	SAK 6/EN	C.3
0212880000	SAK 6/EN BL	I.7

Order No.	Type	Page
0212880000	SAK 6/EN BL	C.3
0213200000	SAKE 70/32	B.15
0214020000	SAKS 1/35 G20 LD 48VAC	A.24
0215560000	SAKD 2.5N	B.2
0215580000	SAKD 2.5N BL	B.2
0215580000	SAKD 2.5N BL	I.7
0215700000	STB 8.5/D4/2.3/M2.5 AKZ	A.2
0215700000	STB 8.5/D4/2.3/M2.5 AKZ	B.2
0215700000	STB 8.5/D4/2.3/M2.5 AKZ	A.13
0215700000	STB 8.5/D4/2.3/M2.5 AKZ	B.11
0215700000	STB 8.5/D4/2.3/M2.5 AKZ	B.10
0215700000	STB 8.5/D4/2.3/M2.5 AKZ	B.59
0215700000	STB 8.5/D4/2.3/M2.5 AKZ	E.9
0215700000	STB 8.5/D4/2.3/M2.5 AKZ	A.53
0215700000	STB 8.5/D4/2.3/M2.5 AKZ	E.10
0215700000	STB 8.5/D4/2.3/M2.5 AKZ	B.60
0215700000	STB 8.5/D4/2.3/M2.5 AKZ	I.15
0215700000	STB 8.5/D4/2.3/M2.5 AKZ	A.52
0215700000	STB 8.5/D4/2.3/M2.5 AKZ	E.3
0215700000	STB 8.5/D4/2.3/M2.5 AKZ	A.39
0215700000	STB 8.5/D4/2.3/M2.5 AKZ	A.50
0215700000	STB 8.5/D4/2.3/M2.5 AKZ	A.51
0215700000	STB 8.5/D4/2.3/M2.5 AKZ	A.38
0215700000	STB 8.5/D4/2.3/M2.5 AKZ	E.11
0215700000	STB 8.5/D4/2.3/M2.5 AKZ	B.38
0215700000	STB 8.5/D4/2.3/M2.5 AKZ	B.37
0215700000	STB 8.5/D4/2.3/M2.5 AKZ	A.54
0215700000	STB 8.5/D4/2.3/M2.5 AKZ	E.12
0215700000	STB 8.5/D4/2.3/M2.5 AKZ	A.56
0215700000	STB 8.5/D4/2.3/M2.5 AKZ	E.2
0215700000	STB 8.5/D4/2.3/M2.5 AKZ	E.8
0215700000	STB 8.5/D4/2.3/M2.5 AKZ	E.13
0215700000	STB 8.5/D4/2.3/M2.5 AKZ	B.61
0215700000	STB 8.5/D4/2.3/M2.5 AKZ	B.56
0215700000	STB 8.5/D4/2.3/M2.5 AKZ	B.57
0215700000	STB 8.5/D4/2.3/M2.5 AKZ	B.58
0215700000	STB 8.5/D4/2.3/M2.5 AKZ	A.12
0215700000	STB 8.5/D4/2.3/M2.5 AKZ	A.55
0217160000	DK 4SS/35 FF 4X6.3/2.8	A.38
0217900000	TS 15X5/LL 2M/AL/BK	H.10
0218660000	SAK 2.5/EN	C.2
0218680000	SAK 2.5/EN BL	I.7
0218680000	SAK 2.5/EN BL	C.2

0220000000

0220500000	QL 5 SAK6N	I.21
0220600000	QL 6 SAK6N	I.21
0221200000	QL 15 SAK6N	I.21
0222760000	ASK 1/EN LD 15K 24VDC	C.7
0222860000	ASK 1/EN LD 1D 24VAC	C.7
0225260000	ASK 1/EN LD 27K 48VDC	C.7
0225360000	ASK 1/EN LD 1D 48VAC	C.7
0225460000	ASK 1/EN LD 56K 115VDC	C.7
0225560000	ASK 1/EN LD 1D 115VAC	C.7
0225660000	ASK 1/EN LD 120K 230VDC	C.7
0225760000	ASK 1/EN LD 1D 230VAC	C.7
0225820000	SAKS 1/35 G20 LD 24VDC	A.24
0226460000	ASK 1/EN LD 33K 60VDC	C.7

0230000000

0235000000	IS 8 DIN 6911	J.20
0235860000	DEK 5 FWZ 1,3,5-19	K.7
0235960000	DEK 5 FWZ 21,23,25-39	K.7
0236060000	DEK 5 FWZ 41,43,45-59	K.7
0236160000	DEK 5 FWZ 2,4,6-20	K.7
0236260000	DEK 5 FWZ 22,24,26-40	K.7
0236360000	DEK 5 FWZ 42,44,46-60	K.7
0236400000	TS 35X15 2M/ST/ZN	H.11
0236500000	TS 35X15/LL 2M/ST/ZN	H.11
0236510000	TS 35X15/LL 1M/ST/ZN	H.11
0236760000	AST 3 6.3	B.36

0240000000

0240600000	ZU 1	I.5
0241260000	MK 2/12	F.2
0241760000	MF 2/12 1X2.8/1.6	F.2
0242920000	TW SAKB-C-T	B.30
0242920000	TW SAKB-C-T	A.20
0242920000	TW SAKB-C-T	B.19
0242960000	TW SAKB/C/T1	A.20
0242960000	TW SAKB/C/T1	B.32
0242960000	TW SAKB/C/T1	A.32
0242960000	TW SAKB/C/T1	A.33
0242960000	TW SAKB/C/T1	B.31
0243520000	MK 3/12	F.2
0243820000	MK 5/2 O.DE	F.4
0244060000	D 2 MK5/2 PA/NA	F.4
0244100000	H4,0/12	J.33
0244220000	MK 4/16	F.3
0244600000	STB 8.5/D4.5/2/M3 SAKT4	I.15
0244600000	STB 8.5/D4.5/2/M3 SAKT4	A.33
0244920000	AP SAKT4 KRG	I.6
0245400000	GZ 12,5A/FF	B.26
0245400000	GZ 12,5A/FF	A.28
0245600000	BSTO 28/12/6,35	F.2
0245700000	BSTB 28/12/6,35 U 1-12	F.2
0245800000	BSTO 28/12 MK	F.2

Order No.	Type	Page
0245800000	BSTO 28/12 MK	F.6
0245900000	BSTB 28/12 MK U 1-12	F.6
0245900000	BSTB 28/12 MK U 1-12	F.2
0247000000	QL 2 SAKG46	A.47
0247000000	QL 2 SAKG46	B.52
0247000000	QL 2 SAKG46	A.46
0247400000	QL 4 SAKG54	B.53
0247400000	QL 4 SAKG54	A.47
0248500000	VH 13.5/4.9/3.3 SAK4	A.11
0248500000	VH 13.5/4.9/3.3 SAK4	I.9
0248500000	VH 13.5/4.9/3.3 SAK4	I.10
0248500000	VH 13.5/4.9/3.3 SAK4	B.28
0248920000	SAKS 3 GZ/6.3X32	B.23
0249000000	VH 12/4.9/3.3 SAK6N	B.32
0249000000	VH 12/4.9/3.3 SAK6N	B.31
0249000000	VH 12/4.9/3.3 SAK6N	I.10
0249000000	VH 12/4.9/3.3 SAK6N	A.32
0249000000	VH 12/4.9/3.3 SAK6N	I.21
0249000000	VH 12/4.9/3.3 SAK6N	I.9
0249000000	VH 12/4.9/3.3 SAK6N	A.33
0249000000	VH 12/4.9/3.3 SAK6N	I.9
0249100000	KMVF LI 6.3 EP/SW	D.8
0249200000	KMVF RE 6.3 EP/SW	D.8
0249300000	KMVT LI 2.4 EP/SW	D.9
0249400000	KMVT RE 2.4 EP/SW	D.9
0249600000	ZS 2.3/4	I.14

0250000000

0254120000	SAKT 4/LT O.STB	B.32
0257120000	TW SAK2.5-35/32 KRG	B.30
0258260000	HP 7 TSK31.5	I.16
0258360000	HP 8 ADP 1	I.16
0258660000	EW 35/SCHA/M3	I.12
0258760000	EWK 2/SCHA/M3/L	I.12
0259800000	SSCH 10X3X1000 MS/BK	H.3

0260000000

0261100000	AD 4 WSD SAKG54 HP/DBR	I.17
0262100000	BSTO 28/16 MK 4/16	F.3
0262200000	BSTB 28/16 MK U 1-16	F.3
0263100000	AD 4 WSD SAKG28 HP/DBR	I.17
0263200000	AD 4 WSD SAKG40 HP/DBR	I.17
0263300000	AD 4 WSD SAKG46 HP/DBR	I.17
0263500000	QL 3 SAKG40	B.50
0263500000	QL 3 SAKG40	B.51
0264400000	QL 2 SAKG54	A.47
0264400000	QL 2 SAKG54	B.53
0264900000	AD 3 WSD SAKG54 HP/DBR	I.17
0265800000	G 25/1.00A/M RT	B.26
0265800000	G 25/1.00A/M RT	A.28
0266320000	AST 1 6.3 KRG	B.42
0266360000	AST 1 6.3	B.36
0266400000	AP AST1+5 DB	B.36
0266400000	AP AST1+5 DB	A.37
0266400000	AP AST1+5 DB	A.36
0266400000	AP AST1+5 DB	I.6
0266420000	AP AST1+5 KRG	I.6
0266420000	AP AST1+5 KRG	I.4
0266420000	AP AST1+5 KRG	B.43
0266420000	AP AST1+5 KRG	B.42
0266460000	AP AST1+5	I.6
0266500000	ZB 35/M6X16	A.30
0266500000	ZB 35/M6X16	A.31
0266500000	ZB 35/M6X16	H.6
0266700000	VH 8/4.9/3.3 SAK2.5	I.10
0266700000	VH 8/4.9/3.3 SAK2.5	B.32
0266700000	VH 8/4.9/3.3 SAK2.5	A.33
0266700000	VH 8/4.9/3.3 SAK2.5	I.9
0266800000	BFSC M2.5X14 SAKD2.5N	E.12
0266800000	BFSC M2.5X14 SAKD2.5N	A.56
0266800000	BFSC M2.5X14 SAKD2.5N	A.55
0266800000	BFSC M2.5X14 SAKD2.5N	E.11
0266800000	BFSC M2.5X14 SAKD2.5N	E.10
0266800000	BFSC M2.5X14 SAKD2.5N	A.53
0266800000	BFSC M2.5X14 SAKD2.5N	B.56
0266800000	BFSC M2.5X14 SAKD2.5N	B.59
0266800000	BFSC M2.5X14 SAKD2.5N	B.58
0266800000	BFSC M2.5X14 SAKD2.5N	A.52
0266800000	BFSC M2.5X14 SAKD2.5N	A.51
0266800000	BFSC M2.5X14 SAKD2.5N	A.50
0266800000	BFSC M2.5X14 SAKD2.5N	B.57
0266800000	BFSC M2.5X14 SAKD2.5N	B.60
0266800000	BFSC M2.5X14 SAKD2.5N	A.54
0267000000	VH 17/8/5 SAK35	A.9
0267000000	VH 17/8/5 SAK35	B.4
0267000000	VH 17/8/5 SAK35	I.10
0267000000	VH 17/8/5 SAK35	B.9
0267000000	VH 17/8/5 SAK35	A.5
0267000000	VH 17/8/5 SAK35	B.5
0267000000	VH 17/8/5 SAK35	A.4
0267000000	VH 17/8/5 SAK35	C.4
0267000000	VH 17/8/5 SAK35	B.8
0267000000	VH 17/8/5 SAK35	I.9
0267100000	BFSC M4X30	A.9
0267100000	BFSC M4X30	C.4
0267100000	BFSC M4X30	B.30
0267100000	BFSC M4X30	I.9
0267100000	BFSC M4X30	B.8

Order No.	Type	Page
0267100000	BFSC M4X30	A.5
0267100000	BFSC M4X30	I.10
0267100000	BFSC M4X30	H.4
0267100000	BFSC M4X30	B.5
0267100000	BFSC M4X30	A.4
0267100000	BFSC M4X30	B.9
0267100000	BFSC M4X30	B.4
0267200000	STB 25 IH/GE	I.20
0267200000	STB 25 IH/GE	I.15
0267400000	QL 2 RSF1+2	B.29
0267400000	QL 2 RSF1+2	B.28
0267500000	QL 3 RSF1+2	B.28
0267500000	QL 3 RSF1+2	B.29
0267600000	QL 4 RSF1+2	B.29
0267600000	QL 4 RSF1+2	B.28
0268860000	SAKD 2.5/35	A.2
0268880000	SAKD 2.5/35 BL	I.7
0268880000	SAKD 2.5/35 BL	A.2
0269120000	SAKT 1/LT	B.31
0269320000	SAKT 1/QT1	B.31

0270000000

0270100000	TS 35X15/2.3 2M/CU/BK	H.11
0270320000	RSF 1 KRG	B.28
0270420000	AP RSF1 KRG	I.6
0270460000	AP RSF3	I.6
0270460000	AP RSF3	A.11
0270460000	AP RSF3	B.28
0270760000	QS 2/12/4	I.13
0270760000	QS 2/12/4	I.21
0270860000	QS 2/10/4	I.13
0270860000	QS 2/10/4	I.21
0270960000	QS 2/8/4	A.32
0270960000	QS 2/8/4	A.33
0270960000	QS 2/8/4	I.13
0270960000	QS 2/8/4	B.32
0270960000	QS 2/8/4	B.31
0270960000	QS 2/8/4	I.21
0271020000	SAK 16 KRG	B.7
0271060000	SAK 16	B.4
0271080000	SAK 16 BL	I.7
0271080000	SAK 16 BL	B.4
0271120000	AP SAK16 KRG	I.6
0271120000	AP SAK16 KRG	B.7
0271120000	AP SAK16 KRG	A.9
0271120000	AP SAK16 KRG	I.4
0271160000	AP SAK16	I.4
0271160000	AP SAK16	I.6
0271160000	AP SAK16	B.4
0271160000	AP SAK16	A.4
0271160000	AP SAK16	C.3
0271180000	AP SAK16 BL	C.3
0271180000	AP SAK16 BL	I.6
0271180000	AP SAK16 BL	A.4
0271180000	AP SAK16 BL	B.4
0271200000	STB 25 IH/GN	I.20
0271200000	STB 25 IH/GN	I.15
0271300000	STB 25 IH/VI	I.20
0271300000	STB 25 IH/VI	I.15
0271400000	STB 25 IH/GR	I.15
0271400000	STB 25 IH/GR	I.20
0271500000	STB 25 IH/SW	I.15
0271500000	STB 25 IH/SW	I.20
0271800000	EP 1/BW SAKG28/32 HP/DB	I.5
0271900000	EP 2/BW SAKG46/32 HP/DB	I.5
0273400000	AD 3 SAK35	B.4
0273400000	AD 3 SAK35	I.17
0273820000	MK 3/2	F.2
0273920000	MK 3/3	F.2
0274020000	MK 3/4	F.2
0274120000	MK 3/5	F.2
0274220000	MK 3/6	F.2
0274320000	MK 3/7	F.2
0274420000	MK 3/8	F.2
0274520000	MK 3/9	F.2
0274620000	MK 3/10	F.2
0278500000	BSTB 28/12/6,35 O 1-12	F.2
0278700000	BSTB 28/16 MK O 1-16	F.3
0279500000	AP SAK2.5 GE	I.6
0279520000	AP SAK2.5 KRG	I.6
0279520000	AP SAK2.5 KRG	B.6
0279520000	AP SAK2.5 KRG	I.4
0279520000	AP SAK2.5 KRG	A.7
0279530000	AP SAK2.5 KRS	I.4
0279540000	AP SAK2.5 OR	I.6
0279560000	AP SAK2.5	A.2
0279560000	AP SAK2.5	B.38
0279560000	AP SAK2.5	B.39
0279560000	AP SAK2.5	A.40
0279560000	AP SAK2.5	I.6
0279560000	AP SAK2.5	B.34
0279560000	AP SAK2.5	B.2
0279570000	AP SAK2.5 KRG BL	A.7
0279570000	AP SAK2.5 KRG BL	I.6
0279570000	AP SAK2.5 KRG BL	B.6
0279580000	AP SAK2.5 BL	I.6
0279580000	AP SAK2.5 BL	B.39
0279580000	AP SAK2.5 BL	B.2
0279580000	AP SAK2.5 BL	A.2

Order No.	Type	Page
0279580000	AP SAK2.5 BL	A.40
0279620000	SAK 2.5 KRG	B.6
0279660000	SAK 2.5	B.2
0279670000	SAK 2.5 KRG/BL	I.7
0279670000	SAK 2.5 KRG/BL	B.6
0279680000	SAK 2.5 BL	I.7
0279680000	SAK 2.5 BL	B.2

0280000000

0280100000	DKSUE NSCH/ESCH	H.3
0280200000	NSCH 1M	H.3
0280300000	ESCH 1 M	H.3
0280600000	STB 8.5/5/2.3/M3 SAK2.5	B.32
0280600000	STB 8.5/5/2.3/M3 SAK2.5	B.38
0280600000	STB 8.5/5/2.3/M3 SAK2.5	B.39
0280600000	STB 8.5/5/2.3/M3 SAK2.5	C.2
0280600000	STB 8.5/5/2.3/M3 SAK2.5	A.2
0280600000	STB 8.5/5/2.3/M3 SAK2.5	I.15
0280600000	STB 8.5/5/2.3/M3 SAK2.5	B.2
0280600000	STB 8.5/5/2.3/M3 SAK2.5	B.45
0280600000	STB 8.5/5/2.3/M3 SAK2.5	A.40
0280600000	STB 8.5/5/2.3/M3 SAK2.5	A.7
0281120000	TW SAK16 KRG	B.7
0281120000	TW SAK16 KRG	A.9
0282600000	H0,5/6	J.33
0282700000	H0,75/6	J.33
0282800000	H1,0/10	J.33
0282900000	H10,0/12	J.33
0283100000	AD 4 WSD SAKG32 HP/DBR	I.17
0284110000	SK E16/SAKS2	A.26
0284110000	SK E16/SAKS2	B.24
0284700000	BSTO 28/8 MK3/8	F.6
0284700000	BSTO 28/8 MK3/8	F.2
0285100000	VH 19/5/3.5 SAK4-16	B.6
0285100000	VH 19/5/3.5 SAK4-16	B.3
0285100000	VH 19/5/3.5 SAK4-16	B.7
0285100000	VH 19/5/3.5 SAK4-16	A.4
0285100000	VH 19/5/3.5 SAK4-16	B.4
0285100000	VH 19/5/3.5 SAK4-16	A.3
0285100000	VH 19/5/3.5 SAK4-16	C.5
0285100000	VH 19/5/3.5 SAK4-16	A.8
0285100000	VH 19/5/3.5 SAK4-16	C.2
0285100000	VH 19/5/3.5 SAK4-16	I.12
0285100000	VH 19/5/3.5 SAK4-16	C.3
0285100000	VH 19/5/3.5 SAK4-16	A.7
0285100000	VH 19/5/3.5 SAK4-16	C.4
0285100000	VH 19/5/3.5 SAK4-16	A.9
0285300000	AD 4 SAK4	C.4
0285300000	AD 4 SAK4	A.3
0285300000	AD 4 SAK4	B.3
0285300000	AD 4 SAK4	B.6
0285300000	AD 4 SAK4	C.5
0285300000	AD 4 SAK4	I.17
0285300000	AD 4 SAK4	A.7
0285300000	AD 4 SAK4	C.2
0286400000	DSTV VH 6.5	I.10
0286620000	SAKG 32 I	B.48
0286720000	SAKG 32 III	B.49
0286820000	SAKG 40 I	B.50
0286920000	SAKG 40 III	B.51
0289300000	BSTO 28/4 MK3/4	F.6
0289300000	BSTO 28/4 MK3/4	F.2
0289500000	BSTO 28/6 MK	F.2
0289500000	BSTO 28/6 MK	F.6

0290000000

0290000000	BSTB 28/6 MK U 1-6	F.6
0290000000	BSTB 28/6 MK U 1-6	F.2
0290200000	BSTB 28/8 MK U 1-8	F.2
0290200000	BSTB 28/8 MK U 1-8	F.6
0292460000	SCHT 5	K.17
0292500000	BFSC M3X25	A.3
0292500000	BFSC M3X25	C.2
0292500000	BFSC M3X25	C.3
0292500000	BFSC M3X25	A.7
0292500000	BFSC M3X25	I.12
0292500000	BFSC M3X25	C.4
0292500000	BFSC M3X25	A.8
0292500000	BFSC M3X25	A.9
0292500000	BFSC M3X25	I.10
0292500000	BFSC M3X25	C.5
0292500000	BFSC M3X25	B.7
0292500000	BFSC M3X25	A.4
0292500000	BFSC M3X25	B.6
0292500000	BFSC M3X25	B.3
0292500000	BFSC M3X25	B.4
0293220000	TS 32X15 2M/CRN	H.10
0293800000	PS 2.0 OR	I.14
0293800000	PS 2.0 OR	A.33
0293900000	GZ 10.0A	B.26
0293900000	GZ 10.0A	A.28
0294000000	STR 5 F.SCHT 5	K.17
0294260000	SAKR LL 2STB	B.41
0294360000	AKZ 4	E.3
0294380000	AKZ 4 BL	E.3
0294420000	AP AKZ4 KRG	I.6
0294420000	AP AKZ4 KRG	I.4
0294460000	AP AKZ4	I.6
0294460000	AP AKZ4	E.8
0294460000	AP AKZ4	E.9
0294460000	AP AKZ4	I.4
0294460000	AP AKZ4	E.11
0294460000	AP AKZ4	E.13
0294460000	AP AKZ4	E.12
0294460000	AP AKZ4	E.10
0294460000	AP AKZ4	E.3
0294480000	AP AKZ4 BL	I.6
0294480000	AP AKZ4 BL	E.3
0294500000	GZ 2.0A	B.26
0294500000	GZ 2.0A	A.28
0294500000	GZ 2.0A	A.23
0294600000	GZ 5.0A	B.26
0294600000	GZ 5.0A	A.28
0295700000	GZ 3.0A	A.28
0295700000	GZ 3.0A	B.26
0295700000	GZ 3.0A	A.23
0295800000	GZ 7.0A	A.28
0295800000	GZ 7.0A	B.26
0295900000	FKSC M5X8 D9/SW2.5	H.14
0296200000	BFSC M3X30	B.28
0296200000	BFSC M3X30	A.11
0296200000	BFSC M3X30	I.10
0296700000	BFSC M5X8 Schlitz	H.3
0296800000	VH 5/4/2.8 AKZ4	I.9
0297100000	TW SAK2.5 HP/TF/GE/1	B.16
0297100000	TW SAK2.5 HP/TF/GE/1	B.18
0297100000	TW SAK2.5 HP/TF/GE/1	A.40
0297200000	QL 2 DLI	I.9
0297300000	QL 3 DLI	I.9
0297520000	SAKS 3 G/5X30 500V	B.23
0297600000	AD 3 SAK4	I.17
0297700000	AD 3 SAK6N	I.17
0297800000	AD 3 SAK16	B.4
0297800000	AD 3 SAK16	I.17
0297900000	AD 3 SAK2.5	B.2
0297900000	AD 3 SAK2.5	A.12
0297900000	AD 3 SAK2.5	C.2
0297900000	AD 3 SAK2.5	I.17
0297900000	AD 3 SAK2.5	A.2
0298020000	AST 3 6.3 KRG	B.42
0298120000	AP AST3+4 KRG	A.36
0298120000	AP AST3+4 KRG	B.43
0298120000	AP AST3+4 KRG	B.42
0298120000	AP AST3+4 KRG	I.4
0298120000	AP AST3+4 KRG	I.6
0298700000	VH 24.5/8/5 SAK35	A.5
0298700000	VH 24.5/8/5 SAK35	B.8
0298700000	VH 24.5/8/5 SAK35	A.4
0298700000	VH 24.5/8/5 SAK35	B.5
0298700000	VH 24.5/8/5 SAK35	I.12
0298700000	VH 24.5/8/5 SAK35	B.4
0298900000	BFSC M4X35	A.4
0298900000	BFSC M4X35	B.5
0298900000	BFSC M4X35	B.4
0298900000	BFSC M4X35	A.5
0298900000	BFSC M4X35	B.8
0298900000	BFSC M4X35	I.12
0299600000	PS 4 F.STB 4	A.5
0299600000	PS 4 F.STB 4	B.7
0299600000	PS 4 F.STB 4	A.6
0299600000	PS 4 F.STB 4	A.3
0299600000	PS 4 F.STB 4	D.9
0299600000	PS 4 F.STB 4	A.4
0299600000	PS 4 F.STB 4	B.4
0299600000	PS 4 F.STB 4	A.20
0299600000	PS 4 F.STB 4	A.33
0299600000	PS 4 F.STB 4	B.5
0299600000	PS 4 F.STB 4	C.3
0299600000	PS 4 F.STB 4	B.19
0299600000	PS 4 F.STB 4	B.30
0299600000	PS 4 F.STB 4	B.3
0299600000	PS 4 F.STB 4	I.14
0299600000	PS 4 F.STB 4	A.9
0299600000	PS 4 F.STB 4	B.8
0299600000	PS 4 F.STB 4	B.31
0299600000	PS 4 F.STB 4	B.9
0299600000	PS 4 F.STB 4	B.32
0299600000	PS 4 F.STB 4	A.10
0299600000	PS 4 F.STB 4	D.6
0299600000	PS 4 F.STB 4	B.29
0299600000	PS 4 F.STB 4	B.28
0299600000	PS 4 F.STB 4	C.4
0299600000	PS 4 F.STB 4	A.32
0299600000	PS 4 F.STB 4	A.8
0299700000	VH 13.6/7/4.2 SAKA10	A.20
0299700000	VH 13.6/7/4.2 SAKA10	B.19
0299860000	SH 1	H.4

0300000000

0300720000	AKA 2.5	E.12
0300770000	AKA 2.5 BL	E.12
0300800000	VH 12.5/5/3.5 SAK10-2.5	I.10
0301420000	AP RSF2 KRG	I.6
0302820000	TW SAK2.5 KRG	A.7
0302820000	TW SAK2.5 KRG	B.6
0302860000	TW SAK2.5	A.40
0302860000	TW SAK2.5	A.2
0302860000	TW SAK2.5	B.39
0302860000	TW SAK2.5	B.38
0302860000	TW SAK2.5	B.34
0302860000	TW SAK2.5	B.2
0302860000	TW SAK2.5	C.2
0302870000	TW SAK2.5 KRG/BL	B.6
0302870000	TW SAK2.5 KRG/BL	A.7
0302880000	TW SAK2.5 BL	A.2
0302880000	TW SAK2.5 BL	C.2
0302880000	TW SAK2.5 BL	B.2
0302880000	TW SAK2.5 BL	B.39
0303000000	KISC M3X20.5/10 EK4	D.3
0303000000	KISC M3X20.5/10 EK4	I.10
0303000000	KISC M3X20.5/10 EK4	D.2
0303000000	KISC M3X20.5/10 EK4	B.28
0303000000	KISC M3X20.5/10 EK4	I.9
0303000000	KISC M3X20.5/10 EK4	A.11
0303200000	VH 4.5/5/3.5 SAK6N-16	I.10
0303300000	BFSC M2.5X18 PA/RT	E.11
0303300000	BFSC M2.5X18 PA/RT	B.11
0303300000	BFSC M2.5X18 PA/RT	I.17
0303300000	BFSC M2.5X18 PA/RT	A.12
0303300000	BFSC M2.5X18 PA/RT	E.12
0303300000	BFSC M2.5X18 PA/RT	A.13
0303300000	BFSC M2.5X18 PA/RT	E.10
0303400000	AD 4 AKZ4	E.10
0303400000	AD 4 AKZ4	B.39
0303400000	AD 4 AKZ4	E.12
0303400000	AD 4 AKZ4	E.11
0303400000	AD 4 AKZ4	B.45
0303400000	AD 4 AKZ4	B.11
0303400000	AD 4 AKZ4	A.7
0303400000	AD 4 AKZ4	A.40
0303400000	AD 4 AKZ4	I.17
0303400000	AD 4 AKZ4	A.13
0303400000	AD 4 AKZ4	B.6
0303520000	SAK 35 KRG	B.8
0303560000	SAK 35	B.4
0303580000	SAK 35 BL	B.4
0303620000	AP SAK35 KRG	I.6
0303620000	AP SAK35 KRG	I.4
0303620000	AP SAK35 KRG	B.8
0303620000	AP SAK35 KRG	B.9
0303620000	AP SAK35 KRG	A.9
0303660000	AP SAK35/TW SAK16	B.5
0303660000	AP SAK35/TW SAK16	I.6
0303660000	AP SAK35/TW SAK16	C.4
0303660000	AP SAK35/TW SAK16	I.4
0303660000	AP SAK35/TW SAK16	A.4
0303660000	AP SAK35/TW SAK16	A.5
0303660000	AP SAK35/TW SAK16	B.4
0303670000	AP SAK35 KRG/BL	B.8
0303670000	AP SAK35 KRG/BL	B.9
0303670000	AP SAK35 KRG/BL	A.9
0303670000	AP SAK35 KRG/BL	I.6
0303680000	AP SAK35/TW SAK16 BL	B.7
0303680000	AP SAK35/TW SAK16 BL	C.4
0303680000	AP SAK35/TW SAK16 BL	I.6
0303680000	AP SAK35/TW SAK16 BL	B.5
0303680000	AP SAK35/TW SAK16 BL	A.5
0303680000	AP SAK35/TW SAK16 BL	A.4
0303680000	AP SAK35/TW SAK16 BL	B.4
0303860000	ADK 1/1.5	E.11
0304000000	VH 13/5/3.5 SAK 10	I.10
0304320000	TW SAK35 KRG	B.9
0304320000	TW SAK35 KRG	A.9
0304320000	TW SAK35 KRG	B.8
0304360000	TW SAK35	A.5
0304360000	TW SAK35	C.4
0304360000	TW SAK35	B.4
0304360000	TW SAK35	A.4
0304360000	TW SAK35	B.5
0306120000	SAKS 1/32 G20 GL 230VAC	B.22
0307300000	QVS 2 SAKT1+2	B.31
0307300000	QVS 2 SAKT1+2	A.32
0307300000	QVS 2 SAKT1+2	I.20
0307300000	QVS 2 SAKT1+2	A.33
0307300000	QVS 2 SAKT1+2	B.32
0307400000	QVS 4 SAKT1+2	B.32
0307400000	QVS 4 SAKT1+2	B.31
0307400000	QVS 4 SAKT1+2	A.32
0307400000	QVS 4 SAKT1+2	A.33
0307400000	QVS 4 SAKT1+2	I.20
0308000000		I.10
0309220000	AP SAK2.5L KRG	I.4
0309220000	AP SAK2.5L KRG	B.45
0309220000	AP SAK2.5L KRG	I.6
0309270000	AP SAK2.5L KRG BL	I.6
0309270000	AP SAK2.5L KRG BL	B.45
0309320000	SAKS 1/32 G25 GL 230VAC	B.23
0309400000	VH 27/5/3.5 SAK10-35	I.10
0309400000	VH 27/5/3.5 SAK10-35	B.28
0309600000	VH 21/5/3.5 SAK16-35	A.11
0309600000	VH 21/5/3.5 SAK16-35	B.28
0309700000	VH 16/5/3.5 SAK10-35	I.10
0309700000	VH 16/5/3.5 SAK10-35	A.33
0309700000	VH 16/5/3.5 SAK10-35	B.32
0309800000	BFSC M3X35	B.28
0309800000	BFSC M3X35	I.10

0310000000

0310000000	PS 2.0 MC	I.14
0310320000	SAKT 4/LT STB2.0	B.32
0316500000	ZB 4	H.6
0316500000	ZB 4	A.30
0316500000	ZB 4	A.31
0316600000	ZB 16 ZKSC	A.30
0316600000	ZB 16 ZKSC	A.31
0316600000	ZB 16 ZKSC	H.6
0317000000	H25,0/30 BR	J.22
0317100000	H25,0/36 BR	J.22
0317200000	H35,0/30 BE	J.22
0317300000	H35,0/39 BE	J.22
0318000000	VH 19/6/4.2 SAKT1	B.32
0318000000	VH 19/6/4.2 SAKT1	A.32
0318000000	VH 19/6/4.2 SAKT1	A.33
0318000000	VH 19/6/4.2 SAKT1	B.31
0318000000	VH 19/6/4.2 SAKT1	I.21
0318560000	TW AKZ2.5	E.2
0318560000	TW AKZ2.5	E.13
0318580000	TW AKZ2.5 BL	E.2
0319160000	TSCH 1	A.9
0319160000	TSCH 1	B.2
0319160000	TSCH 1	A.8
0319160000	TSCH 1	A.37
0319160000	TSCH 1	A.7
0319160000	TSCH 1	B.4
0319160000	TSCH 1	B.39
0319160000	TSCH 1	A.2
0319160000	TSCH 1	B.3
0319160000	TSCH 1	C.3
0319160000	TSCH 1	A.11
0319160000	TSCH 1	A.36
0319160000	TSCH 1	B.28
0319160000	TSCH 1	C.2
0319160000	TSCH 1	C.4
0319160000	TSCH 1	B.7
0319160000	TSCH 1	C.5
0319160000	TSCH 1	B.38
0319160000	TSCH 1	B.36
0319160000	TSCH 1	A.3
0319160000	TSCH 1	B.6
0319160000	TSCH 1	B.42
0319160000	TSCH 1	B.45
0319160000	TSCH 1	A.4
0319160000	TSCH 1	B.43
0319160000	TSCH 1	A.40

0320000000

0321320000	SAKS 4	B.24
0322110000	ZB 4G SW	H.7
0322160000	ZB 4G GN/GE	H.7
0322180000	ZB 4G BL	H.7
0323100000	EK 2	B.14
0324120000	SAKC 10 2STB	B.19
0324460000	AKZ 4 S WA 2X2.8	E.9
0324560000	AKZ 4 SS SE 6.3/2.8	E.8
0326660000	AH 28 SAKG28	I.17
0326660000	AH 28 SAKG28	B.48
0326660000	AH 28 SAKG28	B.46
0326660000	AH 28 SAKG28	B.47
0326760000	AH 32 SAKG32	I.17
0326760000	AH 32 SAKG32	A.44
0326760000	AH 32 SAKG32	A.42
0326760000	AH 32 SAKG32	A.43
0326760000	AH 32 SAKG32	B.48
0326760000	AH 32 SAKG32	B.50
0326760000	AH 32 SAKG32	B.49
0326860000	AH 40 SAKG40	A.45
0326860000	AH 40 SAKG40	B.51
0326860000	AH 40 SAKG40	I.17
0326860000	AH 40 SAKG40	A.46
0326860000	AH 40 SAKG40	B.50
0326960000	AH 46 SAKG46	B.52
0326960000	AH 46 SAKG46	I.17
0326960000	AH 46 SAKG46	A.46
0326960000	AH 46 SAKG46	A.47
0328000000	QL 2 SAKS4	B.25
0328000000	QL 2 SAKS4	I.9
0328000000	QL 2 SAKS4	B.24
0328000000	QL 2 SAKS4	A.27
0328000000	QL 2 SAKS4	A.26
0328100000	QL 3 SAKS4	B.25
0328100000	QL 3 SAKS4	B.24
0328100000	QL 3 SAKS4	I.9
0328100000	QL 3 SAKS4	A.27
0328100000	QL 3 SAKS4	A.26
0328200000	QL 4 SAKS4	I.9
0328200000	QL 4 SAKS4	A.26
0328200000	QL 4 SAKS4	B.25
0328200000	QL 4 SAKS4	B.24
0328200000	QL 4 SAKS4	A.27
0328300000	E 14/6A GN	A.26
0328300000	E 14/6A GN	B.24
0328300000	E 14/6A GN	A.28
0328300000	E 14/6A GN	B.26
0328400000	E 14/10A RT	B.24
0328400000	E 14/10A RT	A.26

Order No.	Type	Page
0328400000	E 14/10A RT	B.26
0328400000	E 14/10A RT	A.28
0328500000	E 14/16A GR	B.24
0328500000	E 14/16A GR	B.26
0328500000	E 14/16A GR	A.28
0328500000	E 14/16A GR	A.26
0328600000	P 14/6 D01 GN SAKS4	B.27
0328600000	P 14/6 D01 GN SAKS4	A.26
0328600000	P 14/6 D01 GN SAKS4	B.24
0328600000	P 14/6 D01 GN SAKS4	A.29
0328700000	P 14/10 D01 RT SAKS4	A.26
0328700000	P 14/10 D01 RT SAKS4	B.27
0328700000	P 14/10 D01 RT SAKS4	B.24
0328700000	P 14/10 D01 RT SAKS4	A.29
0328920000	SAKS 3/35 G/5X30 500V	A.25
0329120000	AP SAKT2 KRG	I.6
0329120000	AP SAKT2 KRG	I.4
0329300000	QVS 3 SAKT1+2	I.20
0329300000	QVS 3 SAKT1+2	A.33
0329300000	QVS 3 SAKT1+2	B.31
0329300000	QVS 3 SAKT1+2	B.32
0329300000	QVS 3 SAKT1+2	A.32
0329660000	AP AKZ1.5W	E.10
0329660000	AP AKZ1.5W	I.6
0329660000	AP AKZ1.5W	I.4

0330000000

0330620000	SAKT 2/LT STB	B.32
0330800000	TS 35X7.5 2M/AL/BK	H.11
0330930000	DS 9 SAK2.5	I.12
0334520000	AST 5 SF 6.3 KRG	B.43
0334700000	BS 25 O.IH SAKT1	B.32
0334700000	BS 25 O.IH SAKT1	A.32
0334700000	BS 25 O.IH SAKT1	I.21
0334700000	BS 25 O.IH SAKT1	B.31
0334700000	BS 25 O.IH SAKT1	A.33
0334820000	AKZ 4L SL VS KRG	E.12
0334860000	AKZ 4L SL VS	E.10
0334900000	MB M6/M4 GR	H.15
0335200000	BS 25 IH/SW SAKT1	I.21
0335300000	BS 25 IH/GR SAKT1	I.21
0335400000	BS 25 IH/BL SAKT1	I.21
0335500000	BS 25 IH/RT SAKT1	I.21
0335600000	BS 25 IH/GN SAKT1	I.21
0335700000	BS 25 IH/GE SAKT1	I.21
0335800000	BS 25 IH/VI SAKT1	I.21
0336400000	Q 2 AKZ4	E.10
0336400000	Q 2 AKZ4	A.39
0336400000	Q 2 AKZ4	B.61
0336400000	Q 2 AKZ4	A.55
0336400000	Q 2 AKZ4	A.56
0336400000	Q 2 AKZ4	B.37
0336400000	Q 2 AKZ4	B.57
0336400000	Q 2 AKZ4	E.11
0336400000	Q 2 AKZ4	B.38
0336400000	Q 2 AKZ4	E.13
0336400000	Q 2 AKZ4	A.12
0336400000	Q 2 AKZ4	B.60
0336400000	Q 2 AKZ4	B.10
0336400000	Q 2 AKZ4	B.11
0336400000	Q 2 AKZ4	E.12
0336400000	Q 2 AKZ4	E.9
0336400000	Q 2 AKZ4	E.3
0336400000	Q 2 AKZ4	A.38
0336400000	Q 2 AKZ4	A.50
0336400000	Q 2 AKZ4	B.56
0336400000	Q 2 AKZ4	I.11
0336400000	Q 2 AKZ4	A.51
0336400000	Q 2 AKZ4	A.53
0336400000	Q 2 AKZ4	A.52
0336400000	Q 2 AKZ4	A.13
0336400000	Q 2 AKZ4	I.9
0336400000	Q 2 AKZ4	B.58
0336400000	Q 2 AKZ4	B.59
0336400000	Q 2 AKZ4	A.54
0336500000	Q 3 AKZ4	A.50
0336500000	Q 3 AKZ4	B.10
0336500000	Q 3 AKZ4	B.60
0336500000	Q 3 AKZ4	B.61
0336500000	Q 3 AKZ4	E.10
0336500000	Q 3 AKZ4	A.51
0336500000	Q 3 AKZ4	E.9
0336500000	Q 3 AKZ4	A.13
0336500000	Q 3 AKZ4	B.58
0336500000	Q 3 AKZ4	E.3
0336500000	Q 3 AKZ4	A.52
0336500000	Q 3 AKZ4	E.13
0336500000	Q 3 AKZ4	B.59
0336500000	Q 3 AKZ4	B.38
0336500000	Q 3 AKZ4	A.12
0336500000	Q 3 AKZ4	E.12
0336500000	Q 3 AKZ4	I.9
0336500000	Q 3 AKZ4	A.39
0336500000	Q 3 AKZ4	A.54
0336500000	Q 3 AKZ4	B.11
0336500000	Q 3 AKZ4	B.37
0336500000	Q 3 AKZ4	A.56
0336500000	Q 3 AKZ4	A.38
0336500000	Q 3 AKZ4	A.53
0336500000	Q 3 AKZ4	B.57
0336500000	Q 3 AKZ4	A.55
0336500000	Q 3 AKZ4	E.11
0336500000	Q 3 AKZ4	I.11
0336500000	Q 3 AKZ4	B.56
0336600000	Q 4 AKZ4	B.58
0336600000	Q 4 AKZ4	A.55
0336600000	Q 4 AKZ4	A.54
0336600000	Q 4 AKZ4	A.12
0336600000	Q 4 AKZ4	B.61
0336600000	Q 4 AKZ4	A.53
0336600000	Q 4 AKZ4	A.39
0336600000	Q 4 AKZ4	B.59
0336600000	Q 4 AKZ4	B.60
0336600000	Q 4 AKZ4	A.56
0336600000	Q 4 AKZ4	B.57
0336600000	Q 4 AKZ4	E.3
0336600000	Q 4 AKZ4	A.50
0336600000	Q 4 AKZ4	A.38
0336600000	Q 4 AKZ4	A.51
0336600000	Q 4 AKZ4	E.9
0336600000	Q 4 AKZ4	B.11
0336600000	Q 4 AKZ4	I.11
0336600000	Q 4 AKZ4	A.52
0336600000	Q 4 AKZ4	A.13
0336600000	Q 4 AKZ4	A.14
0336600000	Q 4 AKZ4	B.37
0336600000	Q 4 AKZ4	E.12
0336600000	Q 4 AKZ4	B.10
0336600000	Q 4 AKZ4	B.38
0336600000	Q 4 AKZ4	E.13
0336600000	Q 4 AKZ4	E.11
0336600000	Q 4 AKZ4	E.10
0336600000	Q 4 AKZ4	B.56
0336700000	Q 2 SAK4	C.2
0336700000	Q 2 SAK4	C.4
0336700000	Q 2 SAK4	A.37
0336700000	Q 2 SAK4	B.3
0336700000	Q 2 SAK4	C.5
0336700000	Q 2 SAK4	I.9
0336700000	Q 2 SAK4	B.36
0336700000	Q 2 SAK4	A.36
0336700000	Q 2 SAK4	A.3
0336700000	Q 2 SAK4	D.6
0336700000	Q 2 SAK4	A.7
0336700000	Q 2 SAK4	B.6
0336700000	Q 2 SAK4	B.42
0336700000	Q 2 SAK4	B.43
0336800000	Q 3 SAK4	A.3
0336800000	Q 3 SAK4	A.37
0336800000	Q 3 SAK4	B.36
0336800000	Q 3 SAK4	C.4
0336800000	Q 3 SAK4	I.9
0336800000	Q 3 SAK4	B.6
0336800000	Q 3 SAK4	C.5
0336800000	Q 3 SAK4	D.6
0336800000	Q 3 SAK4	A.7
0336800000	Q 3 SAK4	B.42
0336800000	Q 3 SAK4	B.43
0336800000	Q 3 SAK4	B.3
0336800000	Q 3 SAK4	A.36
0336800000	Q 3 SAK4	C.2
0336900000	Q 4 SAK4	A.37
0336900000	Q 4 SAK4	B.3
0336900000	Q 4 SAK4	A.36
0336900000	Q 4 SAK4	C.4
0336900000	Q 4 SAK4	B.43
0336900000	Q 4 SAK4	C.2
0336900000	Q 4 SAK4	C.5
0336900000	Q 4 SAK4	B.36
0336900000	Q 4 SAK4	I.9
0336900000	Q 4 SAK4	B.42
0336900000	Q 4 SAK4	B.6
0336900000	Q 4 SAK4	A.7
0336900000	Q 4 SAK4	D.6
0336900000	Q 4 SAK4	A.3
0337000000	Q 2 SAK2.5	B.39
0337000000	Q 2 SAK2.5	A.40
0337000000	Q 2 SAK2.5	B.38
0337000000	Q 2 SAK2.5	A.2
0337000000	Q 2 SAK2.5	A.7
0337000000	Q 2 SAK2.5	B.2
0337000000	Q 2 SAK2.5	B.6
0337000000	Q 2 SAK2.5	B.45
0337000000	Q 2 SAK2.5	C.2
0337100000	Q 3 SAK2.5	B.6
0337100000	Q 3 SAK2.5	B.38
0337100000	Q 3 SAK2.5	A.2
0337100000	Q 3 SAK2.5	A.7
0337100000	Q 3 SAK2.5	B.2
0337100000	Q 3 SAK2.5	A.40
0337100000	Q 3 SAK2.5	A.40
0337100000	Q 3 SAK2.5	A.2
0337100000	Q 3 SAK2.5	B.6
0337100000	Q 3 SAK2.5	B.45
0337100000	Q 3 SAK2.5	A.7
0337100000	Q 3 SAK2.5	B.39
0337100000	Q 3 SAK2.5	B.38
0337200000	Q 4 SAK2.5	B.2
0337200000	Q 4 SAK2.5	C.2
0337660000	SAK 10/EN	C.3
0338100000	QL 10 SAK2.5	I.9
0338100000	QL 10 SAK2.5	A.33
0338100000	QL 10 SAK2.5	B.32
0338100000	QL 10 SAK2.5	I.10
0338200000	QL 10 SAK4	B.37
0338200000	QL 10 SAK4	A.38
0338200000	QL 10 SAK4	A.37
0338200000	QL 10 SAK4	I.10
0338200000	QL 10 SAK4	I.9
0338200000	QL 10 SAK4	B.44
0338300000	QL 10 SAK6N	B.31
0338300000	QL 10 SAK6N	A.11
0338300000	QL 10 SAK6N	I.9
0338300000	QL 10 SAK6N	I.10
0338300000	QL 10 SAK6N	I.21
0338300000	QL 10 SAK6N	B.28
0338300000	QL 10 SAK6N	B.32
0338300000	QL 10 SAK6N	A.32
0338300000	QL 10 SAK6N	A.33
0338400000	QL 10 SAKB10	B.30
0338500000	QL 10 SAKA10	B.19
0338500000	QL 10 SAKA10	B.30
0338600000	QL 10 SAK35	C.4
0338600000	QL 10 SAK35	B.8
0338600000	QL 10 SAK35	A.5
0338600000	QL 10 SAK35	A.4
0338600000	QL 10 SAK35	I.11
0338600000	QL 10 SAK35	I.9
0338600000	QL 10 SAK35	B.4
0338600000	QL 10 SAK35	B.5
0338800000	QL 10 SAKS1	I.9
0338800000	QL 10 SAKS1	B.23
0338800000	QL 10 SAKS1	A.25
0338800000	QL 10 SAKS1	A.24
0338900000	QL 10 SAKS2	A.26
0338900000	QL 10 SAKS2	A.27
0338900000	QL 10 SAKS2	I.9
0338900000	QL 10 SAKS2	B.25
0338900000	QL 10 SAKS2	B.24
0339000000	QL 10 SAKS4	A.27
0339000000	QL 10 SAKS4	I.9
0339000000	QL 10 SAKS4	B.24
0339000000	QL 10 SAKS4	B.25
0339000000	QL 10 SAKS4	A.26
0339410000	SK E14 SAKS4	A.26
0339410000	SK E14 SAKS4	B.24
0339760000	SAK 16/EN	C.3
0339860000	SAK 35/EN	C.4

0340000000

0340160000	AKZ 1.5L VS	E.10
0340460000	AKZ 1.5	E.2
0340480000	AKZ 1.5 BL	E.2
0340560000	AP AKZ1.5	E.2
0340560000	AP AKZ1.5	I.4
0340560000	AP AKZ1.5	I.6
0340580000	AP AKZ1.5 BL	E.2
0340580000	AP AKZ1.5 BL	I.6
0340670000	SAKC 4/2STB7 BL	I.7
0340720000	SAKC 4 KRG	B.19
0340820000	SAK 70 KRG	B.9
0340870000	SAK 70 KRG/BL	B.9
0340870000	SAK 70 KRG/BL	I.7
0340920000	AP 70 SAK70 KRG	I.6
0340920000	AP 70 SAK70 KRG	B.9
0340920000	AP 70 SAK70 KRG	I.4
0340960000	AP SAK70/35	A.6
0340960000	AP SAK70/35	I.6
0340960000	AP SAK70/35	I.4
0341000000	STB 30.5 IH/SW	I.20
0341000000	STB 30.5 IH/SW	I.15
0341100000	STB 30.5 IH/GR	I.20
0341100000	STB 30.5 IH/GR	I.15
0341200000	STB 30.5 IH/BL	I.20
0341200000	STB 30.5 IH/BL	I.15
0341300000	STB 30.5 IH/RT	I.20
0341300000	STB 30.5 IH/RT	I.15
0341400000	STB 30.5 IH/GN	I.20
0341400000	STB 30.5 IH/GN	I.15
0341500000	STB 30.5 IH/GE	I.15
0341500000	STB 30.5 IH/GE	I.20
0341600000	STB 30.5 IH/VI	I.15
0341600000	STB 30.5 IH/VI	I.20
0341700000	QL 10 RSF1+2	B.29
0341700000	QL 10 RSF1+2	B.28
0343300000	STB 25 IH/RT	I.15
0343300000	STB 25 IH/RT	I.20
0343400000	STB 25 IH/BL	I.15
0343400000	STB 25 IH/BL	I.20
0343800000	QB 10 SAKT1	I.21
0344300000	AD 3 SAK70	B.9
0344300000	AD 3 SAK70	A.6
0344300000	AD 3 SAK70	I.17
0344400000	BFSC M5X45 PA/NA	A.10
0344400000	BFSC M5X45 PA/NA	A.6
0344400000	BFSC M5X45 PA/NA	I.17
0344400000	BFSC M5X45 PA/NA	B.9
0345300000	QL 2 SAK70	A.6
0345300000	QL 2 SAK70	B.9
0345300000	QL 2 SAK70	I.9
0345500000	VH 30.5/11/5.5 SAK70	I.9
0345500000	VH 30.5/11/5.5 SAK70	B.9
0345500000	VH 30.5/11/5.5 SAK70	A.6
0345600000	BFSC M5X45	A.6
0345600000	BFSC M5X45	B.9
0345600000	BFSC M5X45	I.9
0346100000	SS M5 D 128-A 5	A.10
0346100000	SS M5 D 128-A 5	B.9
0346100000	SS M5 D 128-A 5	A.6
0346200000	KISC M3X6 SAKS1	I.9
0346460000	AKZ 4 LL VS	E.11
0347960000	TSK 31.5 GR	I.16
0348260000	TW AKZ4	E.9
0348260000	TW AKZ4	E.13
0348260000	TW AKZ4	E.12
0348260000	TW AKZ4	E.3
0348260000	TW AKZ4	E.8
0348260000	TW AKZ4	E.11
0348260000	TW AKZ4	E.10
0348280000	TW AKZ4 BL	E.3
0348660000	EWK AKA 2.5	H.13
0348700000	VH 23/6/4.2 SAKA10	B.30
0348900000	SSCH 10X3X1000 CU/SN	G.7
0348900000	SSCH 10X3X1000 CU/SN	G.6
0348900000	SSCH 10X3X1000 CU/SN	G.5
0348900000	SSCH 10X3X1000 CU/SN	G.4
0348900000	SSCH 10X3X1000 CU/SN	H.3
0348900000	SSCH 10X3X1000 CU/SN	A.31
0348900000	SSCH 10X3X1000 CU/SN	A.30

0350000000

0351460000	SAK 2.5 SL	B.39
0351820000	TW SAKT2	A.33
0352080000	HP NT2.5 BL	A.30
0352880000	HP NT6/10 BL	A.31
0352880000	HP NT6/10 BL	A.30
0352920000	SAK 4 SS 6.3/KRG	B.44
0353500000	FKSC M6X12 D9/SW3	H.14
0353660000	TSCH 2	A.33
0353660000	TSCH 2	B.31
0353660000	TSCH 2	B.32
0353660000	TSCH 2	A.32
0354361187	DEK 5 FWZ L1-PE	K.7
0354361203	DEK 5 FWZ L1-EIK	K.7
0354560000	EK 4	B.12
0354660000	EK 10	B.13
0354760000	EK 35	B.13
0355460000	DK 4	B.10
0355480000	DK 4 BL	B.10
0357400000	SSCH 15X6X1000 CU/SN	H.3
0357520000	SAKC 4/35	A.20
0358460000	QVS 2/S SAKT1+2	I.20
0358500000	STB 7/D4/2.3/M3 ZB/SAKC	B.19
0358500000	STB 7/D4/2.3/M3 ZB/SAKC	I.15
0359000000	KISC M3X15/6 SAK2.5	I.9
0359000000	KISC M3X15/6 SAK2.5	I.10
0359260000	AP DK4	A.12
0359260000	AP DK4	B.38
0359260000	AP DK4	A.56
0359260000	AP DK4	A.51
0359260000	AP DK4	B.61
0359260000	AP DK4	B.59
0359260000	AP DK4	B.58
0359260000	AP DK4	B.57
0359260000	AP DK4	A.53
0359260000	AP DK4	A.52
0359260000	AP DK4	A.55
0359260000	AP DK4	B.60
0359260000	AP DK4	A.54
0359260000	AP DK4	B.10
0359260000	AP DK4	A.50
0359260000	AP DK4	B.56
0359260000	AP DK4	I.6
0359280000	AP DK4 BL	A.12
0359280000	AP DK4 BL	B.38
0359280000	AP DK4 BL	I.6
0359280000	AP DK4 BL	B.10
0359310000	SK E18 SAKS5	B.25
0359310000	SK E18 SAKS5	A.27
0359420000	SAKS 5 380AC	B.25

0360000000

0361300000	E 18/20A BL	A.28
0361300000	E 18/20A BL	B.25
0361300000	E 18/20A BL	A.27
0361300000	E 18/20A BL	B.26
0361400000	E 18/25A GE	B.26
0361400000	E 18/25A GE	B.25
0361400000	E 18/25A GE	A.28
0361400000	E 18/25A GE	A.27
0361500000	E 18/35A SW	B.26
0361500000	E 18/35A SW	A.28
0361600000	E 18/50A WS	B.25
0361600000	E 18/50A WS	A.27

Order No.	Type	Page
0361600000	E 18/50A WS	A.28
0361600000	E 18/50A WS	B.26
0361700000	E 18/63A KU	B.26
0361700000	E 18/63A KU	A.27
0361700000	E 18/63A KU	B.25
0361700000	E 18/63A KU	A.28
0361800000	P 18/20 D02 BL SAKS5	A.29
0361800000	P 18/20 D02 BL SAKS5	B.25
0361800000	P 18/20 D02 BL SAKS5	A.27
0361800000	P 18/20 D02 BL SAKS5	B.27
0361900000	P 18/25 D02 GE SAKS5	B.25
0361900000	P 18/25 D02 GE SAKS5	B.27
0361900000	P 18/25 D02 GE SAKS5	A.29
0361900000	P 18/25 D02 GE SAKS5	A.27
0362000000	P 18/35 D02 SW SAKS5	B.27
0362000000	P 18/35 D02 SW SAKS5	B.25
0362000000	P 18/35 D02 SW SAKS5	A.29
0362000000	P 18/35 D02 SW SAKS5	A.27
0362100000	P 18/50 D02 WS SAKS5	B.27
0362100000	P 18/50 D02 WS SAKS5	B.25
0362100000	P 18/50 D02 WS SAKS5	A.29
0362100000	P 18/50 D02 WS SAKS5	A.27
0362460000	AKZ 4 SS WA 2X2.8	E.8
0362800000	BFSC M4X20	B.19
0362800000	BFSC M4X20	A.20
0363360000	TSCH 4 AKZ4	E.13
0363360000	TSCH 4 AKZ4	A.55
0363360000	TSCH 4 AKZ4	B.57
0363360000	TSCH 4 AKZ4	A.51
0363360000	TSCH 4 AKZ4	A.53
0363360000	TSCH 4 AKZ4	E.3
0363360000	TSCH 4 AKZ4	A.54
0363360000	TSCH 4 AKZ4	A.52
0363360000	TSCH 4 AKZ4	E.12
0363360000	TSCH 4 AKZ4	E.11
0363360000	TSCH 4 AKZ4	B.60
0363360000	TSCH 4 AKZ4	B.56
0363360000	TSCH 4 AKZ4	B.59
0363360000	TSCH 4 AKZ4	B.38
0363360000	TSCH 4 AKZ4	A.50
0363360000	TSCH 4 AKZ4	B.61
0363360000	TSCH 4 AKZ4	E.10
0363360000	TSCH 4 AKZ4	B.58
0363660000	DK 4QV/35	A.13
0363680000	DK 4QV/35 BL	A.13
0364200000	AK 95	H.5
0364300000	TS 32X16.2 2M/CU/BK	H.10
0366860000	TSCH 3 SAKD2.5 N	B.2
0366860000	TSCH 3 SAKD2.5 N	A.2
0367800000	Q 2 SAKD2.5N	B.2
0367800000	Q 2 SAKD2.5N	A.2
0367900000	Q 3 SAKD2.5N	B.2
0367900000	Q 3 SAKD2.5N	A.2
0368000000	Q 4 SAKD2.5N	A.2
0368000000	Q 4 SAKD2.5N	B.2
0368100000	Q 10 SAKD2.5N	B.2
0368100000	Q 10 SAKD2.5N	A.2
0368200000	Q 2 AKZ1.5	I.11
0368200000	Q 2 AKZ1.5	E.2
0368200000	Q 2 AKZ1.5	E.10
0368300000	Q 3 AKZ1.5	I.11
0368300000	Q 3 AKZ1.5	E.10
0368300000	Q 3 AKZ1.5	E.2
0368400000	Q 4 AKZ1.5	E.10
0368400000	Q 4 AKZ1.5	I.11
0368400000	Q 4 AKZ1.5	E.2
0368500000	Q 10 AKZ1.5	E.2
0368500000	Q 10 AKZ1.5	I.11
0368500000	Q 10 AKZ1.5	E.10
0368600000	Q 10 AKZ4	E.3
0368600000	Q 10 AKZ4	E.9
0368600000	Q 10 AKZ4	B.38
0368600000	Q 10 AKZ4	E.12
0368600000	Q 10 AKZ4	A.56
0368600000	Q 10 AKZ4	E.11
0368600000	Q 10 AKZ4	E.13
0368600000	Q 10 AKZ4	A.13
0368600000	Q 10 AKZ4	B.37
0368600000	Q 10 AKZ4	A.38
0368600000	Q 10 AKZ4	B.11
0368600000	Q 10 AKZ4	A.39
0368600000	Q 10 AKZ4	A.52
0368600000	Q 10 AKZ4	B.10
0368600000	Q 10 AKZ4	A.12
0368600000	Q 10 AKZ4	E.10
0368700000	Q 10 SAK2.5	I.9
0368700000	Q 10 SAK2.5	A.2
0368700000	Q 10 SAK2.5	A.7
0368700000	Q 10 SAK2.5	B.2
0368700000	Q 10 SAK2.5	B.45
0368700000	Q 10 SAK2.5	B.38
0368700000	Q 10 SAK2.5	B.39
0368700000	Q 10 SAK2.5	B.6
0368700000	Q 10 SAK2.5	A.40
0368700000	Q 10 SAK2.5	C.2
0368800000	Q 10 SAK4	B.3
0368800000	Q 10 SAK4	B.6
0368800000	Q 10 SAK4	B.36
0368800000	Q 10 SAK4	C.2
0368800000	Q 10 SAK4	A.3
0368800000	Q 10 SAK4	B.42
0368800000	Q 10 SAK4	C.5
0368800000	Q 10 SAK4	B.43
0368800000	Q 10 SAK4	I.9
0368800000	Q 10 SAK4	D.6
0368800000	Q 10 SAK4	A.36
0368800000	Q 10 SAK4	A.37
0368800000	Q 10 SAK4	C.4
0368800000	Q 10 SAK4	A.7
0368900000	H35,0/18	J.33
0369000000	Q 2 AKZ4SS	I.11
0369000000	Q 2 AKZ4SS	E.8
0369100000	Q 3 AKZ4SS	I.11
0369100000	Q 3 AKZ4SS	E.8
0369200000	Q 4 AKZ4SS	I.11
0369200000	Q 4 AKZ4SS	E.8
0369300000	Q 10 AKZ4SS	E.8
0369300000	Q 10 AKZ4SS	I.11
0370000000		I.9
0370160000	MK 10/14	F.3
0371420000	SAKS 1/32 G20 LD 24VDC	B.22
0372600000	H1,0/6	J.33
0372700000	H1,5/7	J.33
0373000000	H2,5/7	J.33
0373100000	H4,0/9	J.33
0374660000	EK 16	B.13
0375200000	H16,0/18	J.33
0375300000	H25,0/18	J.33
0376860000	ASK 1/15	E.6
0377100000	KISC M3X20 SAK10 CU5	A.33
0377100000	KISC M3X20 SAK10 CU5	I.12
0377100000	KISC M3X20 SAK10 CU5	A.32
0377100000	KISC M3X20 SAK10 CU5	B.31
0377100000	KISC M3X20 SAK10 CU5	B.32
0377100000	KISC M3X20 SAK10 CU5	I.21
0377200000	KISC M3X15/6 SAK2.5 CU5	B.32
0377200000	KISC M3X15/6 SAK2.5 CU5	I.12
0377200000	KISC M3X15/6 SAK2.5 CU5	A.33
0379300000	H10,0/18	J.33
0379400000	STB 6/D3.7/2.3/M3 SAKR	B.16
0379400000	STB 6/D3.7/2.3/M3 SAKR	B.18
0379400000	STB 6/D3.7/2.3/M3 SAKR	B.40
0379400000	STB 6/D3.7/2.3/M3 SAKR	A.18
0379400000	STB 6/D3.7/2.3/M3 SAKR	I.15
0380260000	AKE 4	E.5
0380350000	AP ASK1 RT	I.6
0380360000	AP ASK1	C.7
0380360000	AP ASK1	I.6
0380380000	AP ASK1 BL	I.6
0380420000	SAK 2.5/35 KRG	A.7
0380440000	SAK 2.5/35 OR	I.7
0380460000	SAK 2.5/35	A.2
0380470000	SAK 2.5/35 KRG/BL	A.7
0380470000	SAK 2.5/35 KRG/BL	I.7
0380480000	SAK 2.5/35 BL	A.2
0380480000	SAK 2.5/35 BL	I.7
0380520000	SAK 6/35 KRG	A.8
0380560000	SAK 6/35 PA	A.3
0380570000	SAK 6/35 KRG/BL	A.8
0380570000	SAK 6/35 KRG/BL	I.7
0380580000	SAK 6/35 PA/BL	I.7
0380580000	SAK 6/35 PA/BL	A.3
0380620000	SAK 16/35 KRG	A.9
0380660000	SAK 16/35 PA	A.4
0380680000	SAK 16/35 PA/BL	I.7
0380680000	SAK 16/35 PA/BL	A.4
0380760000	SAK 35/35	A.4
0380780000	SAK 35/35 BL	A.4
0380780000	SAK 35/35 BL	I.7
0382860000	EW 15	H.13
0382860000	EW 15	E.3
0382860000	EW 15	E.2
0383400000	TS 35X7.5 2M/ST/ZN	H.11
0383410000	TS 35X7.5 1M/ST/ZN	H.11
0383530000	EW 35 GR 7032	H.13
0383560000	EW 35	A.56
0383560000	EW 35	C.8
0383560000	EW 35	H.13
0383560000	EW 35	A.57
0385320000	SAKS 1/32 G20 GL 115VAC	B.22
0385400000	STB 16/D7/4/M5 SAK70	A.10
0385400000	STB 16/D7/4/M5 SAK70	I.15
0385400000	STB 16/D7/4/M5 SAK70	B.9
0385400000	STB 16/D7/4/M5 SAK70	A.6
0386060000	IH 2.8 DB	A.37
0386060000	IH 2.8 DB	A.36
0386060000	IH 2.8 DB	B.37
0386060000	IH 2.8 DB	E.8
0386060000	IH 2.8 DB	B.42
0386060000	IH 2.8 DB	E.9
0386060000	IH 2.8 DB	B.43
0386060000	IH 2.8 DB	B.44
0386060000	IH 2.8 DB	B.36
0386060000	IH 2.8 DB	A.38
0386060000	IH 2.8 DB	A.39
0386260000	IH 6.3 WEM GE	B.37
0386260000	IH 6.3 WEM GE	A.38
0386260000	IH 6.3 WEM GE	B.36
0386260000	IH 6.3 WEM GE	E.9
0386260000	IH 6.3 WEM GE	B.43
0386260000	IH 6.3 WEM GE	A.36
0386260000	IH 6.3 WEM GE	A.39
0386260000	IH 6.3 WEM GE	B.44
0386260000	IH 6.3 WEM GE	E.8
0386260000	IH 6.3 WEM GE	A.37
0386260000	IH 6.3 WEM GE	B.42
0388500000	STB 35 IH/SW	I.20
0388500000	STB 35 IH/SW	I.15
0388600000	STB 35 IH/GR	I.20
0388600000	STB 35 IH/GR	I.15
0388700000	STB 35 IH/BL	I.20
0388700000	STB 35 IH/BL	I.15
0388800000	STB 35 IH/RT	I.15
0388800000	STB 35 IH/RT	I.20
0388900000	STB 35 IH/GN	I.20
0388900000	STB 35 IH/GN	I.15
0389000000	STB 35 IH/GE	I.15
0389000000	STB 35 IH/GE	I.20
0389100000	STB 35 IH/VI	I.20
0389100000	STB 35 IH/VI	I.15
0395460000	DK 4/35 LD GR 24VDC	A.50
0395760000	DK 4/35 LD GR 24VDC	A.50
0395960000	DK 4/35 LD 1D ROT 24VAC	A.51
0396360000	DK 4/35 1D GET.SCH.	A.53
0396660000	DK 4/35 2D GET.SCH. A1	A.54
0396760000	DK 4/35 2D GET.SCH. A1	A.55
0396860000	DK 4/35 2D GET.SCH. A2	A.55
0396960000	DK 4/35 1D 1K5 GET.SCH	A.55
0400100000	KISC M2.5X11/4.5 AKZ1.5	I.9
0401220000	SAK 4 S 6.3/2.8/KRG	B.44
0401260000	SAK 4 S 6.3/2.8	B.37
0401360000	AP DUSA4/35	I.6
0401460000	SO SH1	H.4
0407360001	DEK 6,5 FSZ 1-10	K.9
0407360011	DEK 6,5 FSZ 11-20	K.9
0407360021	DEK 6,5 FSZ 21-30	K.9
0407360031	DEK 6,5 FSZ 31-40	K.9
0407360041	DEK 6,5 FSZ 41-50	K.9
0407360051	DEK 6,5 FSZ 51-60	K.9
0407360061	DEK 6,5 FSZ 61-70	K.9
0407360071	DEK 6,5 FSZ 71-80	K.9
0407360081	DEK 6,5 FSZ 81-90	K.9
0407360091	DEK 6,5 FSZ 91-100	K.9
0407600000	QL 3 SAKG28	B.46
0407600000	QL 3 SAKG28	I.9
0407600000	QL 3 SAKG28	B.47
0407600000	QL 3 SAKG28	A.10
0407600000	QL 3 SAKG28	B.9
0407700000	QL 4 SAKG28	B.47
0407700000	QL 4 SAKG28	I.9
0407700000	QL 4 SAKG28	A.10
0407700000	QL 4 SAKG28	B.46
0407700000	QL 4 SAKG28	B.9
0407900000	IS 6 DIN 6911	J.20
0408000000	QL 3 SAKG54	B.53
0408000000	QL 3 SAKG54	A.47
0408730000	AP SAKH 4EX	I.6
0409500000	H0,5/12 OR	J.22
0409600000	H0,75/12 W	J.22
0409700000	H1,0/12 GE	J.22
0409800000	QL 4 SAKG40	B.50
0409800000	QL 4 SAKG40	B.51
0412120000	SAKR KRG	B.18
0412160000	SAKR	B.16
0412180000	SAKR BL	I.7
0412180000	SAKR BL	B.16
0412220000	SAKR 2STB KRG	B.18
0412260000	SAKR 2STB	B.16
0412280000	SAKR 2STB BL	B.16
0412280000	SAKR 2STB BL	I.7
0412760000	SAKR 15	E.3
0412860000	SAKR 15 2STB	E.3
0430300000	G 20/0.10A/F	B.26
0430300000	G 20/0.10A/F	A.23
0430300000	G 20/0.10A/F	A.22
0430300000	G 20/0.10A/F	B.20
0430300000	G 20/0.10A/F	B.21
0430300000	G 20/0.10A/F	A.28
0430300000	G 20/0.10A/F	B.42
0430400000	G 20/0.20A/F	A.28
0430400000	G 20/0.20A/F	A.23
0430400000	G 20/0.20A/F	B.26
0430400000	G 20/0.20A/F	A.22
0430400000	G 20/0.20A/F	B.20
0430400000	G 20/0.20A/F	B.21
0430500000	G 20/0.25A/F	B.26
0430500000	G 20/0.25A/F	B.21
0430500000	G 20/0.25A/F	A.22
0430500000	G 20/0.25A/F	A.28
0430500000	G 20/0.25A/F	B.20
0430500000	G 20/0.25A/F	A.23
0430600000	G 20/0.50A/F	A.28
0430600000	G 20/0.50A/F	B.21
0430600000	G 20/0.50A/F	B.20
0430600000	G 20/0.50A/F	A.23
0430600000	G 20/0.50A/F	B.26
0430600000	G 20/0.50A/F	A.22
0430700000	G 20/1.00A/F	B.20
0430700000	G 20/1.00A/F	A.28
0430700000	G 20/1.00A/F	A.22
0430700000	G 20/1.00A/F	B.26
0430700000	G 20/1.00A/F	A.23
0430700000	G 20/1.00A/F	B.21
0430800000	G 20/1.60A/F	B.21
0430800000	G 20/1.60A/F	B.20
0430800000	G 20/1.60A/F	A.23
0430800000	G 20/1.60A/F	A.22
0430800000	G 20/1.60A/F	A.28
0430800000	G 20/1.60A/F	B.26
0430900000	G 20/2.00A/F	A.28
0430900000	G 20/2.00A/F	B.21
0430900000	G 20/2.00A/F	B.20
0430900000	G 20/2.00A/F	A.23
0430900000	G 20/2.00A/F	B.26
0430900000	G 20/2.00A/F	A.22
0431000000	G 20/2.50A/F	B.20
0431000000	G 20/2.50A/F	A.22
0431000000	G 20/2.50A/F	B.26
0431000000	G 20/2.50A/F	A.28
0431000000	G 20/2.50A/F	B.21
0431000000	G 20/2.50A/F	A.23
0431100000	G 20/3.15A/F	B.20
0431100000	G 20/3.15A/F	A.28
0431100000	G 20/3.15A/F	A.22
0431100000	G 20/3.15A/F	B.21
0431100000	G 20/3.15A/F	A.23
0431100000	G 20/3.15A/F	B.26
0431200000	G 20/4.00A/F	B.26
0431200000	G 20/4.00A/F	B.20
0431200000	G 20/4.00A/F	A.22
0431200000	G 20/4.00A/F	A.28
0431200000	G 20/4.00A/F	A.23
0431200000	G 20/4.00A/F	B.21
0431300000	G 20/5.00A/F	B.21
0431300000	G 20/5.00A/F	B.26
0431300000	G 20/5.00A/F	B.20
0431300000	G 20/5.00A/F	A.28
0431300000	G 20/5.00A/F	A.23
0431300000	G 20/5.00A/F	A.22
0431400000	G 20/6.30A/F	A.28
0431400000	G 20/6.30A/F	B.26
0431400000	G 20/6.30A/F	B.20
0431400000	G 20/6.30A/F	B.21
0431400000	G 20/6.30A/F	A.22
0437720000	SAKT 2/LT 4STB	B.32
0437920000	SAKT 1/LT STB14/4	B.31
0438000000	SSCH 10X3X1000 ST/ZN	H.3
0438560000	AP DK4/380 Q	I.4
0438560000	AP DK4/380 Q	I.6
0439000000	G 20/0.63A/F	B.26
0439000000	G 20/0.63A/F	A.22
0439000000	G 20/0.63A/F	B.20
0439000000	G 20/0.63A/F	A.28
0439120000	AST 4 SF 6.3/2.8 KRG	B.43
0441500000	QL 3 SAKG32+70	A.43
0441500000	QL 3 SAKG32+70	A.42
0441500000	QL 3 SAKG32+70	A.44
0441500000	QL 3 SAKG32+70	B.48
0441500000	QL 3 SAKG32+70	B.49
0441500000	QL 3 SAKG32+70	B.50
0441600000	QL 4 SAKG32+70	B.49
0441600000	QL 4 SAKG32+70	A.43
0441600000	QL 4 SAKG32+70	A.42
0441600000	QL 4 SAKG32+70	A.44
0441600000	QL 4 SAKG32+70	B.48
0441600000	QL 4 SAKG32+70	B.50
0442300000	TW ADK1 HP/DBR/0.5	E.11
0442420000	AST 3 6.3/2.8 KRG	B.42
0443620000	SAK 4/35 KRG	A.7
0443650000	SAK 4/35/AP GG	I.7
0443660000	SAK 4/35	A.3
0443670000	SAK 4/35 KRG/BL	A.7
0443670000	SAK 4/35 KRG/BL	I.7
0443680000	SAK 4/35 BL	A.3
0443680000	SAK 4/35 BL	I.7
0443720000	SAK 10/35 KRG	A.8
0443760000	SAK 10/35	A.3
0443770000	SAK 10/35 KRG/BL	A.8
0443770000	SAK 10/35 KRG/BL	I.7
0443780000	SAK 10/35 BL	A.3

Order No.	Type	Page
0443780000	SAK 10/35 BL	I.7
0444200000	H50/36 OLIV	J.22
0444400000	QL 3 SAKG46	A.46
0444400000	QL 3 SAKG46	B.52
0444400000	QL 3 SAKG46	A.47
0444500000	QL 4 SAKG46	A.46
0444500000	QL 4 SAKG46	B.52
0444500000	QL 4 SAKG46	A.47
0444900000	QL 3 SAKG40/35	A.45
0445000000	QL 4 SAKG40/35	A.45
0445420000	SAKT 2/LT O.STB	B.32
0445860000	AKZ 4 SW 1X1	E.13
0446100000	SBL/1912	A.22
0446100000	SBL/1912	B.20
0446200000	SBL/2111	B.20
0446200000	SBL/2111	A.22
0446300000	SBL/2489	A.23
0446600000	VH 10/4/2.8 AKZ4	A.52
0446600000	VH 10/4/2.8 AKZ4	E.11
0446600000	VH 10/4/2.8 AKZ4	B.57
0446600000	VH 10/4/2.8 AKZ4	B.60
0446600000	VH 10/4/2.8 AKZ4	A.53
0446600000	VH 10/4/2.8 AKZ4	B.58
0446600000	VH 10/4/2.8 AKZ4	A.51
0446600000	VH 10/4/2.8 AKZ4	E.10
0446600000	VH 10/4/2.8 AKZ4	A.56
0446600000	VH 10/4/2.8 AKZ4	A.55
0446600000	VH 10/4/2.8 AKZ4	E.12
0446600000	VH 10/4/2.8 AKZ4	B.56
0446600000	VH 10/4/2.8 AKZ4	A.50
0446600000	VH 10/4/2.8 AKZ4	A.54
0446600000	VH 10/4/2.8 AKZ4	B.59
0446700000	VL 2 AKZ4/DK4	A.54
0446700000	VL 2 AKZ4/DK4	E.11
0446700000	VL 2 AKZ4/DK4	E.10
0446700000	VL 2 AKZ4/DK4	B.60
0446700000	VL 2 AKZ4/DK4	E.12
0446700000	VL 2 AKZ4/DK4	A.56
0446700000	VL 2 AKZ4/DK4	A.55
0446700000	VL 2 AKZ4/DK4	A.50
0446700000	VL 2 AKZ4/DK4	B.59
0446700000	VL 2 AKZ4/DK4	B.56
0446700000	VL 2 AKZ4/DK4	A.51
0446700000	VL 2 AKZ4/DK4	A.53
0446700000	VL 2 AKZ4/DK4	B.57
0446700000	VL 2 AKZ4/DK4	B.58
0446700000	VL 2 AKZ4/DK4	A.52
0447240000	AP ST5 PPO/SW	I.6
0447240000	AP ST5 PPO/SW	C.6
0447260000	AP ST5 PA/BE	I.6
0448360000	ST 5 PA/BE	C.6
0448460000	STL 5	C.6

0450000000

0451300000	POSC M3X20 PA/NA	I.17
0456700000	Q 2 SAK6N	I.21
0456700000	Q 2 SAK6N	I.9
0456700000	Q 2 SAK6N	A.8
0456700000	Q 2 SAK6N	B.3
0456700000	Q 2 SAK6N	C.3
0456700000	Q 2 SAK6N	A.3
0456700000	Q 2 SAK6N	B.7
0456800000	Q 3 SAK6N	B.3
0456800000	Q 3 SAK6N	I.9
0456800000	Q 3 SAK6N	A.3
0456800000	Q 3 SAK6N	A.8
0456800000	Q 3 SAK6N	B.7
0456800000	Q 3 SAK6N	I.21
0456800000	Q 3 SAK6N	C.3
0456900000	Q 4 SAK6N	A.8
0456900000	Q 4 SAK6N	I.21
0456900000	Q 4 SAK6N	A.3
0456900000	Q 4 SAK6N	B.3
0456900000	Q 4 SAK6N	B.7
0456900000	Q 4 SAK6N	C.3
0456900000	Q 4 SAK6N	I.9
0457000000	Q 10 SAK6N	I.21
0457000000	Q 10 SAK6N	B.3
0457000000	Q 10 SAK6N	C.3
0457000000	Q 10 SAK6N	A.3
0457000000	Q 10 SAK6N	B.7
0457000000	Q 10 SAK6N	I.9
0457000000	Q 10 SAK6N	A.8
0457100000	Q 2 SAK10	A.8
0457100000	Q 2 SAK10	B.7
0457100000	Q 2 SAK10	B.3
0457100000	Q 2 SAK10	C.3
0457100000	Q 2 SAK10	A.3
0457100000	Q 2 SAK10	I.9
0457200000	Q 3 SAK10	C.3
0457200000	Q 3 SAK10	B.7
0457200000	Q 3 SAK10	A.8
0457200000	Q 3 SAK10	A.3
0457200000	Q 3 SAK10	B.3
0457200000	Q 3 SAK10	I.9
0457300000	Q 4 SAK10	C.3
0457300000	Q 4 SAK10	B.7
0457300000	Q 4 SAK10	A.3
0457300000	Q 4 SAK10	I.9
0457300000	Q 4 SAK10	B.3
0457300000	Q 4 SAK10	A.8
0457400000	Q 10 SAK10	I.9
0457400000	Q 10 SAK10	C.3
0457400000	Q 10 SAK10	A.3
0457400000	Q 10 SAK10	A.8
0457400000	Q 10 SAK10	B.3
0457400000	Q 10 SAK10	B.7
0457400000	Q 10 SAK10	B.4
0457500000	Q 2 SAK16	C.3
0457500000	Q 2 SAK16	A.9
0457500000	Q 2 SAK16	A.4
0457500000	Q 2 SAK16	B.7
0457500000	Q 2 SAK16	I.9
0457600000	Q 3 SAK16	B.4
0457600000	Q 3 SAK16	A.9
0457600000	Q 3 SAK16	C.3
0457600000	Q 3 SAK16	B.7
0457600000	Q 3 SAK16	I.9
0457600000	Q 3 SAK16	A.4
0457700000	Q 4 SAK16	B.4
0457700000	Q 4 SAK16	I.9
0457700000	Q 4 SAK16	A.4
0457700000	Q 4 SAK16	C.3
0457700000	Q 4 SAK16	A.9
0457700000	Q 4 SAK16	B.7
0457800000	Q 10 SAK16	A.9
0457800000	Q 10 SAK16	I.9
0457800000	Q 10 SAK16	C.3
0457800000	Q 10 SAK16	A.4
0457800000	Q 10 SAK16	B.4
0457800000	Q 10 SAK16	B.7
0459500000	ZBE 6	H.6

0460000000

0460020000	AP SAK4 KRG M.FU	I.6
0460360000	AST 3/35 6.3/2.8	A.36
0460460000	AST 4/35 SF 6.3/2.8	A.37
0460490000	AP SAK2.5/35 DB	I.6
0460560000	AP SAK2.5/35 + AST3+4	C.2
0460560000	AP SAK2.5/35 + AST3+4	A.37
0460560000	AP SAK2.5/35 + AST3+4	B.36
0460560000	AP SAK2.5/35 + AST3+4	I.6
0460580000	AP SAK2.5/35 BL	I.6
0460660001	DEK 5 FSZ 1-10	K.7
0460660011	DEK 5 FSZ 11-20	K.7
0460660021	DEK 5 FSZ 21-30	K.7
0460660031	DEK 5 FSZ 31-40	K.7
0460660041	DEK 5 FSZ 41-50	K.7
0460660051	DEK 5 FSZ 51-60	K.7
0460660061	DEK 5 FSZ 61-70	K.7
0460660071	DEK 5 FSZ 71-80	K.7
0460660081	DEK 5 FSZ 81-90	K.7
0460660091	DEK 5 FSZ 91-100	K.7
0461100000	QB 2 WI RA8 IS	E.6
0461100000	QB 2 WI RA8 IS	C.7
0461100000	QB 2 WI RA8 IS	B.21
0461100000		I.13
0461200000	QB 3 WI RA8 IS	E.6
0461200000	QB 3 WI RA8 IS	C.7
0461200000	QB 3 WI RA8 IS	B.21
0461200000		I.13
0461300000	QB 4 WI RA8 IS	E.6
0461300000	QB 4 WI RA8 IS	C.7
0461300000	QB 4 WI RA8 IS	B.21
0461300000		I.13
0462900000	H0,75/14 W	J.22
0463000000	H1,0/14 GE	J.22
0463100000	H1,5/14 R	J.22
0464460000	SAKR LL	B.40
0467400000	SAK 4/EN OR	I.7
0467460000	SAK 4/EN	C.2
0467480000	SAK 4/EN BL	I.7
0467480000	SAK 4/EN BL	C.2
0467960000	DK 4/32 1D CSA A2	B.59
0468060000	DEK 6,5 NEUTRAL	K.9
0468091686	DEK 6,5 RT NEUTRAL	K.9
0468091687	DEK 6,5 GE NEUTRAL	K.9
0468091688	DEK 6,5 GN NEUTRAL	K.9
0468091689	DEK 6,5 VI NEUTRAL	K.9
0468091690	DEK 6,5 OR NEUTRAL	K.9
0468091693	DEK 6,5 BL NEUTRAL	K.9
0468091694	DEK 6,5 SW NEUTRAL	K.9
0468160001	DEK 6,5 FW 1-50	K.9
0468160051	DEK 6,5 FW 51-100	K.9
0468160101	DEK 6,5 FW 101-150	K.9
0468160151	DEK 6,5 FW 151-200	K.9
0468160201	DEK 6,5 FW 201-250	K.9
0468160251	DEK 6,5 FW 251-300	K.9
0468160301	DEK 6,5 FW 301-350	K.9
0468160351	DEK 6,5 FW 351-400	K.9
0468160401	DEK 6,5 FW 401-450	K.9
0468160451	DEK 6,5 FW 451-500	K.9
0468160501	DEK 6,5 FW 501-550	K.9
0468160551	DEK 6,5 FW 551-600	K.9
0468160601	DEK 6,5 FW 601-650	K.9
0468160651	DEK 6,5 FW 651-700	K.9
0468160701	DEK 6,5 FW 701-750	K.9
0468160751	DEK 6,5 FW 751-800	K.9
0468160801	DEK 6,5 FW 801-850	K.9
0468160851	DEK 6,5 FW 851-900	K.9
0468160901	DEK 6,5 FW 901-950	K.9
0468160951	DEK 6,5 FW 951-999	K.9
0468260001	DEK 6,5 FS 1-50	K.9
0468260051	DEK 6,5 FS 51-100	K.9
0468260101	DEK 6,5 FS 101-150	K.9
0468260151	DEK 6,5 FS 151-200	K.9
0468260201	DEK 6,5 FS 201-250	K.9
0468260251	DEK 6,5 FS 251-300	K.9
0468260301	DEK 6,5 FS 301-350	K.9
0468260351	DEK 6,5 FS 351-400	K.9
0468260401	DEK 6,5 FS 401-450	K.9
0468260451	DEK 6,5 FS 451-500	K.9
0468260501	DEK 6,5 FS 501-550	K.9
0468260551	DEK 6,5 FS 551-600	K.9
0468260601	DEK 6,5 FS 601-650	K.9
0468260651	DEK 6,5 FS 651-700	K.9
0468260701	DEK 6,5 FS 701-750	K.9
0468260751	DEK 6,5 FS 751-800	K.9
0468260801	DEK 6,5 FS 801-850	K.9
0468260851	DEK 6,5 FS 851-900	K.9
0468260901	DEK 6,5 FS 901-950	K.9
0468260951	DEK 6,5 FS 951-999	K.9
0468560000	DEK 6 NEUTRAL	K.8
0468560000	DEK 6 NEUTRAL	K.9
0468591686	DEK 6 RT NEUTRAL	K.9
0468591687	DEK 6 GE NEUTRAL	K.8
0468591688	DEK 6 GN NEUTRAL	K.8
0468591689	DEK 6 VI NEUTRAL	K.9
0468591690	DEK 6 OR NEUTRAL	K.9
0468591691	DEK 6 GR NEUTRAL	K.8
0468591692	DEK 6 BR NEUTRAL	K.8
0468591693	DEK 6 BL NEUTRAL	K.8
0468591694	DEK 6 SW NEUTRAL	K.9
0468660001	DEK 6 FW 1-50	K.8
0468660051	DEK 6 FW 51-100	K.8
0468660101	DEK 6 FW 101-150	K.8
0468660151	DEK 6 FW 151-200	K.8
0468660201	DEK 6 FW 201-250	K.8
0468660251	DEK 6 FW 251-300	K.8
0468660301	DEK 6 FW 301-350	K.8
0468660351	DEK 6 FW 351-400	K.8
0468660401	DEK 6 FW 401-450	K.8
0468660451	DEK 6 FW 451-500	K.8
0468660501	DEK 6 FW 501-550	K.8
0468660551	DEK 6 FW 551-600	K.8
0468660601	DEK 6 FW 601-650	K.8
0468660651	DEK 6 FW 651-700	K.8
0468660701	DEK 6 FW 701-750	K.8
0468660751	DEK 6 FW 751-800	K.8
0468660801	DEK 6 FW 801-850	K.8
0468660851	DEK 6 FW 851-900	K.8
0468660901	DEK 6 FW 901-950	K.8
0468660951	DEK 6 FW 951-999	K.8
0468760001	DEK 6 FS 1-50	K.8
0468760051	DEK 6 FS 51-100	K.8
0468760101	DEK 6 FS 101-150	K.8
0468760151	DEK 6 FS 151-200	K.8
0468760201	DEK 6 FS 201-250	K.8
0468760251	DEK 6 FS 251-300	K.8
0468760301	DEK 6 FS 301-350	K.8
0468760351	DEK 6 FS 351-400	K.8
0468760401	DEK 6 FS 401-450	K.8
0468760451	DEK 6 FS 451-500	K.8
0468760501	DEK 6 FS 501-550	K.8
0468760551	DEK 6 FS 551-600	K.8
0468760601	DEK 6 FS 601-650	K.8
0468760651	DEK 6 FS 651-700	K.8
0468760701	DEK 6 FS 701-750	K.8
0468760751	DEK 6 FS 751-800	K.8
0468760801	DEK 6 FS 801-850	K.8
0468760851	DEK 6 FS 851-900	K.8
0468760901	DEK 6 FS 901-950	K.8
0468760951	DEK 6 FS 951-999	K.8
0469360000	SAKR TS SE 1.6	B.39

0470000000

0470300000	QL 2 SAK10	I.10
0470300000	QL 2 SAK10	I.9
0470400000	QL 3 SAK10	I.9
0470500000	QL 4 SAK10	I.9
0470600000	QL 10 SAK10	I.9
0470700000	QL 2 SAK16	I.9
0470800000	QL 3 SAK16	I.9
0470900000	QL 4 SAK16	I.9
0471000000	QL 10 SAK16	I.9
0471460000	DQS 2 1D PS2,3 AG	I.13
0471560000	DQS 2 PS2,3 AG M.BRUECK	I.13
0471660000	DQS 2 PS2.3 O.BATE	I.13
0471780000	NT 2.5/35 10X3 BL	A.30
0471880000	NT 10/35 10X3 BL	A.31
0473360000	DEK 5 NEUTRAL	K.8
0473391686	DEK 5 RT NEUTRAL	K.8
0473391687	DEK 5 GE NEUTRAL	K.7
0473391688	DEK 5 GN NEUTRAL	K.7
0473391689	DEK 5 VI NEUTRAL	K.8
0473391690	DEK 5 OR NEUTRAL	K.8
0473391691	DEK 5 GR NEUTRAL	K.7
0473391692	DEK 5 BR NEUTRAL	K.7
0473391693	DEK 5 BL NEUTRAL	K.7
0473391694	DEK 5 SW NEUTRAL	K.8
0473460001	DEK 5 FW 1-50	K.7
0473460051	DEK 5 FW 51-100	K.7
0473460101	DEK 5 FW 101-150	K.7
0473460151	DEK 5 FW 151-200	K.7
0473460201	DEK 5 FW 201-250	K.7
0473460251	DEK 5 FW 251-300	K.7
0473460301	DEK 5 FW 301-350	K.7
0473460351	DEK 5 FW 351-400	K.7
0473460401	DEK 5 FW 401-450	K.7
0473460451	DEK 5 FW 451-500	K.7
0473460501	DEK 5 FW 501-550	K.7
0473460551	DEK 5 FW 551-600	K.7
0473460601	DEK 5 FW 601-650	K.7
0473460651	DEK 5 FW 651-700	K.7
0473460701	DEK 5 FW 701-750	K.7
0473460751	DEK 5 FW 751-800	K.7
0473460801	DEK 5 FW 801-850	K.7
0473460851	DEK 5 FW 851-900	K.7
0473460901	DEK 5 FW 901-950	K.7
0473460951	DEK 5 FW 951-999	K.7
0473560001	DEK 5 FS 1-50	K.7
0473560051	DEK 5 FS 51-100	K.7
0473560101	DEK 5 FS 101-150	K.7
0473560151	DEK 5 FS 151-200	K.7
0473560201	DEK 5 FS 201-250	K.7
0473560251	DEK 5 FS 251-300	K.7
0473560301	DEK 5 FS 301-350	K.7
0473560351	DEK 5 FS 351-400	K.7
0473560401	DEK 5 FS 401-450	K.7
0473560451	DEK 5 FS 451-500	K.7
0473560501	DEK 5 FS 501-550	K.7
0473560551	DEK 5 FS 551-600	K.7
0473560601	DEK 5 FS 601-650	K.7
0473560651	DEK 5 FS 651-700	K.7
0473560701	DEK 5 FS 701-750	K.7
0473560751	DEK 5 FS 751-800	K.7
0473560801	DEK 5 FS 801-850	K.7
0473560851	DEK 5 FS 851-900	K.7
0473560901	DEK 5 FS 901-950	K.7
0473560951	DEK 5 FS 951-999	K.7
0474360000	EK 2.5N	B.12
0474460000	DK 4/32 LD ROT 24VDC A2	B.56
0474560000	ASK 1/EN	C.7
0474700000	TW AST1/PA HP/DBR/0.5	A.11
0474700000	TW AST1/PA HP/DBR/0.5	B.28
0474700000	TW AST1/PA HP/DBR/0.5	A.37
0474700000	TW AST1/PA HP/DBR/0.5	B.41
0474700000	TW AST1/PA HP/DBR/0.5	B.32
0474700000	TW AST1/PA HP/DBR/0.5	A.33
0474700000	TW AST1/PA HP/DBR/0.5	B.36
0475360000	ZB 4K GE/GN	H.7
0475380000	ZB 4K BL	H.7
0475460000	IK 4 GG ZB4	H.6
0475480000	IK 4 BL ZB4	H.6
0476260000	AP ADK1	I.6
0476260000	AP ADK1	E.11
0476520000	SAK 35/IK KRG	B.8
0476560000	SAK 35/IK	B.5
0477660000	TW ST5 PA/BE	C.6
0478220000	AST 1 6.3/2.8 KRG	B.42
0478260000	AST 1 6.3/2.8	B.36
0479220000	AST 5 SF 6.3/2.8 KRG	B.43
0479360000	AST 3/35 6.3	A.36
0479460000	AST 4/35 SF 6.3	A.37
0479620000	SAK 4 SS 6.3/2.8 KRG	B.44
0479660000	SAK 4 SS 6.3/2.8	B.37

0480000000

0482700000	QB 2 WI RA6 IS	B.40
0482700000	QB 2 WI RA6 IS	B.57
0482700000	QB 2 WI RA6 IS	B.58
0482700000	QB 2 WI RA6 IS	A.20
0482700000	QB 2 WI RA6 IS	A.53
0482700000	QB 2 WI RA6 IS	B.60
0482700000	QB 2 WI RA6 IS	A.54
0482700000	QB 2 WI RA6 IS	B.61
0482700000	QB 2 WI RA6 IS	A.51
0482700000	QB 2 WI RA6 IS	B.16
0482700000	QB 2 WI RA6 IS	B.39
0482700000	QB 2 WI RA6 IS	B.38
0482700000	QB 2 WI RA6 IS	B.56
0482700000	QB 2 WI RA6 IS	A.56
0482700000	QB 2 WI RA6 IS	B.59
0482700000	QB 2 WI RA6 IS	A.52
0482700000	QB 2 WI RA6 IS	A.55
0482700000	QB 2 WI RA6 IS	A.19
0482700000	QB 2 WI RA6 IS	B.17
0482700000	QB 2 WI RA6 IS	A.18
0482700000	QB 2 WI RA6 IS	A.50
0482700000		I.13
0482800000	QB 3 WI RA6 IS	A.19
0482800000	QB 3 WI RA6 IS	B.57
0482800000	QB 3 WI RA6 IS	B.61
0482800000	QB 3 WI RA6 IS	B.39
0482800000	QB 3 WI RA6 IS	B.60
0482800000	QB 3 WI RA6 IS	B.56

Order No.	Type	Page
0482800000	QB 3 WI RA6 IS	B.16
0482800000	QB 3 WI RA6 IS	B.38
0482800000	QB 3 WI RA6 IS	B.17
0482800000	QB 3 WI RA6 IS	A.55
0482800000	QB 3 WI RA6 IS	A.20
0482800000	QB 3 WI RA6 IS	B.40
0482800000	QB 3 WI RA6 IS	B.59
0482800000	QB 3 WI RA6 IS	A.50
0482800000	QB 3 WI RA6 IS	A.18
0482800000	QB 3 WI RA6 IS	A.56
0482800000	QB 3 WI RA6 IS	B.58
0482800000	QB 3 WI RA6 IS	A.54
0482800000	QB 3 WI RA6 IS	A.53
0482800000	QB 3 WI RA6 IS	A.52
0482800000	QB 3 WI RA6 IS	A.51
0482800000		I.13
0482900000	QB 4 WI RA6 IS	A.53
0482900000	QB 4 WI RA6 IS	B.56
0482900000	QB 4 WI RA6 IS	A.54
0482900000	QB 4 WI RA6 IS	B.61
0482900000	QB 4 WI RA6 IS	B.58
0482900000	QB 4 WI RA6 IS	A.55
0482900000	QB 4 WI RA6 IS	B.59
0482900000	QB 4 WI RA6 IS	B.57
0482900000	QB 4 WI RA6 IS	A.52
0482900000	QB 4 WI RA6 IS	B.60
0482900000	QB 4 WI RA6 IS	A.50
0482900000	QB 4 WI RA6 IS	B.16
0482900000	QB 4 WI RA6 IS	B.40
0482900000	QB 4 WI RA6 IS	A.18
0482900000	QB 4 WI RA6 IS	A.51
0482900000	QB 4 WI RA6 IS	B.39
0482900000	QB 4 WI RA6 IS	B.38
0482900000	QB 4 WI RA6 IS	A.19
0482900000	QB 4 WI RA6 IS	B.17
0482900000	QB 4 WI RA6 IS	A.56
0482900000	QB 4 WI RA6 IS	A.20
0482900000		I.13
0483460000	AP TOP4SF-FF	I.4
0483460000	AP TOP4SF-FF	I.6
0484060000	DK 4/32 1D CSA A1	B.58
0485100000	IS 4 DIN 6911	J.20
0485200000	ADP 1/HP1 1M	I.16
0485300000	ADP 2/HP2 1M	I.16
0485300000	ADP 2/HP2 1M	A.11
0485400000	ADP 3/HP3 1M	A.10
0485400000	ADP 3/HP3 1M	I.16
0485560000	HP 1 ADP1	I.16
0485660000	HP 2 ADP2	I.16
0485760000	HP 3 ADP3	I.16
0485860000	HP 4 ADP3	I.16

0490000000

0492500000	H16,0/12	J.33
0494820000	SAKT 1/QT2	B.31
0494920000	SH 2	A.14
0494920000	SH 2	A.15
0494920000	SH 2	A.16
0494920000	SH 2	A.17
0494920000	SH 2	B.15
0494920000	SH 2	H.4
0494920000	SH 2	B.14
0494920000	SH 2	B.13
0494920000	SH 2	B.12
0494920000	SH 2	I.12
0495160000	EWK 1 ALT	H.13
0495360000	DK 4/32 LD ROT 24VDC A1	B.56
0495660000	MOFU 35	H.15
0497560000	RSF 3 PA	B.28
0498000000	TS 35X15/2.3 2M/ST/ZN	H.11
0499280000	NT 16/35 10X3 BL	A.31

0500000000

0501470000	NT 6/35 10X3 KRG/BL	A.30
0501520000	SAKS 1/35/G25	A.25
0501620000	SAKS 1/35/G20	A.24
0501820000	SAKS 4/35	A.26
0502120000	SAKS 5/35	A.27
0502610000	ZB 35K SW M6X16	H.7
0502660000	ZB 35K GE/GN M6X16	H.7
0502680000	ZB 35K BL M6X16	H.7
0502780000	IK 35/ZB35 BL	H.6
0502860000	ZB 16K GE/GN	H.7
0502880000	ZB 16K BL	H.7
0502960000	IK 16/ZB16 GG	H.6
0502980000	IK 16/ZB16 BL	H.6
0503500000	MB M3/M5 CRM	H.15
0508401694	STI Waterproof schwarz	K.24
0508401694	STI Waterproof schwarz	K.25

0510000000

0510300000	G 25/0.50A/M WS	A.28
0510300000	G 25/0.50A/M WS	B.26
0514060000	SAK 2.5/35 SW 1X1	I.7
0514200000	TS 15X5 2M/ST/ZN	H.10
0514300000	TSK 35X15 2M PVC/GR	H.12
0514400000	TS 32X15/LL 2M/ST/ZN	H.10
0514500000	TS 35X7.5/LL 2M/ST/ZN	H.11
0514510000	TS 35X7.5/LL 1M/ST/ZN	H.11
0514570000	TS 35X7.5/LL/6 2M/ST/ZN	H.11
0515300000	STR 7 F.SCHT 7	K.17
0515300000	STR 7 F.SCHT 7	K.19
0517960000	SCHT 7	K.17
0518160000	SAKR LS 2STB	B.40
0518200000	AD 4 SAK16	B.7
0518200000	AD 4 SAK16	I.17
0518200000	AD 4 SAK16	C.3
0518200000	AD 4 SAK16	A.4
0518200000	AD 4 SAK16	A.9
0518960001	DEK 6 FWZ 1-10	K.8
0518960011	DEK 6 FWZ 11-20	K.8
0518960021	DEK 6 FWZ 21-30	K.8
0518960031	DEK 6 FWZ 31-40	K.8
0518960041	DEK 6 FWZ 41-50	K.8
0518960051	DEK 6 FWZ 51-60	K.8
0518960061	DEK 6 FWZ 61-70	K.8
0518960071	DEK 6 FWZ 71-80	K.8
0518960081	DEK 6 FWZ 81-90	K.8
0518960091	DEK 6 FWZ 91-100	K.8
0518960101	DEK 6 FWZ 101-110	K.8
0518960111	DEK 6 FWZ 111-120	K.8
0518960121	DEK 6 FWZ 121-130	K.8
0518960131	DEK 6 FWZ 131-140	K.8
0518960141	DEK 6 FWZ 141-150	K.8
0518960151	DEK 6 FWZ 151-160	K.8
0518960161	DEK 6 FWZ 161-170	K.8
0518960171	DEK 6 FWZ 171-180	K.8
0518960181	DEK 6 FWZ 181-190	K.8
0518960191	DEK 6 FWZ 191-200	K.8
0518960201	DEK 6 FWZ 201-210	K.8
0519060001	DEK 6,5 FWZ 1-10	K.9
0519060011	DEK 6,5 FWZ 11-20	K.9
0519060021	DEK 6,5 FWZ 21-30	K.9
0519060031	DEK 6,5 FWZ 31-40	K.9
0519060041	DEK 6,5 FWZ 41-50	K.9
0519060051	DEK 6,5 FWZ 51-60	K.9
0519060061	DEK 6,5 FWZ 61-70	K.9
0519060071	DEK 6,5 FWZ 71-80	K.9
0519060081	DEK 6,5 FWZ 81-90	K.9
0519060091	DEK 6,5 FWZ 91-100	K.9

0520000000

0522361075	DEK 5 GW L1	K.8
0522361076	DEK 5 GW L2	K.8
0522361077	DEK 5 GW L3	K.8
0522660001	DEK 5 GW 1	K.7
0522660002	DEK 5 GW 2	K.7
0522660003	DEK 5 GW 3	K.7
0522660004	DEK 5 GW 4	K.7
0522660005	DEK 5 GW 5	K.7
0522660006	DEK 5 GW 6	K.7
0522660007	DEK 5 GW 7	K.7
0522660008	DEK 5 GW 8	K.7
0522660009	DEK 5 GW 9	K.7
0522660010	DEK 5 GW 10	K.7
0522660011	DEK 5 GW 11	K.7
0522660012	DEK 5 GW 12	K.7
0522660013	DEK 5 GW 13	K.7
0522660014	DEK 5 GW 14	K.7
0522660015	DEK 5 GW 15	K.7
0522660016	DEK 5 GW 16	K.7
0522660017	DEK 5 GW 17	K.7
0522660018	DEK 5 GW 18	K.7
0522660019	DEK 5 GW 19	K.7
0522660020	DEK 5 GW 20	K.7
0522660021	DEK 5 GW 21	K.7
0522660022	DEK 5 GW 22	K.7
0522660023	DEK 5 GW 23	K.7
0522660024	DEK 5 GW 24	K.7
0522660025	DEK 5 GW 25	K.7
0522660026	DEK 5 GW 26	K.7
0522660027	DEK 5 GW 27	K.7
0522660028	DEK 5 GW 28	K.7
0522660029	DEK 5 GW 29	K.7
0522660030	DEK 5 GW 30	K.7
0522660031	DEK 5 GW 31	K.7
0522660032	DEK 5 GW 32	K.7
0522660033	DEK 5 GW 33	K.7
0522660034	DEK 5 GW 34	K.7
0522660035	DEK 5 GW 35	K.7
0522660036	DEK 5 GW 36	K.7
0522660037	DEK 5 GW 37	K.7
0522660038	DEK 5 GW 38	K.7
0522660039	DEK 5 GW 39	K.7
0522660040	DEK 5 GW 40	K.7
0522660041	DEK 5 GW 41	K.7
0522660042	DEK 5 GW 42	K.7
0522660043	DEK 5 GW 43	K.7
0522660044	DEK 5 GW 44	K.7
0522660045	DEK 5 GW 45	K.7
0522660046	DEK 5 GW 46	K.7
0522660047	DEK 5 GW 47	K.7
0522660048	DEK 5 GW 48	K.7
0522660049	DEK 5 GW 49	K.7
0522660050	DEK 5 GW 50	K.7
0522660051	DEK 5 GW 51	K.7
0522660052	DEK 5 GW 52	K.7
0522660053	DEK 5 GW 53	K.7
0522660054	DEK 5 GW 54	K.7
0522660055	DEK 5 GW 55	K.7
0522660056	DEK 5 GW 56	K.7
0522660057	DEK 5 GW 57	K.7
0522660058	DEK 5 GW 58	K.7
0522660059	DEK 5 GW 59	K.7
0522660060	DEK 5 GW 60	K.7
0522660061	DEK 5 GW 61	K.7
0522660062	DEK 5 GW 62	K.7
0522660063	DEK 5 GW 63	K.7
0522660064	DEK 5 GW 64	K.7
0522660065	DEK 5 GW 65	K.7
0522660066	DEK 5 GW 66	K.7
0522660067	DEK 5 GW 67	K.7
0522660068	DEK 5 GW 68	K.7
0522660069	DEK 5 GW 69	K.7
0522660070	DEK 5 GW 70	K.7
0522660071	DEK 5 GW 71	K.7
0522660072	DEK 5 GW 72	K.7
0522660073	DEK 5 GW 73	K.7
0522660074	DEK 5 GW 74	K.7
0522660075	DEK 5 GW 75	K.7
0522660076	DEK 5 GW 76	K.7
0522660077	DEK 5 GW 77	K.7
0522660078	DEK 5 GW 78	K.7
0522660079	DEK 5 GW 79	K.7
0522660080	DEK 5 GW 80	K.7
0522660081	DEK 5 GW 81	K.7
0522660082	DEK 5 GW 82	K.7
0522660083	DEK 5 GW 83	K.7
0522660084	DEK 5 GW 84	K.7
0522660085	DEK 5 GW 85	K.7
0522660086	DEK 5 GW 86	K.7
0522660087	DEK 5 GW 87	K.7
0522660088	DEK 5 GW 88	K.7
0522660089	DEK 5 GW 89	K.7
0522660090	DEK 5 GW 90	K.7
0522660091	DEK 5 GW 91	K.7
0522660092	DEK 5 GW 92	K.7
0522660093	DEK 5 GW 93	K.7
0522660094	DEK 5 GW 94	K.7
0522660095	DEK 5 GW 95	K.7
0522660096	DEK 5 GW 96	K.7
0522660097	DEK 5 GW 97	K.7
0522660098	DEK 5 GW 98	K.7
0522660099	DEK 5 GW 99	K.7
0522660100	DEK 5 GW 100	K.7
0522660101	DEK 5 GW 101	K.7
0522660102	DEK 5 GW 102	K.7
0522660103	DEK 5 GW 103	K.7
0522660104	DEK 5 GW 104	K.7
0522660105	DEK 5 GW 105	K.7
0522660106	DEK 5 GW 106	K.7
0522660107	DEK 5 GW 107	K.7
0522660108	DEK 5 GW 108	K.7
0522660109	DEK 5 GW 109	K.7
0522660110	DEK 5 GW 110	K.7
0522660111	DEK 5 GW 111	K.7
0522660112	DEK 5 GW 112	K.7
0522660113	DEK 5 GW 113	K.7
0522660114	DEK 5 GW 114	K.7
0522660115	DEK 5 GW 115	K.7
0522660116	DEK 5 GW 116	K.7
0522660117	DEK 5 GW 117	K.7
0522660118	DEK 5 GW 118	K.7
0522660119	DEK 5 GW 119	K.7
0522660120	DEK 5 GW 120	K.7
0522660121	DEK 5 GW 121	K.7
0522660122	DEK 5 GW 122	K.7
0522660123	DEK 5 GW 123	K.7
0522660124	DEK 5 GW 124	K.7
0522660125	DEK 5 GW 125	K.7
0522660126	DEK 5 GW 126	K.7
0522660127	DEK 5 GW 127	K.7
0522660128	DEK 5 GW 128	K.7
0522660129	DEK 5 GW 129	K.7
0522660130	DEK 5 GW 130	K.7
0522660131	DEK 5 GW 131	K.7
0522660132	DEK 5 GW 132	K.7
0522660133	DEK 5 GW 133	K.7
0522660134	DEK 5 GW 134	K.7
0522660135	DEK 5 GW 135	K.7
0522660136	DEK 5 GW 136	K.7
0522660137	DEK 5 GW 137	K.7
0522660138	DEK 5 GW 138	K.7
0522660139	DEK 5 GW 139	K.7
0522660140	DEK 5 GW 140	K.7
0522660141	DEK 5 GW 141	K.7
0522660142	DEK 5 GW 142	K.7
0522660143	DEK 5 GW 143	K.7
0522660144	DEK 5 GW 144	K.7
0522660145	DEK 5 GW 145	K.7
0522660146	DEK 5 GW 146	K.7
0522660147	DEK 5 GW 147	K.7
0522660148	DEK 5 GW 148	K.7
0522660149	DEK 5 GW 149	K.7
0522660150	DEK 5 GW 150	K.7
0522660151	DEK 5 GW 151	K.7
0522660152	DEK 5 GW 152	K.7
0522660153	DEK 5 GW 153	K.7
0522660154	DEK 5 GW 154	K.7
0522660155	DEK 5 GW 155	K.7
0522660156	DEK 5 GW 156	K.7
0522660157	DEK 5 GW 157	K.7
0522660158	DEK 5 GW 158	K.7
0522660159	DEK 5 GW 159	K.7
0522660160	DEK 5 GW 160	K.8
0522660161	DEK 5 GW 161	K.8
0522660162	DEK 5 GW 162	K.8
0522660163	DEK 5 GW 163	K.8
0522660164	DEK 5 GW 164	K.8
0522660165	DEK 5 GW 165	K.8
0522660166	DEK 5 GW 166	K.8
0522660167	DEK 5 GW 167	K.8
0522660168	DEK 5 GW 168	K.8
0522660169	DEK 5 GW 169	K.8
0522660170	DEK 5 GW 170	K.8
0522660171	DEK 5 GW 171	K.8
0522660172	DEK 5 GW 172	K.8
0522660173	DEK 5 GW 173	K.8
0522660174	DEK 5 GW 174	K.8
0522660175	DEK 5 GW 175	K.8
0522660176	DEK 5 GW 176	K.8
0522660177	DEK 5 GW 177	K.8
0522660178	DEK 5 GW 178	K.8
0522660179	DEK 5 GW 179	K.8
0522660180	DEK 5 GW 180	K.8
0522660181	DEK 5 GW 181	K.8
0522660182	DEK 5 GW 182	K.8
0522660183	DEK 5 GW 183	K.8
0522660184	DEK 5 GW 184	K.8
0522660185	DEK 5 GW 185	K.8
0522660186	DEK 5 GW 186	K.8
0522660187	DEK 5 GW 187	K.8
0522660188	DEK 5 GW 188	K.8
0522660189	DEK 5 GW 189	K.8
0522660190	DEK 5 GW 190	K.8
0522660191	DEK 5 GW 191	K.8
0522660192	DEK 5 GW 192	K.8
0522660193	DEK 5 GW 193	K.8
0522660194	DEK 5 GW 194	K.8
0522660195	DEK 5 GW 195	K.8
0522660196	DEK 5 GW 196	K.8
0522660197	DEK 5 GW 197	K.8
0522660198	DEK 5 GW 198	K.8
0522660199	DEK 5 GW 199	K.8
0522660200	DEK 5 GW 200	K.8
0522761021	DEK 5 GW A	K.8
0522761022	DEK 5 GW B	K.8
0522761023	DEK 5 GW C	K.8
0522761024	DEK 5 GW D	K.8
0522761025	DEK 5 GW E	K.8
0522761026	DEK 5 GW F	K.8
0522761027	DEK 5 GW G	K.8
0522761028	DEK 5 GW H	K.8
0522761029	DEK 5 GW I	K.8
0522761030	DEK 5 GW J	K.8
0522761031	DEK 5 GW K	K.8
0522761032	DEK 5 GW L	K.8
0522761033	DEK 5 GW M	K.8
0522761034	DEK 5 GW N	K.8
0522761035	DEK 5 GW O	K.8
0522761036	DEK 5 GW P	K.8
0522761037	DEK 5 GW Q	K.8
0522761038	DEK 5 GW R	K.8
0522761039	DEK 5 GW S	K.8
0522761040	DEK 5 GW T	K.8
0522761041	DEK 5 GW U	K.8
0522761042	DEK 5 GW V	K.8
0522761043	DEK 5 GW W	K.8
0522761044	DEK 5 GW X	K.8
0522761045	DEK 5 GW Y	K.8
0522761046	DEK 5 GW Z	K.8
0522861047	DEK 5 GW A KLEIN	K.8
0522861048	DEK 5 GW B KLEIN	K.8
0522861049	DEK 5 GW C KLEIN	K.8
0522861050	DEK 5 GW D KLEIN	K.8
0522861051	DEK 5 GW E KLEIN	K.8
0522861052	DEK 5 GW F KLEIN	K.8
0522861053	DEK 5 GW G KLEIN	K.8
0522861054	DEK 5 GW H KLEIN	K.8
0522861055	DEK 5 GW I KLEIN	K.8
0522861056	DEK 5 GW J KLEIN	K.8
0522861057	DEK 5 GW K KLEIN	K.8
0522861058	DEK 5 GW L KLEIN	K.8
0522861059	DEK 5 GW M KLEIN	K.8
0522861060	DEK 5 GW N KLEIN	K.8
0522861061	DEK 5 GW O KLEIN	K.8
0522861062	DEK 5 GW P KLEIN	K.8
0522861063	DEK 5 GW Q KLEIN	K.8
0522861064	DEK 5 GW R KLEIN	K.8
0522861065	DEK 5 GW S KLEIN	K.8
0522861066	DEK 5 GW T KLEIN	K.8
0522861067	DEK 5 GW U KLEIN	K.8
0522861068	DEK 5 GW V KLEIN	K.8
0522861069	DEK 5 GW W KLEIN	K.8
0522861070	DEK 5 GW X KLEIN	K.8
0522861071	DEK 5 GW Y KLEIN	K.8

Order No.	Type	Page
0522861072	DEK 5 GW Z KLEIN	K.8
0523060001	DEK 5 FWZ 1-10	K.7
0523060011	DEK 5 FWZ 11-20	K.7
0523060021	DEK 5 FWZ 21-30	K.7
0523060031	DEK 5 FWZ 31-40	K.7
0523060041	DEK 5 FWZ 41-50	K.7
0523060051	DEK 5 FWZ 51-60	K.7
0523060061	DEK 5 FWZ 61-70	K.7
0523060071	DEK 5 FWZ 71-80	K.7
0523060081	DEK 5 FWZ 81-90	K.7
0523060091	DEK 5 FWZ 91-100	K.7
0523760000	DK 4/32 2D CSA A2	B.59
0525500000	GZ 1.0A/F	B.26
0525500000	GZ 1.0A/F	A.23
0525500000	GZ 1.0A/F	A.28
0525910000	ZBE 6K SW	H.7
0525960000	ZBE 6K GE/GN	H.7
0525980000	ZBE 6K BL	H.7
0526060000	IK 6 GG ZBE6K	H.6
0526080000	IK 6 BL ZBE6K	H.6
0526400000		I.13
0526700000	ISPF QB75 SW	I.13
0526760000	ISPF QB75 RT	I.13
0526780000	ISPF QB75 BL	I.13
0526960001	DEK 6 GW 1	K.8
0526960002	DEK 6 GW 2	K.8
0526960003	DEK 6 GW 3	K.8
0526960004	DEK 6 GW 4	K.8
0526960005	DEK 6 GW 5	K.8
0526960006	DEK 6 GW 6	K.8
0526960007	DEK 6 GW 7	K.8
0526960008	DEK 6 GW 8	K.8
0526960009	DEK 6 GW 9	K.8
0526960010	DEK 6 GW 10	K.8
0526960011	DEK 6 GW 11	K.8
0526960012	DEK 6 GW 12	K.8
0526960013	DEK 6 GW 13	K.8
0526960014	DEK 6 GW 14	K.8
0526960015	DEK 6 GW 15	K.8
0526960016	DEK 6 GW 16	K.8
0526960017	DEK 6 GW 17	K.8
0526960018	DEK 6 GW 18	K.8
0526960019	DEK 6 GW 19	K.8
0526960020	DEK 6 GW 20	K.8
0526960021	DEK 6 GW 21	K.8
0526960022	DEK 6 GW 22	K.8
0526960023	DEK 6 GW 23	K.8
0526960024	DEK 6 GW 24	K.8
0526960025	DEK 6 GW 25	K.8
0526960026	DEK 6 GW 26	K.8
0526960027	DEK 6 GW 27	K.8
0526960028	DEK 6 GW 28	K.8
0526960029	DEK 6 GW 29	K.8
0526960030	DEK 6 GW 30	K.8
0526960031	DEK 6 GW 31	K.8
0526960032	DEK 6 GW 32	K.8
0526960033	DEK 6 GW 33	K.8
0526960034	DEK 6 GW 34	K.8
0526960035	DEK 6 GW 35	K.8
0526960036	DEK 6 GW 36	K.8
0526960037	DEK 6 GW 37	K.8
0526960038	DEK 6 GW 38	K.8
0526960039	DEK 6 GW 39	K.8
0526960040	DEK 6 GW 40	K.8
0526960041	DEK 6 GW 41	K.8
0526960042	DEK 6 GW 42	K.8
0526960043	DEK 6 GW 43	K.8
0526960044	DEK 6 GW 44	K.8
0526960045	DEK 6 GW 45	K.8
0526960046	DEK 6 GW 46	K.8
0526960047	DEK 6 GW 47	K.8
0526960048	DEK 6 GW 48	K.8
0526960049	DEK 6 GW 49	K.8
0526960050	DEK 6 GW 50	K.8
0526960051	DEK 6 GW 51	K.8
0526960052	DEK 6 GW 52	K.8
0526960053	DEK 6 GW 53	K.8
0526960054	DEK 6 GW 54	K.8
0526960055	DEK 6 GW 55	K.8
0526960056	DEK 6 GW 56	K.8
0526960057	DEK 6 GW 57	K.8
0526960058	DEK 6 GW 58	K.8
0526960059	DEK 6 GW 59	K.8
0526960060	DEK 6 GW 60	K.8
0526960061	DEK 6 GW 61	K.8
0526960062	DEK 6 GW 62	K.8
0526960063	DEK 6 GW 63	K.8
0526960064	DEK 6 GW 64	K.8
0526960065	DEK 6 GW 65	K.8
0526960066	DEK 6 GW 66	K.9
0526960067	DEK 6 GW 67	K.9
0526960068	DEK 6 GW 68	K.9
0526960069	DEK 6 GW 69	K.9
0526960070	DEK 6 GW 70	K.9
0526960071	DEK 6 GW 71	K.9
0526960072	DEK 6 GW 72	K.9
0526960073	DEK 6 GW 73	K.9
0526960074	DEK 6 GW 74	K.9
0526960075	DEK 6 GW 75	K.9
0526960076	DEK 6 GW 76	K.9
0526960077	DEK 6 GW 77	K.9
0526960078	DEK 6 GW 78	K.9
0526960079	DEK 6 GW 79	K.9
0526960080	DEK 6 GW 80	K.9
0526960081	DEK 6 GW 81	K.9
0526960082	DEK 6 GW 82	K.9
0526960083	DEK 6 GW 83	K.9
0526960084	DEK 6 GW 84	K.9
0526960085	DEK 6 GW 85	K.9
0526960086	DEK 6 GW 86	K.9
0526960087	DEK 6 GW 87	K.9
0526960088	DEK 6 GW 88	K.9
0526960089	DEK 6 GW 89	K.9
0526960090	DEK 6 GW 90	K.9
0526960091	DEK 6 GW 91	K.9
0526960092	DEK 6 GW 92	K.9
0526960093	DEK 6 GW 93	K.9
0526960094	DEK 6 GW 94	K.9
0526960095	DEK 6 GW 95	K.9
0526960096	DEK 6 GW 96	K.9
0526960097	DEK 6 GW 97	K.9
0526960098	DEK 6 GW 98	K.9
0526960099	DEK 6 GW 99	K.9
0526960100	DEK 6 GW 100	K.9
0526960200	DEK 6 GW 200	K.9
0526961000	DEK 6 GW 0	K.8
0527660000	DK 4/35	A.12
0527680000	DK 4/35 BL	A.12
0528400000	VL 2 RSF 1+2	B.28

0530000000

0531760000	SSP 3 SAKT1	A.33
0531760000	SSP 3 SAKT1	B.31
0531760000	SSP 3 SAKT1	A.32
0531760000	SSP 3 SAKT1	I.20
0531760000	SSP 3 SAKT1	B.32
0532960000	AP DSK1.5	I.6
0533500000	H6,0/20 SW	J.22
0533800000	GZ 0.5A/F	A.28
0533800000	GZ 0.5A/F	B.26
0534200000	H10,0/22 EB	J.22
0535200000		I.13
0535300000	EK 95/35/1ZB BK	A.16
0535860000	TA 1	I.14
0536560000	DK 4 SW 1X1	B.38
0537261187	DEK 5 GW PE	K.8
0537261188	DEK 5 GW PEN	K.8
0537261235	DEK 5 GW Mp	K.8
0538860000	DK 4/35 1D A2	A.54
0538960000	DK 4/35 1D A1	A.53
0538980000	DK 4/35 1D A1 BL	A.53

0540000000

0542500000	H0,75/10	J.33
0544120000	SAK 2.5 LS KRG	B.45
0544660000	DK 4/32 1D CSA GET.SCH.	B.58
0545300000		I.13
0545400000		I.13
0546000000	ISPF QB58 SW	I.13
0546040000	ISPF QB58 RT	I.13
0546080000	ISPF QB58 BL	I.13
0546900000	G 25/0.25A/M GE	B.26
0546900000	G 25/0.25A/M GE	A.28

0550000000

0550420000	SAKT 1/DU2	B.31
0550520000	SAK 95 KRG	B.9
0550620000	SAK 35N KRG	B.9
0550660000	SAK 35N	B.5
0550920000	AP SAK95 KRG	I.4
0550920000	AP SAK95 KRG	I.6
0550920000	AP SAK95 KRG	B.9
0550920000	AP SAK95 KRG	A.10
0550970000	AP SAK95 KRG/BL	I.6
0550970000	AP SAK95 KRG/BL	A.10
0551100000	VH 35/11/5.5 SAK95	I.9
0551100000	VH 35/11/5.5 SAK95	B.9
0551100000	VH 35/11/5.5 SAK95	A.10
0551200000	QL 2 SAKG28	I.9
0551200000	QL 2 SAKG28	A.10
0551200000	QL 2 SAKG28	B.47
0551200000	QL 2 SAKG28	B.9
0551200000	QL 2 SAKG28	B.46
0553300000	KOHUE ASK1	A.23
0553400000	MB M5/M3 SW	H.15
0555760000	SAK 35N/IK	B.5
0556660000	SH 3	H.4
0556700000	ZB 4/6	H.6
0556800000	ZB 16/6	H.6
0558360000	DEK 5 FWZ U,V,W,N,PE	K.7

0560000000

0564900000	QL 2 SAK35N	I.9
0564900000	QL 2 SAK35N	A.9
0564900000	QL 2 SAK35N	B.5
0564900000	QL 2 SAK35N	B.9
0564900000	QL 2 SAK35N	A.5
0565000000	QL 3 SAK35N	B.9
0565000000	QL 3 SAK35N	A.5
0565000000	QL 3 SAK35N	I.9
0565000000	QL 3 SAK35N	B.5
0565000000	QL 3 SAK35N	A.9
0565100000	QL 4 SAK35N	B.5
0565100000	QL 4 SAK35N	B.9
0565100000	QL 4 SAK35N	A.9
0565100000	QL 4 SAK35N	A.5
0565100000	QL 4 SAK35N	I.9
0565200000	QL 10 SAK35N	B.9
0565200000	QL 10 SAK35N	A.5
0565200000	QL 10 SAK35N	B.5
0565200000	QL 10 SAK35N	A.9
0565200000	QL 10 SAK35N	I.9
0565460000	ZB 4/6K GE/GN	H.7
0565480000	ZB 4/6K BL	H.7
0565600000	H1,5/24 R	J.22
0565700000	H6,0/26 SW	J.22
0565800000	H10,0/28 EB	J.22
0565900000	H16,0/24 GN	J.22
0566000000	H16,0/28 GN	J.22
0566700000	BEZ.-KARTE ADP	I.16
0567260000	SAK 2.5/35 LL	A.40
0567300000	PZ 3	J.7
0567300000	PZ 3	J.35
0569560000	DK 4/32 GL 100K 115VAC	B.57
0569660000	ZB 16/6K GE/GN	H.7

0570000000

0571200000	SSCH 6X6X1000 MS/BK	H.3
0571300000	SSCH 6X6X1000 CU/SN	H.3
0576260000	DEK 5 GW	K.7
0576261198	DEK 5 GW +	K.8
0576261199	DEK 5 GW -	K.8
0576261202	DEK 5 GW ERDE	K.8
0576261203	DEK 5 GW ERDE I.KR.	K.8
0576261215	DEK 5 GW W-STROM	K.8
0576291737	DEK 5 GW RT/SW +	K.8
0576291741	DEK 5 GW BL/SW -	K.8
0576700000	AD 4 SAK35N	A.9
0576700000	AD 4 SAK35N	B.5
0576700000	AD 4 SAK35N	I.17
0576700000	AD 4 SAK35N	A.5
0576700000	AD 4 SAK35N	B.9

0580000000

0582360002	DEK 5 FSZ 2,4,6...16	K.7
0582360018	DEK 5 FSZ 18,20,...32	K.7
0582460000	SAK 35/35/IK	A.5
0582560000		I.4

0590000000

0590060000	DK 4Q/32	B.10
0590080000	DK 4Q/32 BL	B.10
0590160000	DK 4Q/35	A.12
0590180000	DK 4Q/35 BL	A.12
0590260000	DK 4QV/32	B.11
0590280000	DK 4QV/32 BL	B.11

0600000000

0607000000	TW SAKS2 HP/DBR/2	B.36
0607000000	TW SAKS2 HP/DBR/2	A.36
0607000000	TW SAKS2 HP/DBR/2	B.40
0607000000	TW SAKS2 HP/DBR/2	B.42
0607000000	TW SAKS2 HP/DBR/2	B.34
0607000000	TW SAKS2 HP/DBR/2	A.34
0607000000	TW SAKS2 HP/DBR/2	B.43
0607000000	TW SAKS2 HP/DBR/2	B.17
0607000000	TW SAKS2 HP/DBR/2	B.38
0607000000	TW SAKS2 HP/DBR/2	B.39
0607000000	TW SAKS2 HP/DBR/2	B.45
0608220000	SAK 35N/35 KRG	A.9
0608260000	SAK 35N/35	A.5
0608320000	SAK 35N/35/IK KRG	A.9
0608360000	SAK 35N/35/IK	A.5
0608370000	SAK 35N/35/IK KRG/BL	A.9

0620000000

0620120000	MK 6/6	F.3
0620220000	MK 6/4	F.3
0620320000	MK 6/3	F.3
0620420000	MK 6/2	F.3
0623320000	RSF 2	B.29
0624720000	BK 2 CRN	F.5
0624920000	BK 3 CRN	F.5
0625120000	BK 4 CRN	F.5
0625220000	BK 6 CRN	F.5
0625320000	BK 12 CRN	F.5

0630000000

0630200000	KISC M5X50/26 SAK95	B.9
0630200000	KISC M5X50/26 SAK95	A.10
0630200000	KISC M5X50/26 SAK95	I.9
0630360000	SAK 4 S/35 6.3/2.8	A.37
0630460000	SAK 4 SS/35 6.3/2.8	A.38
0631260000	DK 4S SF 6.3/2.8	B.37
0631300000	AP DK4Q DB	I.6
0631360000	AP DK4S	I.6
0631360000	AP DK4S	A.38
0631360000	AP DK4S	B.37
0631360000	AP DK4S	A.39
0631380000	AP DK4S BL	I.6
0631860000	DEK 6 FWZ R,S,T,N,ERDE	K.8
0631961187	DEK 6 FWZ L1-PE	K.8
0631961203	DEK 6 FWZ L1-ERDE I.KRE	K.8
0632060000	DEK 6,5 FWZ R,S,T,N,ERD	K.9
0632161187	DEK 6,5 FW L1-PE	K.9
0632161203	DEK 6,5 FW L1-ERDE I.KR	K.9
0632560000	DEK 6 FW L,N,PE	K.8
0634100000	AD 250	I.18
0634300000	HP EK132/2 AD250	I.18
0635060000	AP DKIT4	I.6
0635100000	H1,5/16 R	J.22
0635960000	KLBUE SH1	H.4
0636620000	SAKG 70/35 II/GW	A.44
0636800000	FM 5/TS35	H.15
0636900000	FM 6/TS35	H.15
0637120000	SAKG 32/35 I	A.42
0637220000	SAKG 32/35 III	A.44
0637320000	SAKG 32/35 II	A.43
0637420000	SAKG 32/35 II/GW	A.43
0637520000	SAKG 40/35 I	A.45
0637620000	SAKG 40/35 III	A.46
0637720000	SAKG 40/35 II	A.45
0637820000	SAKG 40/35 II/GW	A.45
0637920000	SAKG 46/35 II	A.46
0638020000	SAKG 46/35 II/GW	A.47
0638120000	SAKG 54/35 II	A.47
0638220000	SAKG 54/35 II/GW	A.47

0640000000

0641720000	SH 2 S	H.4
0642600000	FKSC M6X8 D9/SW3	H.14
0642760000	DK 4/32 2D CSA GET.SCH.	B.59
0646260000	MOFU 35/LO/1	H.15
0646400000	G 25/0.80A/M GR	A.28
0646400000	G 25/0.80A/M GR	B.26
0646560000	DK 4/32 LD GR 24VDC A2	B.56
0646930000	SAK 4 SS/35 6.3 GR	I.7

0660000000

0661060000	EK 2.5/35	A.14
0661160000	EK 4/35	A.14
0661260000	EK 6/35	A.15
0661360000	EK 10/35	A.15
0661460000	EK 35/35	A.16
0662220000	SAK 95/35 KRG	A.10
0662270000	SAK 95/35 KRG/BL	I.7
0663960000	DK 4/32 2D A1	B.60
0664600000	DMS 2 Set	J.11
0664860000	AST 1/35 6.3	A.36
0664960000	AST 5/35 SF 6.3/2.8	A.37
0667520000	SAKS 3/35 GZ/6.3X32	A.25

0680000000

0685260000	DK 4/32 1D 1K5	B.60
0686660000	DK 4S/35 SF 6.3/2.8	A.39
0687360000	DKT 4	B.17
0687460000	DKT 4/35	A.19
0687560000	AP DKT4 PA	B.17
0687560000	AP DKT4 PA	B.61
0687560000	AP DKT4 PA	I.6
0687560000	AP DKT4 PA	A.19
0687560000	AP DKT4 PA	A.56
0687900000	FM 4/TS35	G.10
0687900000	FM 4/TS35	H.15
0688660000	DEK 6 FW 1-5 (10X)	K.8

0690000000

0690700000	H0,5/14 OR	J.22
0692160000	DK 4/32 RC 220R/220NF	B.61
0697160000	AKZ 2.5	E.2
0697180000	AKZ 2.5 BL	E.2
0697260000	AP AKZ2.5K	E.13
0697260000	AP AKZ2.5K	I.6
0697360000	AP AKZ2.5	I.6
0697360000	AP AKZ2.5	E.2
0697380000	AP AKZ2.5 BL	I.6
0697380000	AP AKZ2.5 BL	E.2
0699020000	SAKT E/32 2LD 60VAC	B.62
0699660000	AST 1/35 6.3/2.8	A.36

1000000000

1001180001	PRINTJET PRO 230V	K.22
1005710000	PLOTTER PEN 0.50 P-INK	K.25
1005710000	PLOTTER PEN 0.50 P-INK	K.24

Order No.	Type	Page
1010000000		
1011320000	DEK 5/6 PLUS MC NE WS	K.11
1011440000	PLOTTERPEN 0,7	K.25
1011440000	PLOTTERPEN 0,7	K.24
1011450000	PLOTTER PEN 0.70 P-INK	K.24
1011450000	PLOTTER PEN 0.70 P-INK	K.25
1020000000		
1024050000	PRINTJET PRO 115V	K.22
1025680000	DEK 5/30 MC SDR	K.11
1027040000	PJ PRO TNTK INK K	K.22
1027050000	PJ PRO TNTK INK C	K.22
1027060000	PJ PRO TNTK INK M	K.22
1027070000	PJ PRO TNTK INK Y	K.22
1027080000	PJ PRO TNTK FL	K.22
1027090000	PJ PRO TNTK INK SET BK	K.22
1027110000	PJ-PRO TNTK INK SET COL	K.22
1050000000		
1050760000	WGB 5 ABDG.M.GRUPPENBEZ	K.18
1050960000	WGB 8 ABDG.M.GRUPPENBEZ	K.18
1053460000	WAD 5 M. BL.	K.18
1053560000	WAD 8 M. BL.	K.18
1055960000	WAD 12 M. BL.	K.18
1056060000	WAD 5 NEUTRAL	K.18
1056160000	WAD 8 NEUTRAL	K.18
1056260000	WAD 12 NEUTRAL	K.18
1058800000	WTW EN	A.12
1058800000	WTW EN	B.10
1058800000	WTW EN	A.13
1058800000	WTW EN	A.34
1058800000	WTW EN	B.11
1058800000	WTW EN	B.34
1059000000	WEW 35/1	H.5
1060000000		
1061200000	WEW 35/2	H.13
1061200000	WEW 35/2	H.5
1062860000	WAD 27 M. BL.	K.18
1062960000	WAD 27 NEUTRAL	K.18
1067600000	WEW 32/1	H.13
1068700000	WSH 1	G.6
1070000000		
1071900000	EW 15/2	H.13
1079900000	WSH 4 MT	G.9
1080000000		
1080100000	WSH 5	G.6
1080200000	WSH 6	G.6
1082400000	BFEH 1/WSH	G.7
1083100000	WSH 18 MT	G.7
1083200000	WSH 19 MT	G.7
1083900000	SMSE WSH U1	G.7
1100000000		
1104700000	SAKH 10 CUN/EP/SW	D.7
1110000000		
1111160000	DK 4/35 GL 1D I1,0A	A.52
1111320000	SAKS 1/35 G20 LD 24VAC	A.24
1160000000		
1166820000	SAKT E/35 2LD 30VAC	A.57
1260000000		
1261300000	ZB 10 F.10X3/10X5/10X10	H.6
1266380000	HP NT16/10X3	A.31
1269060000	SCHT 14/6	K.18
1270000000		
1272420000	SAKT 4/35/LT O.STB	A.33
1272520000	SAKT 4/35/LT STB2.0	A.33
1276300000	FZS 2/4 RT/80 SAKT4	I.14
1276960001	DEK 8 FWZ 1-10	K.9
1276960011	DEK 8 FWZ 11-20	K.9
1276960021	DEK 8 FWZ 21-30	K.9
1276960031	DEK 8 FWZ 31-40	K.9
1276960041	DEK 8 FWZ 41-50	K.9
1276960051	DEK 8 FWZ 51-60	K.9
1276960061	DEK 8 FWZ 61-70	K.9
1276960071	DEK 8 FWZ 71-80	K.9
1276960081	DEK 8 FWZ 81-90	K.9
1276960091	DEK 8 FWZ 91-100	K.9
1276961101	DEK 8 FWZ 101-110	K.9
1276961111	DEK 8 FWZ 111-120	K.9
1276961121	DEK 8 FWZ 121-130	K.9
1276961131	DEK 8 FWZ 131-140	K.9
1276961141	DEK 8 FWZ 141-150	K.9
1277060000	DEK 8 NEUTRAL	K.9
1277091686	DEK 8 RT NEUTRAL	K.9
1277091687	DEK 8 GE NEUTRAL	K.9
1277091688	DEK 8 GN NEUTRAL	K.9
1277091689	DEK 8 VI NEUTRAL	K.9
1277091690	DEK 8 OR NEUTRAL	K.9
1278460000	SCHT 9/4	K.18
1280000000		
1284060000	DK 4Q/35/TC TYP J	A.34
1284160000	DK 4Q/35/TC TYP K	A.34
1285660000	DK 4Q/35/TC TYP T	A.34
1286600000	TST 2/M5	H.14
1287700000	BST 2 BEZEICHNUNGSSTR.	I.17
1287860000	TBS 2	I.17
1288300000	REINIGUNGSBECHER	K.24
1289660001	DEK 8 FSZ 1-10	K.9
1289660011	DEK 8 FSZ 11-20	K.9
1289660021	DEK 8 FSZ 21-30	K.9
1289660031	DEK 8 FSZ 31-40	K.9
1289660041	DEK 8 FSZ 41-50	K.9
1289660051	DEK 8 FSZ 51-60	K.9
1289660061	DEK 8 FSZ 61-70	K.9
1289660071	DEK 8 FSZ 71-80	K.9
1289660081	DEK 8 FSZ 81-90	K.9
1289660091	DEK 8 FSZ 91-100	K.9
1289690000	DEK 8 BEDR./FARBIG	K.9
1300000000		
1303360000	AKE 2.5	E.4
1304860000	DKT 4V 2STB	B.17
1304960000	DKT 4V/35 2STB	A.19
1310000000		
1312500000	Q 2 DLI	I.11
1312600000	Q 3 DLI	I.11
1312700000	Q 4 DLI	I.11
1313100000	Q 10 DLI	I.11
1313260000	AP DLI2.5	I.6
1317660000	AP DLD2.5	I.6
1317680000	AP DLD2.5 BL	I.6
1318061187	DEK 6 GW PE	K.9
1318061198	DEK 6 GW +	K.9
1318061199	DEK 6 GW -	K.9
1318061202	DEK 6 GW ERDE	K.9
1318061203	DEK 6 GW ERDE I.KR.	K.9
1318091737	DEK 6 GW RT/SW +	K.9
1318091741	DEK 6 GW BL/SW -	K.9
1319260000	QVS 2/4 SAKT4	B.32
1319260000	QVS 2/4 SAKT4	A.33
1319360000	SSP 4 SAKT4	I.20
1319360000	SSP 4 SAKT4	A.33
1319360000	SSP 4 SAKT4	B.32
1319900000	BFSC M3X22 SAKT4	A.33
1319900000	BFSC M3X22 SAKT4	B.32
1320000000		
1323660000	SAK 4/35 OR	I.7
1326360000	SAK 2.5 OR	I.7
1326660000	DEK 8 SONDERDR.WEISS	K.9
1326690000	DEK 8 SONDERDR.FARBIG	K.9
1330000000		
1333100000	H2,5/14S BL	J.32
1333200000	AP TW/SS.../35	I.6
1338060000	DK 4Q/TC TYP J	B.34
1338160000	DK 4Q/TC TYP T	B.34
1338260000	DK 4Q/TC TYP K	B.34
1338300000	EK 70/35/M.2ZB O.IK	A.17
1350000000		
1358460000	DEK 5 FW 1,3,5,...99	K.7
1358560000	DEK 5 FW 2,4,...100	K.7
1358660000	DEK 6 FW 1,3,5...99	K.8
1358760000	DEK 6 FW 2,4,...100	K.8
1360000000		
1368720000	SAKS 2/35	A.26
1370000000		
1378160000	ADP 4/300	I.16
1380000000		
1381600000	EP 1/BW SAKG32/35 HP/DB	I.5
1390000000		
1397160000	AP DK4Q	B.11
1397160000	AP DK4Q	A.12
1397160000	AP DK4Q	A.13
1397160000	AP DK4Q	B.10
1397160000	AP DK4Q	B.34
1397160000	AP DK4Q	I.6
1397160000	AP DK4Q	A.34
1397180000	AP DK4Q BL	I.6
1397180000	AP DK4Q BL	A.12
1397180000	AP DK4Q BL	B.10
1397180000	AP DK4Q BL	B.11
1397180000	AP DK4Q BL	A.13
1400000000		
1404520000	SAKC 10/35 1STB4 KRG	A.20
1430000000		
1430760000	ADP 4/1000	I.16
1440000000		
1443000000		I.10
1460000000		
1461960000	SAKR OR	I.7
1570000000		
1572000000	DEK 5 FWZ 1-9	K.7
1590000000		
1592810000	KLBUE 4-13.5	G.4
1595960000	AP DLD2.5/PE	I.6
1596240000	SAKH 35 EP/SW	D.7
1596240000	SAKH 35 EP/SW	I.7
1598080000	SAKK 4 KER/WS	D.2
1598090000	SAKK 10 KER/WS	D.3
1600000000		
1600480000	KLBUE 3-8	G.4
1600490000	KLBUE 10-20	G.4
1607710000	ESO 5 DIN A4 WEISS BOG.	K.17
1607720000	ESO 7 A4-BOGEN WEISS	K.17
1607720000	ESO 7 A4-BOGEN WEISS	K.19
1609801044	DEK 5/5 MC-10 NEUT. WS	K.11
1609801044	DEK 5/5 MC-10 NEUT. WS	K.19
1609801044	DEK 5/5 MC-10 NEUT. WS	K.18
1609801044	DEK 5/5 MC-10 NEUT. WS	K.17
1609801044	DEK 5/5 MC-10 NEUT. WS	K.16
1609801686	DEK 5/5 MC-10 NEUT. RT	K.11
1609801687	DEK 5/5 MC-10 NEUT. GE	K.11
1609801688	DEK 5/5 MC-10 NEUT. GN	K.11
1609801691	DEK 5/5 MC-10 NEUT. GR	K.11
1609801693	DEK 5/5 MC-10 NEUT. BL	K.11
1609810000	DEK 5/5 MC BEDRUCKT	K.11
1609820000	DEK 5/6 MC NEUTRAL	K.11
1609830000	DEK 5/6 MC BEDRUCKT	K.11
1609840000	DEK 5/6,5 MC NEUTRAL	K.11
1609850000	DEK 5/6,5 MC BEDRUCKT	K.11
1609860000	WS 12/5 MC NEUTRAL	K.14
1609860000	WS 12/5 MC NEUTRAL	K.18
1609860000	WS 12/5 MC NEUTRAL	K.19
1609870000	WS 12/5 MC BEDRUCKT	K.14
1609880000	WS 15/5 MC NEUTRAL	K.14
1609890000	WS 15/5 MC BEDRUCKT	K.14
1609900000	WS 12/6 MC NEUTRAL	K.14
1609910000	WS 12/6 MC BEDRUCKT	K.15
1609920000	WS 12/6,5 MC NEUTRAL	K.15
1609930000	WS 12/6,5 MC BEDRUCKT	K.15
1610000000		
1610000000	ZS 10/5 MC NEUTRAL	K.15
1610010000	ZS 10/5 MC BEDRUCKT	K.15
1610020000	ZS 12/6 MC NEUTRAL	K.15
1610030000	ZS 12/6 BEDRUCKT	K.15
1610110000	TSTW D 4.3	H.14
1611930000	ZGB 30	K.19
1615280000	AP MAK2.5	I.6
1630000000		
1631350000	ESO 5 DIN A4 GELB BOG.	K.17
1631920000	ESO 5 S DIN A4-BOGEN	K.17
1631930000	SCHT 5 S	K.17
1631940000	STR 5 S F.SCHT 5 S	K.17
1633260000	AP VLI1.5	I.6
1633320000	AP VLI1.5/PE	I.6
1634780000	ESO 7 A4-BOGEN GELB	K.17
1634780000	ESO 7 A4-BOGEN GELB	K.19
1635000000	WS 10/5 MC NEUTRAL	K.16
1635000000	WS 10/5 MC NEUTRAL	K.14
1635010000	WS 10/5 MC BEDRUCKT	K.14
1636510000	ESO 15 BOGEN DIN A4	K.19
1636520000	STR 15 F. ZGB 15	K.19
1636530000	ZGB 15	K.19
1640000000		
1640740000	WS 8/5 MC NEUTRAL	K.14
1640750000	WS 8/5 MC BEDRUCKT	K.14
1646630000	ZS 15/5 MC NEUTRAL	K.15
1646640000	ZS 15/5 MC BEDRUCKT	K.15
1650000000		
1653340001	DEK 8 FW 1-50 TAMPOPR.	K.9
1653340051	DEK 8 FW 51-100 TAMPOP.	K.9
1653350001	DEK 8 FS 1-50 TAMPOPR.	K.9
1653350051	DEK 8 FS 51-100 TAMPOP.	K.9
1660000000		
1667700000	WAD 8 SONDERDRUCK	K.18
1670000000		
1670360000	QVSK 2 SAKT1	I.20
1670370000	ESO 5 POLY.WEISS A4-BOG.	K.17
1670380000	ESO 5 POLY.GELB A4-BOG.	K.17
1670390000	ESO 7 POLY.WEISS A4-BOG.	K.19
1670390000	ESO 7 POLY.WEISS A4-BOG.	K.17
1670400000	ESO 7 POLY.GELB A4-BOG.	K.17
1670400000	ESO 7 POLY.GELB A4-BOG.	K.19
1678650000	FK 4	I.14
1680000000		
1686920000	PRINT KIT	K.25
1690000000		
1692261001	KLBUE 3-8 SC	G.8
1710000000		
1712311001	KLBUE 4-13.5 SC	G.8
1712321001	KLBUE 10-20 SC	G.8
1715970000	WSH 3/H/N	G.6
1716240000	SAK 4	B.3
1716300000	KLBUE 15-32	G.4
1718341001	KLBUE 15-32 SC	G.8
1718530000	TW KST5-12 RE/NO 160/HM	B.55
1718530000	TW KST5-12 RE/NO 160/HM	A.49
1718530000	TW KST5-12 RE/NO 160/HM	B.54
1718530000	TW KST5-12 RE/NO 160/HM	A.48
1720000000		
1720620000	DEK 5/7.5 MC NEUTRAL	K.11
1723800000	BS 35II KLBUE HOLDER	G.10
1723810000	BS 35II KLBUE3-8	G.10
1723820000	BS 35II/KLBUE 4-13.5	G.10
1724580000	FM 4.2/TS35	H.15
1740000000		
1741260001	MC-Mobilo 110V/220V	K.25
1742630000	BTWZ KLBUE	G.8
1746130000	SSCH 10X3X1000 ST/ZN	G.5
1746130000	SSCH 10X3X1000 ST/ZN	G.7
1746130000	SSCH 10X3X1000 ST/ZN	G.4
1747350000	TS 35X7.5 2M/CRN	H.11
1749151001	KLBUE CO 3	G.5
1749161001	KLBUE CO 4	G.5
1749430000	BS 35II KLBUE3-8/2X2-6	G.10
1750000000		
1752131001	KLBUE CO 2	G.5
1752681001	KLBUE 3-8 CPF SS	G.11
1752691001	KLBUE 4-13.5 CPF	G.11
1752701001	KLBUE 10-20 CPF	G.11
1752711001	KLBUE 15-32 CPF	G.11
1752800000	TW KST5-12 LI/NO 160/HM	A.49
1752800000	TW KST5-12 LI/NO 160/HM	A.48
1752800000	TW KST5-12 LI/NO 160/HM	B.55
1752800000	TW KST5-12 LI/NO 160/HM	B.54
1752950000	WSH 20 MT	G.7
1753311001	KLBUE CO 1	G.5
1753320000	AP ASK1 DB	I.6
1755081001	KLBUE CO 5	G.5
1755270000	DEK 5/3,5 MC NEUTRAL	K.11
1755280001	DEK 5/3,5 MC GW 1	K.8
1755280002	DEK 5/3,5 MC GW 2	K.8
1755280003	DEK 5/3,5 MC GW 3	K.8
1755280004	DEK 5/3,5 MC GW 4	K.8
1755280005	DEK 5/3,5 MC GW 5	K.8
1755280006	DEK 5/3,5 MC GW 6	K.8
1755280007	DEK 5/3,5 MC GW 7	K.8
1755280008	DEK 5/3,5 MC GW 8	K.8
1755280009	DEK 5/3,5 MC GW 9	K.8
1755281000	DEK 5/3,5 MC GW 0	K.8
1760000000		
1760720000	BS 35/WSH 2	G.7

Order No.	Type	Page
1762320001	DEK 5/3,5 MC FSZ 1-10	K.8
1762320011	DEK 5/3,5 MC FSZ 11-20	K.8
1762320021	DEK 5/3,5 MC FSZ 21-30	K.8
1762320031	DEK 5/3,5 MC FSZ 31-40	K.8
1762320041	DEK 5/3,5 MC FSZ 41-50	K.8
1762320051	DEK 5/3,5 MC FSZ 51-60	K.8
1762320061	DEK 5/3,5 MC FSZ 61-70	K.8
1762320071	DEK 5/3,5 MC FSZ 71-80	K.8
1762320081	DEK 5/3,5 MC FSZ 81-90	K.8
1762320091	DEK 5/3,5 MC FSZ 91-100	K.8
1762320101	DEK 5/3,5 MC FSZ 101-110	K.8
1762320111	DEK 5/3,5 MC FSZ 111-120	K.8
1762320121	DEK 5/3,5 MC FSZ 121-130	K.8
1762320131	DEK 5/3,5 MC FSZ 131-140	K.8
1762320141	DEK 5/3,5 MC FSZ 141-150	K.8
1762440000	ADAPTER ALU STI-S	K.25
1762440000	ADAPTER ALU STI-S	K.24
1767090000	SPEEDMARKING-LASER	K.21
1767730000	DEK 5/3,5 MC bedruckt	K.11
1768020000	BS 35II KLBUE2X3-8/2X2-6	G.10
1768090000	WS 14/5 MC NEUTRAL	K.14
1768540000	Plotterpen 0,25	K.25
1768540000	Plotterpen 0,25	K.24
1768550000	Plotterpen 0,35	K.25
1768550000	Plotterpen 0,35	K.24
1768560000	Plotterpen 0,5	K.25
1768560000	Plotterpen 0,5	K.24
1768570000	Plotterpen 0,18	K.25
1768570000	Plotterpen 0,18	K.24

1770000000

1770070000	TONER SMARK LASER	K.21
1770490000	DEK 5/7.5 MC SONDERDR.	K.11
1772120000	Tinte 2000 25ml	K.25
1772120000	Tinte 2000 25ml	K.24
1772130000	Reiniger 2000 25ml	K.24
1772130000	Reiniger 2000 25ml	K.25
1772810000	SAK 6/EN OR	I.7
1772820000	SAK 6/EN GE	I.7
1772830000	SAK 10/EN OR	I.7
1773330001	WS 12/5 FWZ 1-10	K.9
1773330011	WS 12/5 FWZ 11-20	K.9
1773330021	WS 12/5 FWZ 21-30	K.9
1773330031	WS 12/5 FWZ 31-40	K.9
1773330041	WS 12/5 FWZ 41-50	K.9
1773340000	SAK 4/EN WS	I.7
1773350000	SAK 6/EN WS	I.7
1773360000	WS 8/5 Sonderdr. Laser	K.9
1773370000	WS 10/5 Sonderdr. Laser	K.9
1773380000	WS 12/5 Sonderdr. Laser	K.9
1773410000	AP 100 GR	I.6
1773430001	WS 12/5 FSZ 1-10	K.9
1773430011	WS 12/5 FSZ 11-20	K.9
1773430021	WS 12/5 FSZ 21-30	K.9
1773430031	WS 12/5 FSZ 31-40	K.9
1773430041	WS 12/5 FSZ 41-50	K.9
1773521686	WS 8/5 MC neutral RT	K.14
1773521687	WS 8/5 MC neutral GE	K.14
1773521690	WS 8/5 MC neutral OR	K.14
1773521693	WS 8/5 MC neutral BL	K.14
1773531686	WS 10/5 MC neutral RT	K.14
1773531687	WS 10/5 MC neutral GE	K.14
1773531693	WS 10/5 MC neutral BL	K.14
1773541686	WS 12/5 MC neutral RT	K.14
1773541687	WS 12/5 MC neutral GE	K.14
1773541690	WS 12/5 MC neutral OR	K.14
1773541693	WS 12/5 MC neutral BL	K.14
1773551686	WS 12/6 MC neutral RT	K.14
1773551687	WS 12/6 MC neutral GE	K.14
1773551689	WS 12/6 MC neutral VI	K.14
1773551690	WS 12/6 MC neutral OR	K.14
1773551692	WS 12/6 MC neutral BR	K.14
1773551693	WS 12/6 MC neutral BL	K.14
1773561686	WS 12/6,5 MC neutral RT	K.15
1773561687	WS 12/6,5 MC neutral GE	K.15
1773561688	WS 12/6,5 MC neutral GN	K.15
1773561693	WS 12/6,5 MC neutral BL	K.15
1773571687	WS 15/5 MC neutral GE	K.14
1773900000	SAK 10/EN SW	I.7
1778270000	WS 12/3,5 MC neutral	K.14
1778280000	WS 12/3,5 MC Sonderdr.	K.14
1779100000	TSTW 5/M5 ZN	H.14

1780000000

1782880000	Magazin SMark Laser	K.21
1783550000	AP DLI2.5 DB	I.6
1783800000	AP DLD2.5/PE DB	I.6
1784150000	AP VLI1.5 DB	I.6
1784160000	AP VLI1.5/PE DB	I.6
1784210000	AP DLD2.5 DB	I.6
1784390000	SAK 16/EN BL	I.7
1784390000	SAK 16/EN BL	C.3
1784400000	SAK 35/EN BL	C.4
1784400000	SAK 35/EN BL	I.7
1784410000	SAK 10/EN BL	C.3
1784410000	SAK 10/EN BL	I.7

1790000000

1790060000	WAD 5 Sonderdruck	K.18
1790080000	AP 110 GR	I.6
1792000000	WS 10/5 MC Midd. Neutr.	K.16
1792000000	WS 10/5 MC Midd. Neutr.	K.14
1792000000	WS 10/5 MC Midd. Neutr.	K.17
1792010000	WS 10/5 MC Midd. Sonder	K.14
1797460000	Tintenpatrone PrintJet	K.22
1799900000	SAK 2.5/35 SW	I.7
1799910000	SAK 2.5/35 RT	I.7
1799920000	SAK 2.5/35 DBL	I.7

1800000000

1802180000	MC-MOBILO AUFN. SF 4-6	K.25
1802690000	TS 27X12.5M/ST/F.ZN	G.11
1805480000	BZT 2 WS 10/5	K.16
1805490000	BZT 1 WS 10/5	K.16
1805520000	BZT 1 ZA WS 10/5	K.16
1805530000	BZT 2 ZA WS 10/5	K.16
1805880000	Snap Mark I	K.16
1805980000	TS 35X15/6X18 2M/ST/ZN	H.11
1806120000	EM 8/30	K.19
1806630000	IS 2 KG	J.20
1806650000	IS 3 KG	J.20
1806660000	IS 4 KG	J.20

1810000000

1814660000	ZF 4 S BL	H.7
1814670000	ZF 4 S GN	H.7
1814680000	ZF 4 S	H.7
1817780000	SAK 4 BL RS-SET	I.7
1817860000	SAK 2.5 BL RS-SET	I.7
1818400000	WS 10/6 MC Midd. Neutr.	K.14
1818410000	WS 10/6 MC Midd. Sonder	K.15

1820000000

1820200000	AP SAKR BE RS-SET	I.6
1821480000	SAK 2.5/35 GE	I.7
1828450000	WS 10/6 MC NEUTRAL	K.14
1828460000	WS 10/6 MC Sonderdruck	K.15

1830000000

1837380000	TS 35X15/LL/5 2M/ST/ZN	H.11

1840000000

1848290000	TS 35X15/2.3 2M/AL/BK	H.11

1850000000

1853950000	SAK 4/EN GR 7042	I.7
1853960000	SAK 10/EN GR RAL 7042	I.7
1853970000	AP SAK4-10 GR 7042	I.6
1854090000	WS 10/15 MC Neutr.	K.15
1854100000	WS 10/15 MC Sonderdruck	K.15
1854490000	DEK 5/5 PLUS MC NEUTRAL	K.11
1854500000	DEK 5/5 PLUS MC SONDERDR.	K.11
1856740000	DEK 5/8 MC Neutral	K.11
1856750000	DEK 5/8 MC Sonderdruck	K.11
1858440000	SAK 2.5/EN SW	I.7
1858450000	SAK 2.5/EN BR	I.7
1858460000	SAK 2.5/EN WS	I.7
1858920000	Tintentank PrintJet II	K.22
1858950000	CleanUnit PrintJet II	K.22

1860000000

1866290000	TS 35X15/6X25 2M/ST/ZN	H.11
1866850000	SAK 6/35 GN/GE	I.7

1900000000

1905490000	M-PRINT PRO	K.26
1905490000	M-PRINT PRO	K.24
1905500000	M-PRINT PRO ADVANCED	K.26
1905950000	WS 10/8 MC NEUTRAL	K.15
1905970000	WS 10/12 MC NEUTRAL	K.15
1906000000	WS 12/8 MC NEUTRAL	K.15
1906010000	WS 12/8 MC SONDERDRUCK	K.15
1906030000	WS 10/8 MC SONDERDRUCK	K.15
1906060000	WS 10/12 MC SONDERDRUCK	K.15
1907020000	DK 4 QV/EN	C.5
1907030000	DK 4 Q/EN BL	C.4
1907040000	DK 4 Q/EN	C.4
1907520000	DEK 5/5 PLUS MC GE	K.11

1910000000

1917410000	WS 10/6 MC MIDDLE OR	K.14
1917420000	WS 10/6 MC MIDDLE GN	K.14
1917430000	WS 10/6 MC MIDDLE GE	K.14
1917440000	WS 10/6 MC MIDDLE RT	K.14

1920000000

1920640000	PLOTTER PEN 0.25 P-INK	K.25
1920640000	PLOTTER PEN 0.25 P-INK	K.24
1920650000	PLOTTER PEN 0.35 P-INK	K.24
1920650000	PLOTTER PEN 0.35 P-INK	K.25
1924310000	MCP AP SF4-6	K.24
1924320000	MCP KLEBESTREIFEN	K.24
1924330000	P-CLEANER	K.25
1924330000	P-CLEANER	K.24
1924340000	P-INK	K.24
1924340000	P-INK	K.25
1924350000	MCP COVER	K.24
1924360000	MCP AP	K.24
1924370000	MCP AP LABLES	K.24
1925000000	MCP PLUS	K.23
1927510000	WS 12/5 PLUS MC NEUTRAL	K.14
1927520000	WS 12/5 PLUS SONDERDRUCK	K.14
1927530000	WS 12/6 PLUS MC NEUTRAL	K.14
1927540000	WS 12/6 PLUS SONDERDRUCK	K.15

1930000000

1935130000	MCP EP	K.24

1950000000

1951870000	WS 8/5 PLUS MC NEUTRAL	K.14
1951880000	WS 8/6 PLUS MC NEUTRAL	K.14
1951920000	DEK 5/30 MC NEUTRAL	K.18
1951920000	DEK 5/30 MC NEUTRAL	K.11

2010000000

2012770000	AP STA2.5 0.5MM	I.6
2012790000	SK E14 SAKS4 USA	B.25
2012790000	SK E14 SAKS4 USA	A.27

2030000000

2038000000		F.6
2038000000		F.5

2070000000

2076890000	AP SAK4-10 GE	I.6
2076900000	AP SAK16 GE	I.6
2076910000	AP SAK35/TW SAK16 GE	I.6
2077060000	AP AST3+4/35 GE	I.6
2077070000	AP AKZ4 GE	I.6

2090000000

2093550000		I.6

2110000000

2119490000	AP 2 DSG1.5T	I.6
2144900000	AP SAK2.5/35	I.6

3710000000

3710000000		I.9

3720000000

3720000000		I.9

3830000000

3835020000	PPT/35	D.9
3835120000	AP PPT/35	I.6
3835120000	AP PPT/35	D.9

3890000000

3896100000	SP 15	G.9
3896200000	SP 20	G.9
3896300000	SP 30	G.9

4060000000

4062150000	PJ-Clean Unit	K.22

4140000000

4140450000	AP SAKB/C/T BE	I.6
4145220000	AP RV	I.6

4170000000

4173520000	AP SAKB/C/T1 DB	I.6

6250000000

6253140000	SAK 2.5 AL BLUE (E)	I.7

7900000000

7906040000	BK 2/E	F.6
7906060000	BK 3/E	F.6
7906080000	BK 4/E	F.6
7906090000	BK 6/E	F.6
7906100000	BK 12/E	F.6
7906110000	MK 3/2/E	F.6
7906120000	MK 3/3/E	F.6
7906130000	MK 3/4/E	F.6
7906140000	MK 3/5/E	F.6
7906150000	MK 3/6/E	F.6
7906160000	MK 3/7/E	F.6
7906170000	MK 3/8/E	F.6
7906180000	MK 3/9/E	F.6
7906190000	MK 3/10/E	F.6
7906200000	MK 3/11/E	F.6
7906210000	MK 3/12/E	F.6
7906220000	MK 6/2/E	F.7
7906230000	MK 6/3/E	F.7
7906240000	MK 6/4/E	F.7
7906250000	MK 6/5/E	F.7
7906260000	MK 6/6/E	F.7

7910000000

7917000000	AP MAK2.5 DB	I.6

7920000000

7920340000	ZEW 15	H.13

8010000000

8014720000	DKT 4/35 PT100	A.56
8014730000	DKT 4/32 PT100	B.61

8060000000

8068330000	SAKS 1/35 G20 GL 115VAC	A.24

8100000000

8109130000	SAKA 10/EN 2GL 230VAC	C.8

8140000000

8142840000	KDKS1/EN LD 115VAC	C.7
8146450000	KDKS1/EN LD 24VDC	C.7
8148910000	KDKS1/EN LD 230VAC	C.7
8148920000	KDKS1/EN LD 48 VAC	C.7
8148930000	KDKS1/EN LD 24 VAC	C.7

8150000000

8150150000	SAKA 10/EN 2GL 24VUC	C.8

8630000000

8630740000	ZEW 35/2	H.13

9000000000

9002170000	KT ZQV	J.3
9002650000	KT 8	J.2
9002660000	KT 12	J.2
9004050000	H0,5/10	J.33
9004060000	H1,5/12	J.33
9004070000	H1,5/18	J.33
9004080000	H2,5/10	J.33
9004090000	H2,5/18	J.33
9004100000	H4,0/15	J.33
9004110000	H4,0/18	J.33
9004120000	H6,0/10	J.33
9004130000	H6,0/18	J.33
9004140000	H1,5/24D SW SV	J.26
9004140000	H1,5/24D SW SV	J.24
9004150000	H16,0/25	J.33
9004160000	H16,0/32	J.33
9004170000	H25,0/25	J.33
9004180000	H25,0/32	J.33
9004190000	H35,0/25	J.33
9004200000	H35,0/32	J.33
9004210000	H50,0/18	J.33
9004220000	H50,0/32	J.33
9004230000	H70,0/25	J.33
9004240000	H70,0/32	J.33
9004250000	H95,0/25	J.33
9004260000	H95,0/32	J.33
9004270000	H0,5/14 OR BD	J.23
9004280000	H0,5/14D W BD	J.24
9004280000	H0,5/14D W BD	J.26
9004290000	H0,75/14 W BD	J.23
9004300000	H0,75/14D GR BD	J.24
9004310000	H0,75/14T HBL BD	J.26
9004320000	H1,0/14 GE BD	J.23
9004330000	H1,0/14D R BD	J.26
9004330000	H1,0/14D R BD	J.24
9004340000	H1,5/14 R BD	J.23
9004350000	H1,5/14D SW BD	J.24
9004350000	H1,5/14D SW BD	J.26
9004360000	H2,5/14D BL BD	J.23
9004360000	H2,5/14D BL BD	J.24

Order No.	Type	Page
9004370000	H2,5/14T GR BD	J.26
9004390000	H0,34/12 TK BD GSP	J.23
9004410000	H1,5/16 ZH R SV	J.28
9004420000	H1,5/16D ZH SW SV	J.29
9004420000	H1,5/16D ZH SW SV	J.30
9004430000	H2,5/18,5D ZH BL SV	J.28
9004430000	H2,5/18,5D ZH BL SV	J.29
9004440000	H0,5/15 ZH OR SV	J.28
9004500000	WAW 1 NEUTRAL	J.3
9004510000	WAW 2	J.3
9004560000	H0,5/14S OR	J.32
9004590000	H0,5/14S W	J.32
9004710000	H10,0/26D R ZH SV	J.29
9004720000	H6/25D ZH GE SV	J.29
9004730000	H4/22D ZH GR SV	J.29
9004730000	H4/22D ZH GR SV	J.28
9004740000	H2,5/20,5D BL ZH SV	J.29
9004740000	H2,5/20,5D BL ZH SV	J.28
9004750000	H1,5/20D SW ZH SV	J.30
9004750000	H1,5/20D SW ZH SV	J.29
9004760000	H1,0/20D R ZH SV	J.30
9004760000	H1,0/20D R ZH SV	J.29
9004770000	H0,75/17D ZH GR SV	J.29
9004780000	H0,5/15D ZH W SV	J.29
9004900000	H0,75/17 ZH W SV	J.28
9004910000	H1,0/20 ZH GE SV	J.28
9004920000	H1,5/20 ZH R SV	J.28
9004930000	H6,0/25 ZH SW SV	J.28
9004940000	H10,0/26 ZH EB SV	J.28
9005000000	STRIPAX	J.4
9005140000	H0,75/17T ZH HBL SV	J.30
9005150000	H2,5/20,5 T ZH GR SV	J.30
9005160000	H6,0/25T ZH GN SV	J.30
9005170000	H10,0/26T ZH BR SV	J.30
9005180000	H0,14/10 GR SV	J.22
9005450000	BUE SPX	J.4
9005610000	STRIPAX 16	J.4
9005810000	H0,5/14 OR BD GSP	J.23
9005820000	H0,75/14 W BD GSP	J.23
9005830000	H1,0/14 GE BD GSP	J.23
9005840000	H1,5/14 R BD GSP	J.23
9005850000	H2,5/14D BL BD GSP	J.23
9005850000	H2,5/14D BL BD GSP	J.25
9005860000	H0,5/14D W BD GSP	J.27
9005860000	H0,5/14D W BD GSP	J.25
9005870000	H0,75/14 GRAU BD GSP	J.25
9005880000	H1,0/14D R BD GSP	J.27
9005880000	H1,0/14D R BD GSP	J.25
9005890000	H1,5/14D SW BD GSP	J.25
9005890000	H1,5/14D SW BD GSP	J.27
9005900000	H0,75/14T BL BD GSP	J.27
9005910000	H2,5/14T GR BD GSP	J.27
9005990000	PZ 1.5	J.35
9006020000	SWIFTY	J.13
9006060000	SWIFTY SET	J.13
9006120000	CTI 6	J.35
9006210000	CTI 6 S	J.35
9006450000	PZ 50	J.35
9006450000	PZ 50	J.9
9006590000	H1,5/17,5X SW SV	J.31
9006630000	H1,5/19,5X SW SV	J.31
9006670000	H2,5/17,5X BL SV	J.31
9006710000	H2,5/21,5X BL SV	J.31
9006750000	H4,0/19,5X GR SV	J.31
9006790000	H6,0/23,0X GE SV	J.31
9006830000	H10,0/24,5X R SV	J.31
9006870000	H16,0/25,5X BL SV	J.31
9007440000	DMS 3	J.10
9007450000	AKKU DMS 3	J.10
9007460000	LADEGERAET DMS 3	J.10
9007470000	DMS 3 SET 1	J.10
9007480000	DMS 3 SET 2	J.10
9008320000	SD 0,5x3,0x80	J.15
9008330000	SD 0,6x3,5x100	J.13
9008330000	SD 0,6x3,5x100	J.15
9008340000	SD 0,8x4,0x100	J.15
9008350000	SD 1,0x5,5x150	J.15
9008370000	SDI 0,4x2,5x75	J.14
9008380000	SDI 0,5x3,0x100	J.14
9008390000	SDI 0,6x3,5x100	J.14
9008400000	SDI 0,8x4,0x100	J.14
9008410000	SDI 1,0x5,5x125	J.14
9008430000	SDI 1,6x8,0x175	J.14
9008450000	SDIZ 0.6X3.5X100	J.20
9008460000	SDIZ 0.8X4.0X100	J.20
9008470000	SDK PH0	J.15
9008480000	SDK PH1	J.15
9008490000	SDK PH2	J.15
9008500000	SDK PH3	J.15
9008520000	SDK PZ0	J.15
9008530000	SDK PZ1	J.15
9008540000	SDK PZ2	J.15
9008550000	SDK PZ3	J.15
9008560000	SDIK PH0	J.14
9008570000	SDIK PH1	J.14
9008580000	SDIK PH2	J.14
9008590000	SDIK PH3	J.14
9008850000	SK WSD-S 1,5-10,0	J.16
9008860000	SKS 2,0-8,0	J.16
9008870000	SKS 2,0-8,0 MR	J.16
9008880000	TH-S 9-40	J.16
9008890000	SDIK PZ2	J.14
9008900000	SDIK PZ1	J.14
9008910000	SDI 1,0x4,5x125	J.14
9008920000	SKI 13,0x125	J.14
9008930000	SKI 11,0x125	J.14
9008940000	SKI 10,0x125	J.14
9008950000	SKI 9,0x125	J.14
9008960000	SKI 8,0x125	J.14
9008970000	SKI 7,0x125	J.14
9008980000	SKI 6,0x125	J.14
9008990000	SKI 5,5x125	J.14
9009000000	SKI 5,0x125	J.14
9009010000	SD 1,2x6,5x150	J.15
9009020000	SD 0,8x4,5x125	J.15
9009030000	SD 0,4x2,5x75	J.15
9009040000	SK 13,0x125	J.15
9009050000	SK 12,0x125	J.15
9009060000	SK 11,0x125	J.15
9009070000	SK 10,0x125	J.15
9009080000	SK 9,0x125	J.15
9009090000	SK 8,0x125	J.15
9009100000	SK 7,0x125	J.15
9009110000	SK 6,0x125	J.15
9009120000	SK 5,5x125	J.15
9009140000	SD TH30	J.15
9009150000	SD TH25	J.15
9009160000	SD TH20	J.15
9009170000	SD TH15	J.15
9009180000	SD TH10	J.15
9009190000	SD TH8	J.15
9009640000	SDI T10	J.14
9009650000	SDI T15	J.14
9009660000	SDI T20	J.14
9009670000	SDI T25	J.14
9009680000	SDI T30	J.14
9009690000	SDI T40	J.14

9010000000

Order No.	Type	Page
9010110000	SD 0,6x3,5x200	J.15
9011460000	PZ 6/5	J.35
9011460000	PZ 6/5	J.6
9012000000	HTG 58	I.14
9012500000	PZ 4	J.35
9012500000	PZ 4	J.6
9012600000	PZ 16	J.8
9012600000	PZ 16	J.35
9013600000	PZ ZH 16	J.8
9013600000	PZ ZH 16	J.35
9013650000	PZ 6 HEX	J.35
9014350000	PZ 6 Roto	J.35
9014350000	PZ 6 Roto	J.7
9014400000	HTI 15	J.35
9018510000	H0,75/15 ZH W SV	J.28
9018520000	H0,75/15D ZH GR SV	J.29
9018530000	H1,0/15 ZH GE SV	J.28
9018540000	H1,0/15D ZH R SV	J.29
9018540000	H1,0/15D ZH R SV	J.30
9018550000	H0,75/14TS HBL	J.32
9018560000	H1,0/14S R	J.32
9018580000	H2,5/18.5T ZH GR SV	J.30
9018590000	H4,0/22T ZH OR SV	J.30
9018650000	H1,0/15S ZH GE SV	J.28
9018690000	H1,0/15S ZH GE	J.28
9018860000	H10/24S ZH EB	J.28
9018870000	H10/30S ZH EB	J.28
9018880000	H10,0/24DS ZH R	J.29
9018890000	H10/30DS ZH R	J.29
9018910000	H0,25/5	J.33
9019000000	H0,5/12D W	J.24
9019000000	H0,5/12D W	J.26
9019010000	H0,5/14D W	J.26
9019010000	H0,5/14D W	J.24
9019020000	H0,5/16D W	J.26
9019020000	H0,5/16D W	J.24
9019030000	H0,75/12D GR	J.24
9019040000	H0,75/14D GR	J.24
9019050000	H0,75/16D GR	J.24
9019060000	H0,75/18D GR	J.24
9019070000	H1,0/12D R	J.24
9019070000	H1,0/12D R	J.26
9019080000	H1,0/14D R	J.26
9019080000	H1,0/14D R	J.24
9019100000	H1,0/16D R	J.24
9019100000	H1,0/16D R	J.26
9019110000	H1,0/18D R	J.26
9019110000	H1,0/18D R	J.24
9019120000	H1,5/14D SW	J.26
9019120000	H1,5/14D SW	J.24
9019130000	H1,5/16D SW	J.24
9019130000	H1,5/16D SW	J.26
9019140000	H1,5/18D SW	J.26
9019140000	H1,5/18D SW	J.24
9019150000	H1,5/24D SW	J.24
9019150000	H1,5/24D SW	J.26
9019160000	H2,5/14D BL	J.22
9019160000	H2,5/14D BL	J.24
9019170000	H2,5/18D BL	J.22
9019170000	H2,5/18D BL	J.24
9019180000	H2,5/24D BL	J.22
9019180000	H2,5/24D BL	J.24
9019190000	H4,0/17D GR	J.24
9019190000	H4,0/17D GR	J.22
9019200000	H4,0/20D GR	J.22
9019200000	H4,0/20D GR	J.24
9019210000	H4,0/26D GR	J.24
9019210000	H4,0/26D GR	J.22
9019220000	H6,0/20D GE	J.24
9019230000	H6,0/26D GE	J.24
9019240000	H10,0/22D R	J.24
9019250000	H10,0/28D R	J.24
9019260000	H16,0/24D BL	J.24
9019270000	H16,0/28D BL	J.24
9019280000	H25,0/30D 16 GE	J.24
9019300000	H25,0/36D GE	J.24
9019310000	H35,0/30D 16 R	J.24
9019320000	H35,0/30D R	J.24
9019330000	H35,0/39D R	J.24
9019340000	H50/36D BL	J.24
9019350000	H50/40D BL	J.24
9019400000	H0,5/14D W SV	J.24
9019400000	H0,5/14D W SV	J.26
9019410000	H0,75/14D GR SV	J.24
9019420000	H1,0/14D R SV	J.26
9019420000	H1,0/14D R SV	J.24
9019430000	H1,5/14D SW SV	J.24
9019430000	H1,5/14D SW SV	J.26

9020000000

Order No.	Type	Page
9020000000	STRIPAX PLUS 2.5	J.5
9020000000	STRIPAX PLUS 2.5	J.35
9021010000	H0,25/10T GE	J.26
9021020000	H0,25/12T GE	J.26
9021030000	H0,75/12T HBL	J.26
9021040000	H0.75/14 HBL	J.26
9021050000	H0,75/16T HBL	J.26
9021060000	H0,75/18T HBL	J.26
9021070000	H2,5/14T GR	J.26
9021080000	H2,5/18T GR	J.26
9021090000	H2,5/24T GR	J.26
9021100000	H4,0/17T OR	J.26
9021110000	H4,0/20T OR	J.26
9021120000	H4,0/26T OR	J.26
9021130000	H6,0,0/20T GN	J.26
9021140000	H6/26T GN	J.26
9021150000	H10,0/22T BR	J.26
9021160000	H10,0/28T BR	J.26
9021170000	H16,0/24T W	J.26
9021180000	H16,0/28T W	J.26
9021190000	H25,0/30T SW	J.26
9021200000	H25,0/36T SW	J.26
9021210000	H0,25/10T GE SV	J.26
9021220000	H0,25/12T GE SV	J.26
9021230000	H0,75/14T HBL SV	J.26
9021240000	H2,5/14T GR SV	J.26
9021250000	H4/17T OR SV	J.26
9025240000	H1,5/14S SW	J.32
9025570000	BIT E6.3 Z 0.6X3.5X39	J.20
9025590000	BIT E6.3 Z 0.8X4.0X39	J.20
9025690000	H1,5/12S R	J.32
9025700000	H0,75/14S W SV	J.32
9025710000	H1,0/14S GE SV	J.32
9025720000	H1,5/14S R SV	J.32
9025740000	H0,25/10 HBL	J.22
9025750000	H0,34/10 TK	J.22
9025760000	H0,25/12 HBL	J.22
9025770000	H0,34/12 TK	J.22
9025780000	H0,25/12 HBL SV	J.22
9025790000	H0,34/12 TK SV	J.22
9025860000	H0,75/16 W	J.22
9025870000	H0,5/16 OR	J.22
9025870000	H0,5/16 OR	J.14
9025880000	H50,0/25	J.33
9025910000	H0,75/18 W	J.22
9025930000	H1,0/18 GE	J.22
9025950000	H1,0/16 GE	J.22
9025960000	H0,75/14S W	J.32
9025970000	H1,0/14S GE	J.32
9025980000	H1,5/14S R	J.32
9026010000	H4/17 GR SV	J.22
9026010000	H4/17 GR SV	J.24
9026030000	H0,34/10 TK SV	J.22
9026050000	H0,25/10 HBL SV	J.22
9026060000	H0,5/14 OR SV	J.22
9026070000	H0,75/14 W SV	J.22
9026080000	H1,0/14 GE SV	J.22
9026090000	H1,5/14 R SV	J.22
9026100000	H2,5/14 BL SV	J.22
9026100000	H2,5/14 BL SV	J.24
9028200000	H70,0/40 GE	J.22
9028210000	H95,0/44 R	J.22
9028220000	H120,0/50 BL	J.22
9028230000	H150,0/54 GE	J.22
9028240000	H0,14/12 GR SV	J.22
9028250000	H0,14/10T BR SV	J.26
9028260000	H0,5/10 OR SV	J.22
9028270000	H0,5/16 OR SV	J.22
9028280000	H0,75/12 W SV	J.22
9028290000	H0,75/16 W SV	J.22
9028300000	H0,75/18 W SV	J.22
9028310000	H1,0/12 GE SV	J.22
9028320000	H1,0/16 GE SV	J.22
9028340000	H1,0/18 GE SV	J.22
9028350000	H1,5/16 R SV	J.22
9028360000	H1,5/14DS SW SV	J.32
9028490000	H2,5/12DS BL	J.32

9030000000

Order No.	Type	Page
9036200000	H2,5/12TS GR	J.32
9036220000	H2,5/16DS BL	J.32
9036240000	H120,0/32	J.33
9036250000	H150,0/32	J.33
9036260000	H185,0/32	J.33
9037160000	SD 0,4x2,0x60	J.15
9037200000	H0,5/15 ZH OR	J.30
9037200000	H0,5/15 ZH OR	J.28
9037210000	H0,5/16,5 ZH OR	J.30
9037210000	H0,5/16,5 ZH OR	J.28
9037220000	H0,5/18,5 ZH OR	J.28
9037220000	H0,5/18,5 ZH OR	J.30
9037230000	H0,75/15 ZH W	J.28
9037240000	H0,75/17 ZH W	J.28
9037250000	H0,75/24,5 ZH W	J.28
9037260000	H1,0/15 ZH GE	J.28
9037270000	H1,0/20 ZH GE	J.28
9037280000	H1,0/25,6 ZH GE	J.28
9037290000	H1,5/16 ZH R	J.28
9037300000	H1,5/20 ZH R	J.28
9037310000	H1,5/25,6 ZH R	J.28
9037320000	H6,0/25 ZH SW	J.28
9037330000	H6,0/29 ZH SW	J.28
9037340000	H10,0/26 ZH EB	J.28
9037350000	H10,0/30 ZH EB	J.28
9037360000	H16,0/29 ZH GN	J.28
9037370000	H16,0/38 ZH GN	J.28
9037380000	H0,5/15D ZH W	J.29
9037390000	H0,5/16,5D ZH W	J.29
9037400000	H0,5/18,4D ZH W	J.29
9037410000	H0,75/15D ZH GR	J.29
9037420000	H0,75/17D ZH GR	J.29
9037430000	H0,75/24,5D ZH GR	J.29
9037440000	H1,0/15D ZH R	J.29
9037440000	H1,0/15D ZH R	J.30
9037450000	H1,0/20D ZH R	J.30
9037450000	H1,0/20D ZH R	J.29
9037460000	H1,0/25,6D ZH R	J.29
9037460000	H1,0/25,6D ZH R	J.30
9037470000	H1,5/16D ZH SW	J.30
9037470000	H1,5/16D ZH SW	J.29
9037480000	H1,5/20D ZH SW	J.29
9037480000	H1,5/20D ZH SW	J.30
9037490000	H1,5/25,6D ZH SW	J.29
9037490000	H1,5/25,6D ZH SW	J.30
9037500000	H2,5/18,5D ZH BL	J.28
9037500000	H2,5/18,5D ZH BL	J.29
9037510000	H2,5/20,5D ZH BL	J.29
9037510000	H2,5/20,5D ZH BL	J.28
9037520000	H2,5/26,5D ZH BL	J.28
9037520000	H2,5/26,5D ZH BL	J.29
9037530000	H4,0/22D ZH GR	J.29
9037530000	H4,0/22D ZH GR	J.28
9037540000	H4,0/28D ZH GR	J.29
9037540000	H4,0/28D ZH GR	J.28
9037550000	H6,0/25D ZH GE	J.29
9037560000	H6,0/29D ZH GE	J.29
9037570000	H10,0/26D ZH R	J.29
9037580000	H10,0/30D ZH R	J.29
9037590000	H16,0/29D ZH BL	J.29
9037600000	H16,0/38D ZH BL	J.29
9037610000	H0,75/15T ZH HBL	J.30
9037620000	H0,75/17T ZH HBL	J.30
9037630000	H0,75/24,5T ZH HBL	J.30
9037640000	H2,5/18,5T ZH GR	J.30
9037650000	H2,5/20,5T ZH GR	J.30
9037660000	H2,5/26,5T ZH GR	J.30
9037670000	H4,0/22T ZH OR	J.30
9037680000	H4,0/28T ZH OR	J.30
9037690000	H6,0/25T ZH GN	J.30
9037700000	H6,0/29T ZH GN	J.30
9037710000	H10,0/26T ZH BR	J.30
9037720000	H10,0/30T ZH BR	J.30
9037730000	H16,0/29T ZH W	J.30
9037740000	H16,0/38T ZH W	J.30

9050000000

Order No.	Type	Page
9054030000	MEHA OB/UN 6² SPX 3	J.4
9054080000	MEHA OB/UN 16² SPX 3	J.4

9120000000

Order No.	Type	Page
9129920000	SAK 4/EN RT	I.7
9129930000	SAK 4/EN GE	I.7
9129950000	SAK 4/EN GN	I.7
9129960000	SAK 4/EN GR	I.7

Order No.	Type	Page
9130000000		
9130980000	SAK 4/EN SW	I.7
9130990000	SAK 4/EN BR	I.7
9150000000		
9154850000	AP OSC 10/16	I.6
9154860000	AP OSC 4	I.6
9200000000		
9201940000	SDI T8	J.14
9202820000	H0,75/19S ZH W	J.28
9202830000	H0,75/19DS ZH GR	J.29
9202840000	H0,75/19TS ZH HBL	J.30
9202870000	H 1,5/24 XS SW	J.31
9202880000	H 2,5/24 XS BL	J.31
9202900000	H 0,5/16 S OR	J.32
9202910000	H0,5/16 DS Weiß	J.32
9205690000	SDI 0.4X2.0X60	J.14
9205700000	SDI 1.0X4.5X175	J.14
9205710000	SDI 1.0X5.5X175	J.14
9420000000		
9426770000	H2,5/14TS GR	J.32
9450000000		
9451000000	H35,0/30S	J.33
9500000000		
9501160000	RSF 3/35	A.11
9501310000	KST 6	B.54
9501320000	KST 8	B.55
9501330000	KST 10	B.55
9501340000	KST 12	B.55
9501350000	QL 2 KST6	B.54
9501350000	QL 2 KST6	A.48
9501360000	QL 2 KST8	B.55
9501360000	QL 2 KST8	A.49
9501370000	QL 2 KST10	B.55
9501370000	QL 2 KST10	A.49
9501380000	QL 2 KST12	A.49
9501380000	QL 2 KST12	B.55
9502540000	QL 2 SAKK 4	D.2
9502550000	QL 3 SAKK 4	D.2
9502560000	QL 4 SAKK 4	D.2
9502570000	QL 10 SAKK 4	D.2
9502580000	VH 13.5 SAKK 4	D.2
9502600000	SAKK 4	D.2
9502610000	SAKK 10	D.3
9502630000	AP SAKK4/10 KER/WS	I.6
9502630000	AP SAKK4/10 KER/WS	D.3
9502630000	AP SAKK4/10 KER/WS	D.2
9502650000	QL 2 SAKK 10	D.3
9502660000	QL 3 SAKK 10	D.3
9502670000	QL 4 SAKK 10	D.3
9502680000	QL 10 SAKK 10	D.3
9502690000	VH 12.5 SAKK10	D.3
9503300000	KDKS 1/32	B.21
9503310000	KDKS 1/35	A.23
9503330000	AP KDKS1 1.5	I.6
9503340000	AP KDKS1 EN	I.6
9503340000	AP KDKS1 EN	C.7
9503370000	KST 5	B.54
9506940000	KST 6/35 M6X22	A.48
9506950000	KST 8/35 M8X30	A.49
9506960000	KST 10/35 M10X39	A.49
9506970000	KST 12/35 M12X37	A.49
9509420000	QL 2 SAKK 4 TIN	D.2
9509430000	QL 3 SAKK 4 TIN	D.2
9509440000	QL 4 SAKK 4 TIN	D.2
9509450000	QL 10 SAKK 4 TIN	D.2
9509460000	VH 13.5 SAKK4	D.2
9509470000	QL 2 SAKK 10 TIN	D.3
9509480000	QL 3 SAKK 10 TIN	D.3
9509490000	QL 4 SAKK 10 TIN	D.3
9509500000	QL 10 SAKK 10 TIN	D.3
9509510000	VH 12.5 SAKK10	D.3
9509570000	KSKM 1/32 G20	B.20
9509580000	KSKM 2/32 GZ 1X1/4	B.20
9509600000	KSKM 1/35 G20	A.22
9509610000	KSKM 2/35 GZ 1X1/4	A.22
9509620000	KSKM 3/35 GZ 1 1/4X1/4	A.23
9509630000	AP KSKM	I.6
9520000000		
9528300000	KST 5/35 M5X18	A.48
9528320000	KST 8/35 M8X30	A.49
9528330000	KST 10/35 M10X39	A.49
9528340000	KST 12/35 M12X37	A.49
9530000000		
9532470000	AP KDKS1 1.5 DB	I.6

Order No.	Type	Page
9540000000		
9540000000	ZEW 35	H.13
9910000000		
9918370000	DMS MANUELL 0,5-1,7	J.18
9918380000	DMS MANUELL 2,0-8,0	J.18
9918390000	DMSI MANUELL 0,5-1,7	J.19
9918400000	DMSI MANUELL 2,0-8,0	J.19
9918410000	WK SI 0,4x2,5	J.19
9918420000	WK SI 0,5x3,0	J.19
9918430000	WK SI 0,6x3,5	J.19
9918440000	WK SI 0,8x4,0	J.19
9918450000	WK SI 1,0x5,5	J.19
9918460000	WK IK PH0	J.19
9918470000	WK IK PH1	J.19
9918480000	WK IK PH2	J.19
9918490000	WK IK PZ0	J.19
9918500000	WK IK PZ1	J.19
9918510000	WK IK PZ2	J.19
9918520000	WK S 0,4x2,5	J.18
9918530000	WK S 0,5x3,0	J.18
9918540000	WK S 0,6x3,5	J.18
9918550000	WK S 0,8x4,0	J.18
9918560000	WK S 1,0x5,5	J.18
9918570000	WK K PH0	J.18
9918580000	WK K PH1	J.18
9918590000	WK K PH2	J.18
9918600000	WK K PZ0	J.18
9918610000	WK K PZ1	J.18
9918620000	WK K PZ2	J.18

Addresses worldwide

AE United Arab Emirates
Weidmuller Middle East FZE
P.O. Box # 8591
SAIF-Zone
Sharjah – VAE
Phone +971 6 5572723
Fax +971 6 5572724
wme.info@weidmueller.com

AR Argentina
CPI SA
Bauness 2660
1431 Buenos Aires
Phone +54 11 45238008
compras@cpi.com.ar

AT Austria
Weidmüller Ges.m.b.H.
Industriezentrum Nö Süd
Straße 2, Objekt M2
2355 Wiener Neudorf
Phone +43 2236 6708-0
Fax +43 2236 6708-199
office.at@weidmueller.com

AU Australia
Weidmüller Pty. Ltd.
43 Huntingwood Drive
Huntingwood,
NSW, 2148
P.O.Box 6944
Blacktown
NSW, 2148
Phone +61 2 9671-9999
Fax +61 2 9671-9911
info@weidmueller.com.au
www.weidmueller.com.au

AZ Azerbaijan
West Industries Ltd.
Caspian Plaza, 5-th Floor
44 J. Jabbarly Str., Baku
Phone +99412 499 15 15
Fax +99412 499 14 93
sales@west-i.com

BA Bosnia and Herzegovina
BH ES Elektrosistem d.o.o.
ul. J. Veselinovica 18
78000 Banja Luka
Phone +387 51 317500
Fax +387 51 317500
elsist@inecco.net
www.elektrosistem.co.yu

BE Belgium
Weidmüller Benelux B.V.
Mechelseesteenweg 519 bus 6 en 7
1930 Nossegem
Phone +32 (0)2 752 40 70
Fax +32 (0)2 751 36 06
info@weidmueller.be

BG Bulgaria
Weid-Bul EOOD
1113 Sofia
33 A 'Nezabravka' Str.
bl. 315/3/10
Phone +359 2 9632560
weidbul@nat.bg
www.weidbul.com

BH Bahrain
Khayber Trading Company
P.O. Box 1976 Manama,
Phone +973 17720747
Fax +973 17720331
khayber@batelco.com.bh

BR Brazil
Conexel Conexoes Elétricas Ltda.
Rua Garcia Lorca, 176- V. Paulicéia,
09695-900, Sao Bernardo do
Campo - SP
Phone +55 11 43669600
Fax +55 11 43621677
vendas@conexel.com.br
www.conexel.com.br

BY Belarus
Technikon Ltd.
Oktyabrskaya Str. 16/5
Apt. 704, 220030, Minsk
Phone +375 17 2104626
Fax +375 17 2275830
weidmueller@technikon.by

CA Canada
W Interconnections Canada Inc.
10 Spy Court, Markham,
Ontario L3 R5 H6
Phone +1 905 475-1507
Fax +1 905 475-5855
info1@weidmuller.ca
www.weidmuller.ca

CH Switzerland
Weidmüller Schweiz AG
Rundbuckstrasse 2
8212 Neuhausen am Rheinfall
Phone +41 52 6740707
Fax +41 52 6740708
info@weidmueller.ch
www.weidmueller.ch

CL Chile
Felipe Bahamondes S.A./ATS AGRO
Servicios Agroindustriales
Maria Luisa Santander 0475
Providencia
Casilla 3425
Santiago
Phone +56 2 341-1271
Fax +56 2 341-1275
felipe@atsintech.com

CN China
Weidmüller Interface International
Trading (Shanghai) Co., Ltd.
12 F, Century Ba-Shi Building,
No. 398 Huaihai Road (M)
Shanghai 200020
P.R. China
Phone +86 21 63868188
Fax +86 21 63867177
www.cnweidmuller.com

CO Colombia
Automatizacion Avanzada S. A.
Cr 97 # 24C-23 Bodega 4 Bogotá
Phone +57 1 5478510
Fax +57 1 4132285
productos@
automatizacionavanzada.com

CR Costa Rica
ELVATRON S.A.
400 Norte
Banco Costa Rica, la Uruca,
San José
Phone +506 2 961060
Fax +506 2 960328
dirk.haase@elvatron.com

CS Serbia
ES-YU Elektrosistem
Pariske komune 41
11070 Novi Beograd
Phone +381 11 697212
Fax +381 11 693608
esyu@eunet.yu
www.elektrosistem.co.yu

CZ Czech
Weidmüller s. r. o.
Videnska ul. 340
25242 Vestec u Prahy
Phone +420 2 44001400
Fax +420 2 44001499
office@weidmueller.cz

DE Germany
Weidmüller GmbH & Co. KG
Ohmstraße 9
32758 Detmold
Phone +49 5231 1428-0
Fax +49 5231 1428-116
weidmueller@weidmueller.de
www.weidmueller.de

DK Denmark
Knud Wexøe A/S
Skaettekaeret 11
P.O. Box 152
2840 Holte
Phone +45 45465800
Fax +45 45465801
wexoe@wexoe.dk

EC Ecuador
Elsystec S.A.
Vasco de Contreras N35-251
y Mañosca
Phone +593 2 2455698
+593 2 2245241
Fax +593 2 2456510
elsystec@elsystec.com.ec

EE Estonia
Alter Electric OÜ
Gaasi 4a
11415 Tallinn
Phone +372 6519666
Fax +372 6519667
alter@alter.ee
www.alter.ee

EG Egypt
Standard Electric
87, Mohamed Farid Street
Heliopolis, Cairo
Phone +20 6 42 29 77/ 6 42 29 88
Fax +20 6 42 29 55
stdelec@rite.com

ES Spain
Weidmüller S. A.
Narcis Monturiol 11-13
Pol.Ind. Sudoeste
08960 Sant Just Desvern
Barcelona
Phone +34 93 4803386
Fax +34 93 3718055
weidmuller@weidmuller.es
www.weidmuller.es

FI Finland
JUHA-ELEKTRO OY
Kylvöpolku 6, P. O. Box 57
00681 Helsinki
Phone +358 10 8328 100
Fax +358 10 8328 169

FR France
Weidmüller EURL
12, Chaussée Jules César
B.P. 263 Osny
95523 CERGY PONTOISE Cedex
Phone +33 1 34245500
Fax +33 1 34245501
mail@weidmuller.fr
www.weidmuller.fr

GB Great Britain
Weidmuller Ltd.
1 Abbey Wood Road
Kings Hill, West Malling
Kent ME19 4YT
Phone +44 845 094 2006
Fax +44 1732 874296
sales@weidmuller.co.uk
www.weidmuller.co.uk

GR Greece
Electrorama S.A.
Phone +30 2410 552533
Fax +30 2410 283463
weidmuller@electrorama.com.gr

HK Hong Kong
United Equity Limited
Suite B, 11/F International Industrial
Centre
2-8 Kwei Tei Street, Fotan, Shatin
Phone +852 26876739
Fax +852 26876735
united_equity@sinatown.com

HR Croatia
Elektro Partner d.o.o.
Radnicka cesta 22
10000 Zagreb
Phone +385 1 6184793
Fax +385 1 6184795
elektropartner@zg.htnet.hr

HU Hungary
Weidmüller Kereskedelmi Kft
Mádi u. 50
1104 Budapest
P. O. Box 22
1507 Budapest
Phone +36 1 464-7888
Fax +36 1 3827701
info@weidmueller.hu

ID Indonesia
PT. NEGO ELECTRINDO
Ruko Mega Grosir Cempaka Mas,
Blok I No 20 – 22
Jl. Let.Jend. Suprato –
JAKARTA 10640
Phone +62 21 42882255
Fax +62 21 42882266
sales@negoelectrindo.co.id

IE Ireland
A.P. Haslam Ltd.
14 Sunshine Ind. Estate
Crumlin Road
Dublin 12
Phone +353 1 453-2522
Fax +353 1 453-2949
paul.haslam@aphaslam.ie

IL Israel
A.U.Shay Ltd.
23 Imber St. Petach-Tikva
Phone +972 3 9233601
Fax +972 3 9234601
shay@uriel-shay.com
www.uriel-shay.com

IL Israel
ATEKA Ltd.
23 Hayetzira St.
Kiryat Aryeh
49130 Petach-Tikva, Israel
Phone +972 3 9392344
Fax +972 3 9243273
marketing@ateka.co.il
www.ateka.co.il

IN India
Weidmüller
Representative office
Vijay Dattani
Mobile +91 98440 97366
vdattani@eth.net

IR Iran
TAF Co.
72, Iranshahr Av.
Unit 5,
15816 Teheran
Phone +98 21 8831-7851
Fax +98 21 8882-0268
info@taf-co.com

IS Iceland
Samey Automation Center
Lyngas 13, 210 Garoabaer,
Phone +354 510 5200
Fax +354 510 5201
samey@samey.is

IT Italy
Weidmüller S.r.l.
Via Albert Einstein 4
20092 Cinisello Balsamo
Milano
Phone +39 02 660681
Fax +39 02 6124945
weidmuller@weidmuller.it
www.weidmuller.it

JO Jordan
Trans Jordan for Electro
Mechanic Supplies PLC.
P.O.Box: 330607
Amman 11133
Phone +962 6 533 2020
Fax +962 6 533 5800
transjordan@batelco.jo

JP Japan
Nihon Weidmüller Co. Ltd.
Asahi Seimei Bldg. 11F
1-14-1 Fuchucho Fuchu-shi
Tokyo 183-0055
Phone +81 42 330-7891
Fax +81 42 330-7895
www.weidmuller.co.jp

KR Korea
Weidmüller Co., Ltd.
6floor, Seahwa building, 242-54
Nonhyun-dong, Kangnam-Gu
Seoul
Zip: 135-830
Phone +82 2 5160003
Fax +82 2 5160090
info@weidmuller.co.kr

KW **Kuwait**
KANA CONTROLS General Trading & Cont. CO. W.L.L.
A1 Rai Industrial Area,
Plot 28-30, St. 31
P.O.Box: 25593
Safat, 13116 Kuweit
Phone +965-474 1373/4
Fax +965-474 1537
info@kanacontrols.com

KZ **Kazakhstan**
Please contact our Weidmüller branch office in Moscow, Russia

LB **Lebanon**
PROGRESS ENGINEERING
Beirut
Phone +961 1 444664
Fax +961 1 561880
progress@inco.com.lb

LT **Lithuania**
ELEKTROS IRANGA
Tinklu g.29a, 5319 Panevezys,
Phone +370 45582828
Fax +370 45582727
info@eliranga.lt

LU **Luxembourg**
Weidmüller Benelux B.V.
Phone +352 24 527145
Fax +352 24 527147
info@weidmueller.lu

LV **Latvia**
PROFS Latvija SIA
K. Ulmana gatve 140
LV-1029 Riga
Phone +371 7870557
Fax +371 7870541
edgars.vilkins@profs.lv
www.profs.lv

MD **Moldova**
BERHORD A&D srl
Off 414. b-dul Decebal, 3,
Chisinau, RM
Phone +373 22 507137
Fax +373 22 507134
atiuleanu@berhord.com

MK **Macedonia**
ELEKTRO – SMK dooel
UL. III Makedonska brigada b.b.
1000 Skopje
Phone +389 22 460 295
Fax +389 22 460 298
Elektro-smk@telekabel.net.mk

MT **Malta**
Electrical Supplies & Services Ltd
104 J. Sciberras Str.
Hamrun HMR 08
Phone +356 21 255 777
Fax +356 21 255 999
robert@ess.com.mt

MX **Mexico**
W Interconnections, S.A. de C.V.
Blvd. Hermanos Serdán No. 698
Col. San Rafael Oriente
Puebla, Pue. C.P. 72029
Phone +52 222 2686266 to 68 ext.101
Fax +52 222 2686219
clientes@weidmuller.com.mx
www.weidmuller.com.mx

MY **Malaysia**
Connect Plus Technology Sdn Bhd
No. 43, Jalan PJS 11/22,
Bandar Sunway, 46150 Petaling Jaya
Selangor Darul Ehsan
Phone +60 3 5633 7363
Fax +60 3-5633 6562
paul@cptech.com.my
www.cptech.com.my

NL **Netherlands**
Weidmüller Benelux B.V.
Franciscusweg 221
1216 SE Hilversum
Postbus 1505
1200 BM Hilversum
Phone +31 35 6261261
Fax +31 35 6234569
info@weidmuller.nl
www.weidmuller.nl

NO **Norway**
Siv. Ing. J. F. Knudtzen A/S
Billingstadsletta 97
1396 Billingstad, P.O. Box 160
1378 Nesbru
Phone +47 66 983350
Fax +47 66 980955
patorgersbraaten@jfknudtzen.no

NZ **New Zealand**
Cuthbert S. Steward Limited
27 Te Puni Street
POB 38496 Petone
Petone, Wellington
Phone +64 4 5686156
Fax +64 4 5686056

OM **Oman**
DAN INTERNATIONAL LLC.
PO.BOX 2901
111 Seeb
Phone +968 503 677
Fax +968 503 755
yedu@danintl.com

PE **Peru**
TECSOL S.A.C.
Huandoy N° : 501, Lima 32
Phone / Fax +51 1 562-0004
info@tecsol-peru.com

PH **Philippines**
Enclosure Systems Specialists Inc
W-15 La Fuerza Compound
2241 Don Chino Roces Avenue
Makati City 1231 Philippines
Phone +63 2 813 8580
sales_encsys@pldtdsl.net

PK **Pakistan**
Kana Controls (Pak)
Apartment No. 33 C III
Chenab Block,
Allama Iqbal Town
Lahore
Phone +92 42 5419948
+92 42 7845160
Fax +92 42 5422895
nadeem@kanapak.com
www.kanapak.com

PL **Poland**
Weidmüller Sp. z o.o.
ul. Golędzinowska 10
03-302 Warszawa, Poland
Phone +48 22 5100940
Fax +48 22 5100941
biuro@weidmuller.com.pl
www.weidmuller.pl

PT **Portugal**
Weidmüller - Sistemas de Interface, S. A.
Estrada Outeiro Polima, Lote B,
N° B2, Escritório 2 - Abóboda
2785-518 Sao Domingos de Rana
Lisboa
Phone +351 21 4459190
Fax +351 21 4455871
weidmuller@weidmuller.pt
www.weidmuller.pt

QA **Qatar**
Doha Motors (Technical Division)
Post Box No. 145
Al Wakrath Road
Doha
Phone +974 465 1441
Fax +974 465 4579
dmtctech@qatar.net.qa

RO **Romania**
Rominterface Impex SRL
Phone +40 21 3220230
office@rominterface.ro

RU **Russia**
Weidmüller Representative Office
Shabolovka street 2
119049 Moskau, Russia
Phone +7 095 771-6940
Fax +7 095 771-6941
info@weidmueller.ru
www.weidmueller.ru

SA **Saudi Arabia**
Al Abdulkarim Holding Co.
P.O Box. 4
Dammam 31411
Phone +9668337110 Ext.168
salehsk@akh.com.sa

SESCO P.O. Box 3298
Al Khobar 31952
Phone +966 3 882 9546
Fax +966 3 882 9547
Customer.Service@sesco-gex.com
www.sesco-gex.com

SE **Sweden**
Weidmüller AB
Axel Danielssons väg 271
P.O. box 31025
200 49 Malmö
Phone +46 (0) 7 71 43 00 44
Fax +46 (0) 40 37 48 60
www.weidmuller.se
info@weidmuller.se

SG **Singapore**
Weidmuller Pte Ltd
70 Bendemeer Road
#04-03 Luzerne
Singapore 339940
Phone +65 6841 5311
Fax +65 6841 5377
info@weidmuller.com.sg
www.weidmuller.com.sg

SI **Slovenia**
Elektrospoji d.o.o.
Stegne 27, 1000 Ljubljana
Phone +386 15113810
Fax +386 15111604
elektrospoji@siol.net
www.elektrospoji.si

SK **Slovakia**
Elektris s.r.o.
Racianska 188
SK 831 53 Bratislava
Phone +421 2 4920 0111
bratislava@elektris.sk

TH **Thailand**
Pisanu Engineering Co., Ltd
800/2 Asoke Dindaeng Road,
Dindaeng, Bangkok 10400
Phone +66 2 245 9113
Fax +66 2 2463214
pisanu@kanit.co.th
www.pisanu.co.th

TN **Tunisia**
FAZE Services
Rue du Lac Turkana –
Immeuble Nour El Bouhaira
1053 Les Berges du Lac – Tunis
Tunisia
Phone +216 71 964-266
Fax +216 71 964-265
contact.fazeservices@faze.com.tn
www.groupefaze.com

TR **Turkey**
Weidmüller Elektronik Ticaret Ltd. Sti.
Kavacik Mah. Mihrabad Cad. 143/1
34810 Beykoz – Istanbul / Turkey
Phone +90 216 5371070 (Pbx)
Fax +90 216 5371077
info@weidmuller.com.tr

TW **Taiwan**
Fittatek Co., Ltd.
12F No. 185 Fu-Kuo Road,
Tso Ying Dist
Kaohsiung
Phone +886 7 556 0858
Fax +886 7 556 3279
stanley@fittatek.com.tw

TW **Taiwan**
Eucan Enterprise Ltd.
No. 145 He Ping 2nd Rd
Kaohsiung
Phone +886 7 715 6610
Fax +886 7 715 8748
mark@eucan.com.tw
www.eucan.com.tw

UA **Ukraine**
TEKO INTERFACE ooo
ul. Lewanewskogo 6
03058 Kiew
Phone +38 044 401 09 90/91/92
Fax +38 044 401 08 64
weidmueller@tekointerface.com
www.tekointerface.com.ua

US **United States**
W-Interconnections, Inc.
821 Southlake Boulevard,
Richmond, VA 23236
Phone +1 804 7942877
Fax +1 804 3792593
info@weidmuller.com
www.weidmuller.com

UY **Uruguay**
Rewo Uruguay S.A
Av. Bolivia 2001 esq Rocafuerte
Phone / Fax +598 260 48522
rewo@rewouruguay.com.uy
www.rewouruguay.com.uy

UZ **Uzbekistan**
OOO "Elektro Potential"
Gani Mavljanova str., 2B
100084 Tashkent
Phone +998 98-3003821
Fax +998 71-1249286
mz1958@yandex.ru

VE **Venezuela**
Somerinca C.A.
3era transversal de Los Dos caminos,
Qta Corazon de Jesús. 4ta de
Montecristo. Caracas
Phone +58 212 2352748
Fax +58 212 2399341
klocmoeller@cantv.net

VN **Viet Nam**
AUMI Co., Ltd
E1, La Thanh Hotel,
218 Doi Can Street,
Lieu Giai Ward, Ba Dinh District,
Hanoi City, S.R.
Phone +84 4762 8601
Fax +84 4266 1391
aumi@aumi.com.vn

Linh Kim Hai Co,. Ltd
78 Hoa Cuc Street Ward 7,
Phu Bhuan District,
Ho Chi Minh City
Phone +84 8517 1717
Fax +84 8517 1818
lkh@linhkimhai.com.vn

New Sky Co.,
Ltd44/28 Tan Hai Street,
Ward 13, Tan Binh District,
Ho Chi Minh City
Phone +84 8812 6593
Fax +84 8812 6594
newsky-e@hcm.vnn.vn
www.newsky-e.com

ZA **South Africa**
Phambili Interface (Pty) Ltd
Phone +27 11 452 1930
Fax +27 11 452 6455
sales@weidmuller.co.za
www.weimuller.co.za

DE **Other countries**
Weidmüller Interface GmbH & Co. KG
Postfach 3030
32720 Detmold
Klingenbergstraße 16
32758 Detmold
Phone +49 5231 14-0
Fax +49 5231 14-20 83
info@weidmueller.com
www.weidmueller.com

We cannot guarantee that there are no mistakes in the publications or software provided by us to the customer for the purpose of making orders. We try our best to quickly correct errors in our printed media. For this purpose we list corrections, which have been identified after publishing printed media, on our web site at www.weidmueller.com. For convenience we list these corrections against product catalogue number and/or page number. This Internet-database is part of our catalogue.

All orders are based on our general terms of delivery, which can be reviewed on the websites of our group companies where you place your order. On demand we can also send the general terms of delivery to you.