THIS DRAWING IS UNPUBLISHED. RELEASED FOR PUBLICATION -,- .
© COPYRIGHT - BY TYCO ELECTRONICS CORPORATION. ALL RIGHTS RESERVED.

LOC	DIST
AD	39

REVISIONS

P	LTR	DESCRIPTION	DATE	DWN	APVD
	U2	REVISED PER ECO-09-022969	08MAR10	HMR	JO

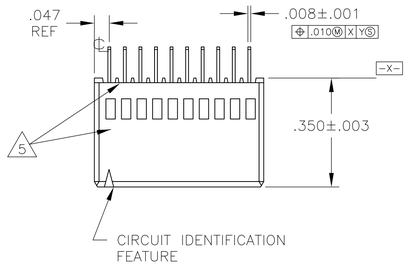

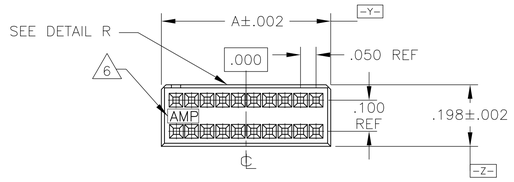

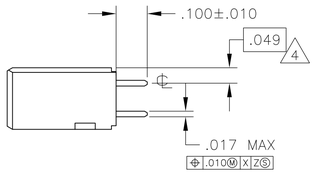

1. CONTACT AREA PLATED WITH .000030 GOLD; SOLDER TAILS PLATED WITH .000150 TIN-LEAD, ALL OVER .000050 NICKEL
2. POINT OF MEASUREMENT FOR GOLD PLATING THICKNESS IS .030 FROM MATING END OF CONTACT
3. HOUSING: THERMOPLASTIC, COLOR-BLACK. POST: COPPER ALLOY.
4. THE NOTED DIMENSIONS APPLY AT THE INTERSECTION OF THE POST AND HOUSING.
5. WINDOWS ON SIDE OF HOUSING AND RIBS ON BOTTOM OF HOUSING ARE MOLDERS OPTION.
6. AMP LOGO PRESENCE AND LOCATION OPTIONAL.
7. CONTACT AREA PLATED WITH .000030 GOLD; SOLDER TAILS PLATED WITH .000150 TIN, ALL OVER .000050 NICKEL
8. OBSOLETE PARTS: OBSOLETE CIS STREAMLINING PER D.RENAUD/D.SINISI
9. PRELIMINARY PART - NOT RELEASED FOR PRODUCTION

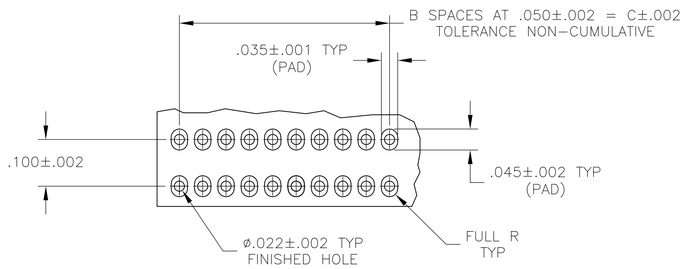

RECOMMENDED HOLE PATTERN
SCALE 6:1

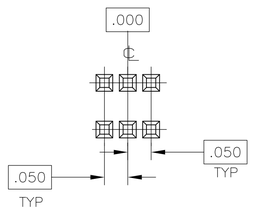

BASIC DIMENSIONS FOR
EVEN NO OF SPACES
(SEE TABLE)

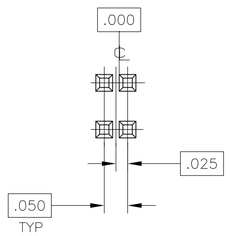

BASIC DIMENSIONS FOR
ODD NO OF SPACES
(SEE TABLE)

	C	B	A	NO OF POS	PART NUMBER
7	.300	6	.394	14	9 6-104078-4
7	1.650	33	1.744	68	6-104078-3
7 8 OBSOLETE	1.750	35	1.844	72	~~6-104078-2~~
7 8 OBSOLETE	.350	7	.444	16	~~6-104078-1~~
7	.800	16	.894	34	6-104078-0
7	.550	11	.644	24	5-104078-9
7	2.450	49	2.544	100	5-104078-8
7	1.950	39	2.044	80	5-104078-7
7	1.450	29	1.544	60	5-104078-6
7	1.200	24	1.294	50	5-104078-5
7	.700	14	.794	30	5-104078-4
7	.200	4	.294	10	5-104078-3
7	.950	19	1.044	40	5-104078-2
7	.450	9	.544	20	5-104078-1
1	.300	6	.394	14	9 1-104078-4
1	1.650	33	1.744	68	1-104078-3
1 OBSOLETE	1.750	35	1.844	72	1-104078-2
1 OBSOLETE	.350	7	.444	16	1-104078-1
1	.800	16	.894	34	1-104078-0
1	.550	11	.644	24	104078-9
1	2.450	49	2.544	100	104078-8
1	1.950	39	2.044	80	104078-7
1	1.450	29	1.544	60	104078-6
1	1.200	24	1.294	50	104078-5
1	.700	14	.794	30	104078-4
1	.200	4	.294	10	104078-3
1	.950	19	1.044	40	104078-2
1	.450	9	.544	20	104078-1

THIS DRAWING IS A CONTROLLED DOCUMENT.

DIMENSIONS: INCHES

TOLERANCES UNLESS OTHERWISE SPECIFIED:
0 PLC ± -
1 PLC ± -
2 PLC ± -
3 PLC ± .005
4 PLC ± -
ANGLES ± -

MATERIAL 3

FINISH SEE TABLE 2

DWN D CLOUSER 1-15-87
CHK T KOCHER 1-15-87
APVD -
PRODUCT SPEC 108-1093
APPLICATION SPEC 114-25031
WEIGHT -

CUSTOMER DRAWING

Tyco Electronics — Tyco Electronics Corporation, Harrisburg, PA

NAME: RECEPTACLE ASSEMBLY,VERTICAL, AMPMODU® System 50

SIZE	CAGE CODE	DRAWING NO	RESTRICTED TO
A1	00779	C-104078	-

SCALE 4:1 SHEET 1 OF 1 REV U2