

Overview


The KEMET SSR21H Series AC line filters are compact, low profile, and lightweight.

Applications

- Audio-visual equipment
- Office automation equipment
- Digital appliances
- Power supply devices
- Common mode choke

Benefits

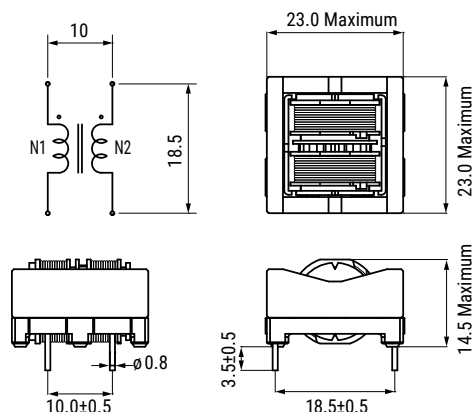
- High degree of characterization as a result of using industry's highest standard, high permeability core.
- Optimized design for compact size, low profile, and lightweight
- Non-split bobbin design for strong inductance characteristics and high impedance
- Inductance up to 155 mH
- Rated Currents up to 2.0 A
- DC Resistances as low as 0.11 Ω



Part Number System

SSR21H-	05	680
Series	Rated Current AC (A)	Minimum Inductance (mH)
SSR21H-	0x = 0.x A (e.g., 05 = 0.5 A) x0 = x.0 A (e.g., 10 = 1.0 A)	xxx0 = xxx mH (e.g., 1550 = 155 mH) xx0 = xx mH (e.g., 680 = 68 mH) xxx = xx.x mH (e.g., 425 = 42.5 mH) 0xx = x.x mH (e.g., 083 = 8.3 mH)

Dimensions – Millimeters



Environmental Compliance

All KEMET AC Line Filters are RoHS Compliant.



RoHS Compliant

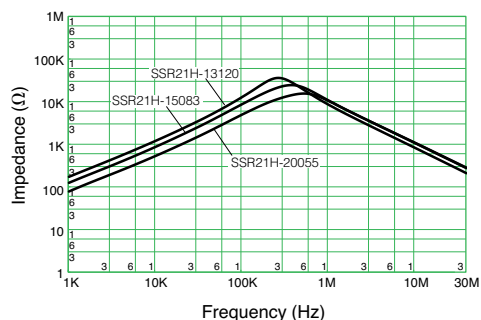
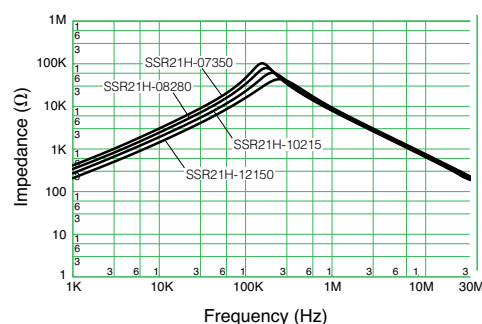
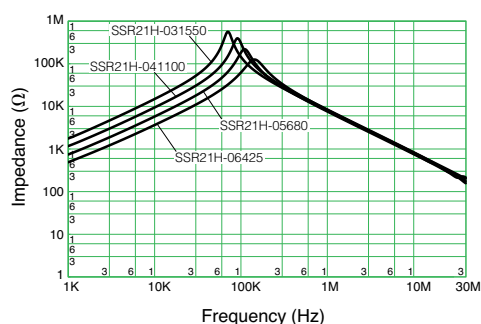
Table 1 – Ratings & Part Number Reference

Part Number	Rated Current AC (A)	Inductance (mH) Minimum	DC Resistance/ Line (Ω) Maximum	Temperature Rise (K) Maximum	Wire Diameter (mm)	Weight (g) Approximate
SSR21H-031550	0.3	155	3.4	45	0.2	14
SSR21H-041100	0.4	110	2.2	45	0.23	14
SSR21H-05680	0.5	68	1.4	45	0.25	14
SSR21H-06425	0.6	42.5	0.89	45	0.28	14
SSR21H-07350	0.7	35	0.70	45	0.3	14
SSR21H-08280	0.8	28	0.54	45	0.32	14
SSR21H-10215	1.0	21.5	0.41	45	0.35	14
SSR21H-12150	1.2	15	0.32	45	0.37	14
SSR21H-13120	1.3	12	0.24	45	0.4	14
SSR21H-15083	1.5	8.3	0.16	45	0.45	14
SSR21H-20055	2.0	5.5	0.11	45	0.5	14

Specifications

Item	SSR21H
Rated Voltage	250 VDC
Withstanding Voltage	2,400 VAC (2 seconds, between lines)
Insulation Resistance	> 100 MΩ at 500 VDC (between lines)
Thermal Class	E (120°C)
Operating Temperature Range	-25°C to T (T = 120 – temperature rise)
Inductance Measurement Condition	10 kHz, 1 mA

Frequency Characteristics



Notes on Use

Shelf Life

- Use within 6 months. If the product is used after a storage period of 6 months or longer, confirm its solderability before use.

Storage Condition

- Avoid storage in high temperature and high humidity environment, as such condition may deteriorate the solderability of external electrode.
- Avoid storage in atmosphere containing toxic gases or acid (e.g., sulphur and chlorine), as such gas may deteriorate the solderability of external electrode.
- Avoid storage near strong magnetic field, as such condition may magnetize the product.

KEMET Electronic Corporation Sales Offices

For a complete list of our global sales offices, please visit www.kemet.com/sales.

Disclaimer

All product specifications, statements, information and data (collectively, the "Information") in this datasheet are subject to change. The customer is responsible for checking and verifying the extent to which the Information contained in this publication is applicable to an order at the time the order is placed.

All Information given herein is believed to be accurate and reliable, but it is presented without guarantee, warranty, or responsibility of any kind, expressed or implied.

Statements of suitability for certain applications are based on KEMET Electronics Corporation's ("KEMET") knowledge of typical operating conditions for such applications, but are not intended to constitute – and KEMET specifically disclaims – any warranty concerning suitability for a specific customer application or use. The Information is intended for use only by customers who have the requisite experience and capability to determine the correct products for their application. Any technical advice inferred from this Information or otherwise provided by KEMET with reference to the use of KEMET's products is given gratis, and KEMET assumes no obligation or liability for the advice given or results obtained.

Although KEMET designs and manufactures its products to the most stringent quality and safety standards, given the current state of the art, isolated component failures may still occur. Accordingly, customer applications which require a high degree of reliability or safety should employ suitable designs or other safeguards (such as installation of protective circuitry or redundancies) in order to ensure that the failure of an electrical component does not result in a risk of personal injury or property damage.

Although all product-related warnings, cautions and notes must be observed, the customer should not assume that all safety measures are indicated or that other measures may not be required.