THIS DRAWING IS UNPUBLISHED.
VERTRAULICHE UNVEROEFFENTLICHTE ZEICHNUNG
RELEASED FOR PUBLICATION ,1997
FREI FUER VEROEFFENTLICHUNG
© COPYRIGHT 1997 BY AMP INCORPORATED. ALL RIGHTS RESERVED.
ALLE RECHTE VORBEHALTEN

MATED WITH:
PASSEND ZU:
HN.D.40

LOC	DIST
AI	–

PROJEKT NR.: –

REVISIONS
AENDERUNGEN

P	LTR	DESCRIPTION BESCHREIBUNG	DATE	DWN	APVD
	C3	ECR-10-008965	28.04.2010	SR	AR

Panel cut-out for contact insert when used without housing

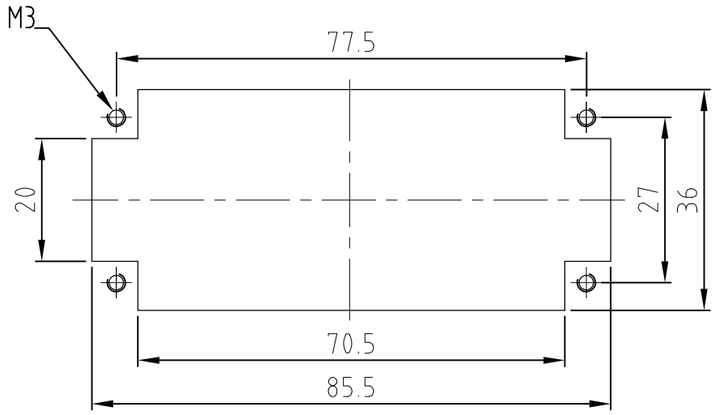

Montagehinweis

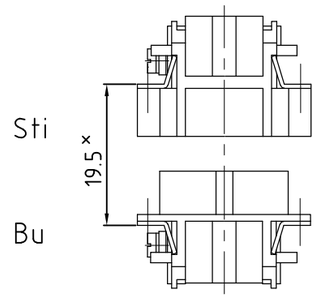

* Abstand für sichere Kontaktgabe max: 21 mm

view from plug side

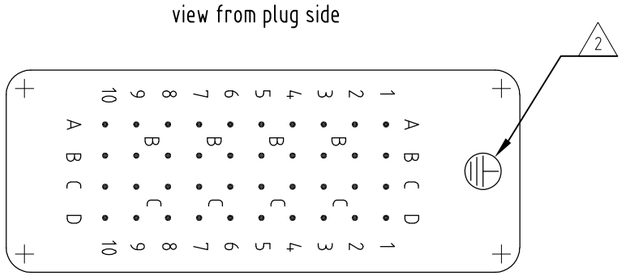

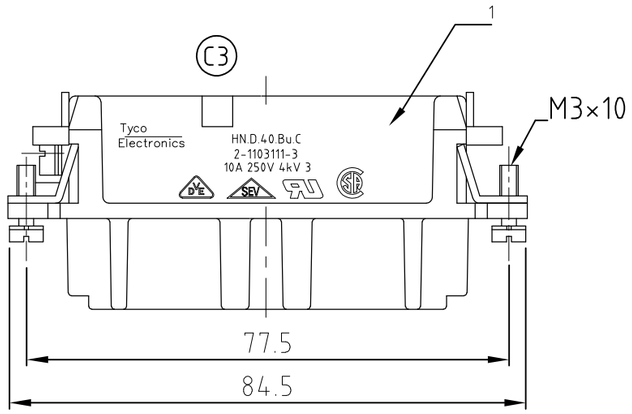

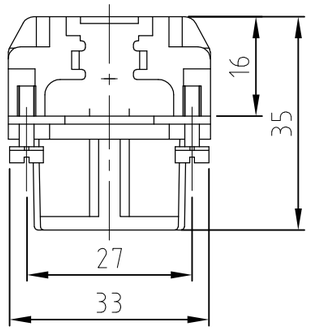

view from termination side

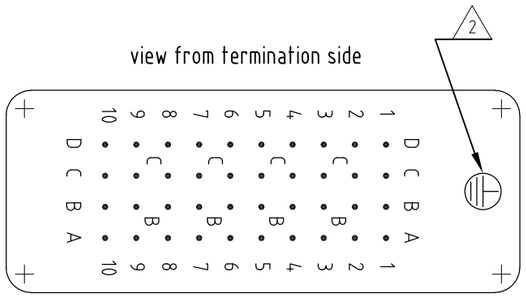

NOTES

1. CONTACT: 1 - 40
   OUTER DIMENSION OF INSULATION:MAX. Ø4,3 MM
2. GROUNDING CONTACT CAN BE FIXED AT THIS POSITION.
3. SUITABLE HOOD SIZE 6: SERIES HB, HD, EMV, AND HIP
4. STANDARDS: DIN EN 61984; DIN EN 60664-1
5. PACKAGING: 5 PIECES IN A CARTON

2-3	DESCRIPTION / BENENNUNG	MATERIAL	COLOR / FARBE	ITEM NO. POS.	REMARKS / BEMERKUNGEN
1	Buchseneinsatz HN.D.40 Crimp		dark grey	1	–

5 ORDERING TEXT / BESTELLTEXT: HN.D.40.Bu.C

THIS DRAWING IS A CONTROLLED DOCUMENT FOR AMP INCORPORATED. IT IS SUBJECT TO CHANGE AND THE CONTROLLING ENGINEERING ORGANIZATION SHOULD BE CONTACTED FOR THE LATEST REVISION.
DIESES ZEICHNUNGSDOKUMENT WIRD DURCH AMP INCORPORATED KONTROLLIERT. AENDERUNGEN, DIE DEM TECHNISCHEN FORTSCHRITT DIENEN, SIND VORBEHALTEN. DEN JEWEILS LETZTGUELTIGEN AENDERUNGSSTAND ERFAHREN SIE AUF ANFRAGE.

DIMENSIONS: DIMENSIONEN: mm

TOLERANCES UNLESS OTHERWISE SPECIFIED: ALLGEMEINTOLERANZEN
n. ISO 8015
n. ISO 2768 - mH -E
n. DIN 16901 - 140
0 PLC #-
1 PLC #-
2 PLC #-
3 PLC #-
ANGLES /WINKEL #-

MATERIAL -

FINISH /OBERFLAECHE/FARBE -

DWN	Schneider	12.08.1998
CHK	Schweiger	12.08.1998
APVD	–	–
PRODUCT SPEC PRODUKTSPEZ.	108-74002	
APPLICATION SPEC VERARBEITUNGSSPEZ.	114-74000	
WEIGHT GEWICHT	69 g	

Tyco Electronics
HTS Elektrotechnik
53819 Neunkirchen, Germany

NAME
FEMALE INSERT
BUCHSENEINSATZ HN.D.40

SIZE	CAGE CODE	DRAWING NO ZEICHNUNGS-NR.	RESTRICTED TO NUR FUER
A3	00779	C-1103111	–

CUSTOMER DRAWING /KUNDENZEICHNUNG

MASSSTAB	BLATT	OF VON	REV
1:1	1	1	C3