

SLM-1XX-01-X-X

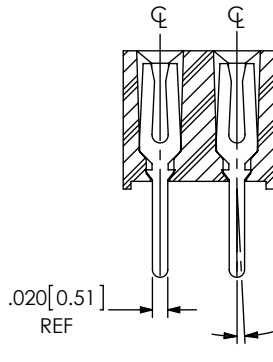
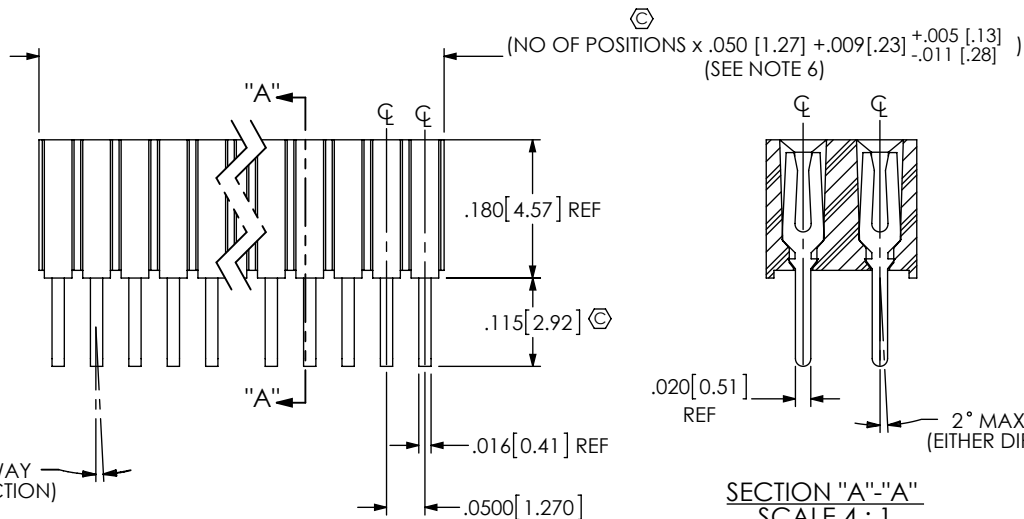
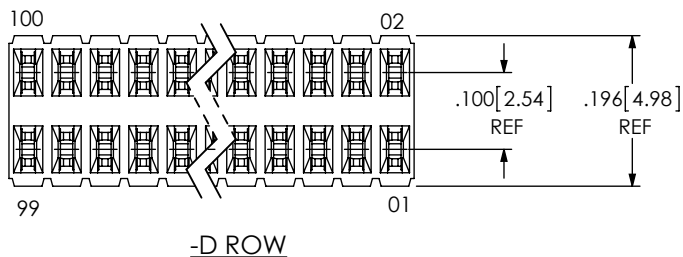
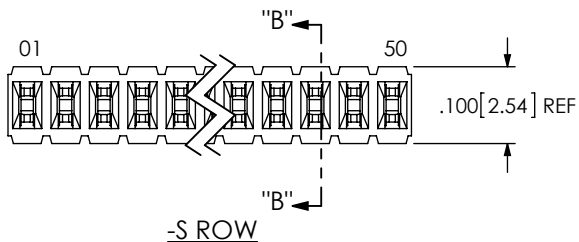
NO OF POSITIONS
-01 THRU -50 (PER ROW)

LEAD STYLE
-01: USE C-29-X

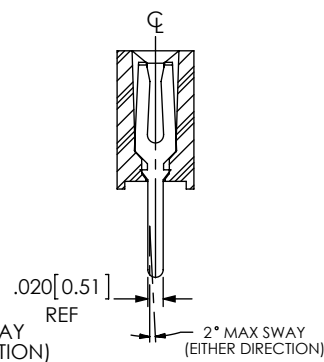
BODY SPECIFICATION
-S: SINGLE (USE SLM-50-S)
-D: DOUBLE (USE SLM-50-D)

PLATING SPECIFICATION

- G: 20μ" GOLD IN CONTACT AREA,
3μ" GOLD ON TAIL
- T: MATTE TIN CONTACT AND TAIL
- L: 10μ" SELECTIVE GOLD IN CONTACT AREA,
MATTE TIN ON TAIL
- S: 30μ" SELECTIVE GOLD IN CONTACT AREA,
MATTE TIN ON TAIL
- F: 3μ" FLASH SELECTIVE GOLD IN CONTACT AREA,
MATTE TIN ON TAIL
- H: 30μ" HEAVY GOLD IN CONTACT AREA,
3μ" GOLD ON TAIL

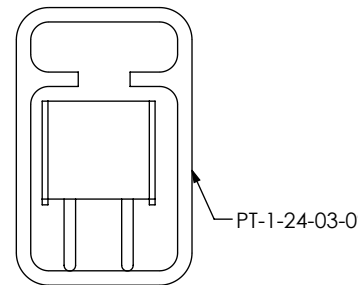
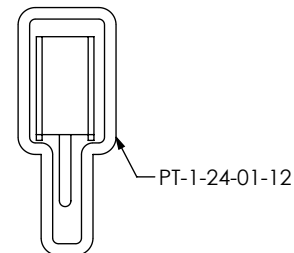


SECTION "A"- "A"
SCALE 4 : 1



SECTION "B"- "B"
SCALE 4 : 1
(ROTATED 90°)

PACKAGING TABLE		
ROW SPEC	TUBES *	PLUG
-D: DOUBLE	PT-1-24-03-09	TP-09
-S: SINGLE	PT-1-24-01-12	TP-12



PACKAGING VIEW

NOTES:

1. REPRESENTS A CRITICAL DIMENSION.
2. MAXIMUM CUT FLASH: .010 [2.5]
3. MINIMUM PUSHOUT FORCE: 1 LBS.
4. MAXIMUM ALLOWABLE BOW: .005 IN/IN [.013 MM/MM] (NO FLASH ALLOWED IN HOLES).
5. TUBE ONLY -05 THRU -50 POSITIONS.
POSITIONS -01 THRU -04 TO BE BULK PACKAGED.
6. ADDER OF .009 ONLY REQUIRED FOR CUT TO POSITIONS LENGTHS.

UNLESS OTHERWISE SPECIFIED,
DIMENSIONS ARE IN INCHES.

TOLERANCES ARE:
DECIMALS ANGLES
.X: ±.1 [2.5]
.XX: ±.01 [.3] 2°
.XXX: ±.005 [.13]
.XXXX: ±.0020 [.051]

PROPRIETARY NOTE

THIS DOCUMENT CONTAINS INFORMATION
CONFIDENTIAL AND PROPRIETARY TO
SAMTEC, INC. AND SHALL NOT BE REPRODUCED
OR TRANSFERRED TO OTHER DOCUMENTS OR
DISCLOSED TO OTHERS OR USED FOR ANY
PURPOSE OTHER THAN THAT WHICH IT WAS
OBTAINED WITHOUT THE EXPRESSED WRITTEN
CONSENT OF SAMTEC, INC.

samtec

520 PARK EAST BLVD., NEW ALBANY, IN 47150
PHONE: 812-944-6733 FAX: 812-948-5047
e-Mail: info@SAMTEC.com code 55322

DO NOT SCALE DRAWING

SHEET SCALE: 2:1

DESCRIPTION:
LOW PROFILE .050 [1.27] SOCKET STRIP ASM.

DWG. NO.
SLM-1XX-01-X-X

BY: KOLB 1/25/89

SHEET 1 OF 1