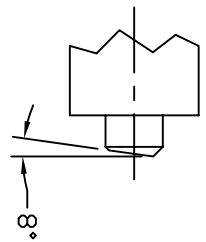
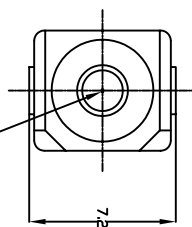
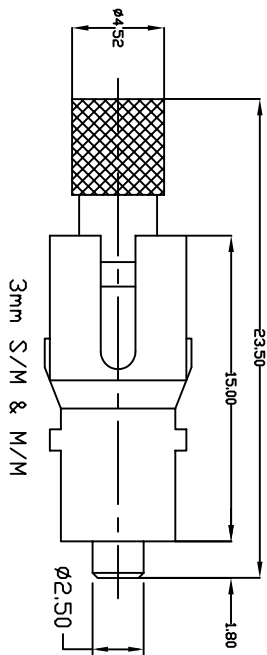
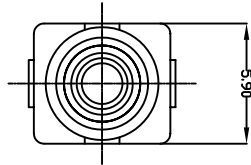
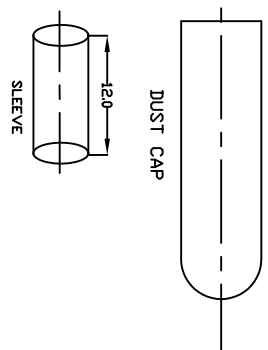


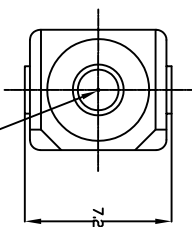
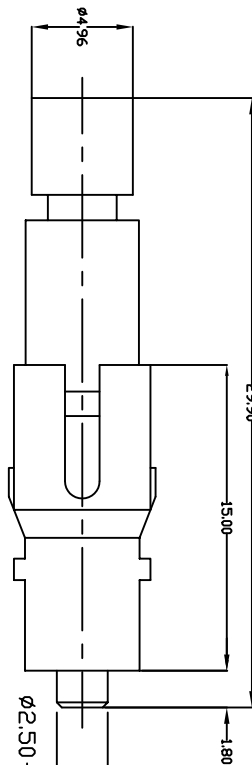
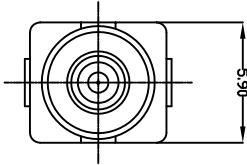
FCI P/N NOTE 2	TYPE	CABLE SIZE	I. D.	DUST CAP COLOR
98185-001LF	S/M	3mm	0.126mm	BLUE
98185-002LF	S/M	3mm	0.1235mm	BLUE
98185-003LF	S/M	3mm	0.125mm	BLUE
98185-004LF	M/M	3mm	0.127mm	BLACK
98185-004SLF	M/M	3mm	0.127mm	BLACK
98185-004LLF	M/M	3mm	0.127mm	BLACK
98185-005LF	S/M ABC	3mm	0.126mm	GREEN
98185-006LF	S/M ABC	3mm	0.1255mm	GREEN
98185-007LF	S/M ABC	3mm	0.125mm	GREEN
98185-008LF	S/M	0.5mm	0.125mm	BLUE
98185-009LF	S/M	0.5mm	0.1235mm	BLUE
98185-010LF	S/M	0.5mm	0.127mm	BLUE
98185-011LF	M/M	0.5mm	0.125mm	BLACK
98185-012LF	S/M ABC	0.5mm	0.126mm	GREEN
98185-013LF	S/M ABC	0.5mm	0.1255mm	GREEN
98185-014LF	S/M ABC	0.5mm	0.125mm	GREEN



3mm & 0.9mm S/M APC





I. D.



- I. D.

0.9mm S/M & M/M

1. SEE DWG 84765 FOR SPECIFICATION.
- ② THIS PRODUCT WITH "LF" SUFFIX MEETS EUROPEAN UNION DIRECTIVES AND OTHER COUNTRY REGULATIONS AS DESCRIBED IN GS-22-008
"LF" INDICATES THAT THE PRODUCT IS LEAD FREE.
3. THIS PRODUCT IS NOT INTENDED TO BE EXPOSED TO A MANUFACTURING SOLDER PROCESS

mat'l. code				dimensions unless otherwise specified				projection		product family		
itr ecn no		dr		date		line or				title		
A	V04-0337	LP		4/9/04			NOMINALS ONLY		mm		ASSEMBLY : PLUG-FRAME	
B	V05-0635	DNI		8/10/05			UNLESS NOTED		← mm →		SC TYPE SU	
C	B08-0001	HP		12/07/08	angles				scale N/A		dwg no	
					dr		H.R.I.:PRABHU				sheet 1 of 1	
					engr		BINOY				98186	
					chr		K.J.ACOB				A.	
					pppd		K.J.ACOB				CUSTOMER Drawing	
sheet index		revision C										
sheet		revision C										
index		sheet 1										