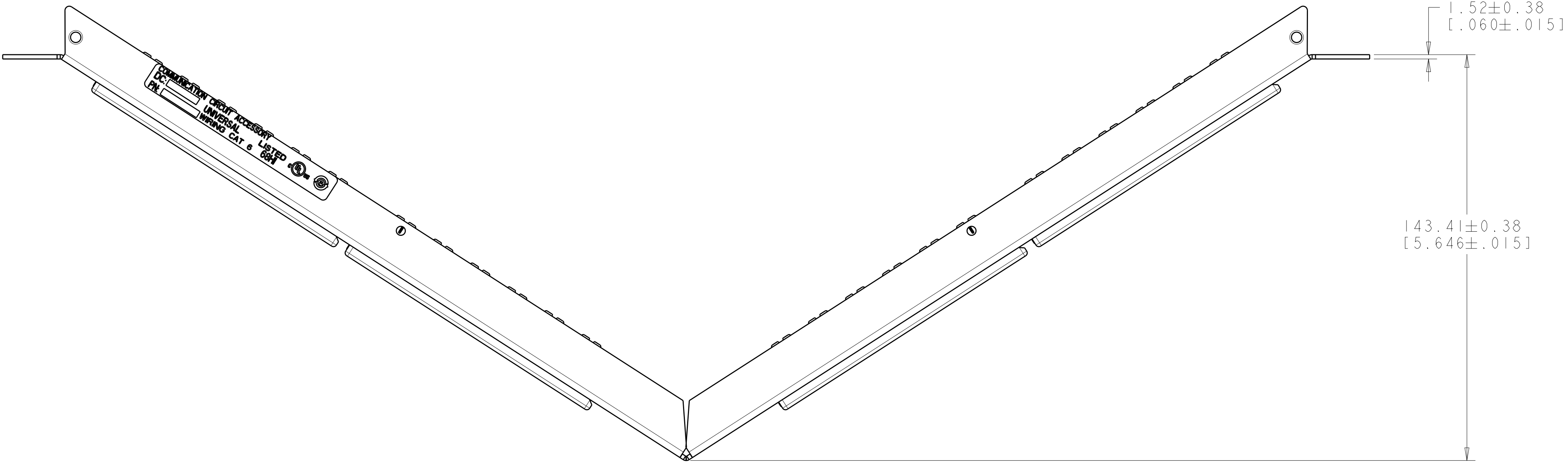
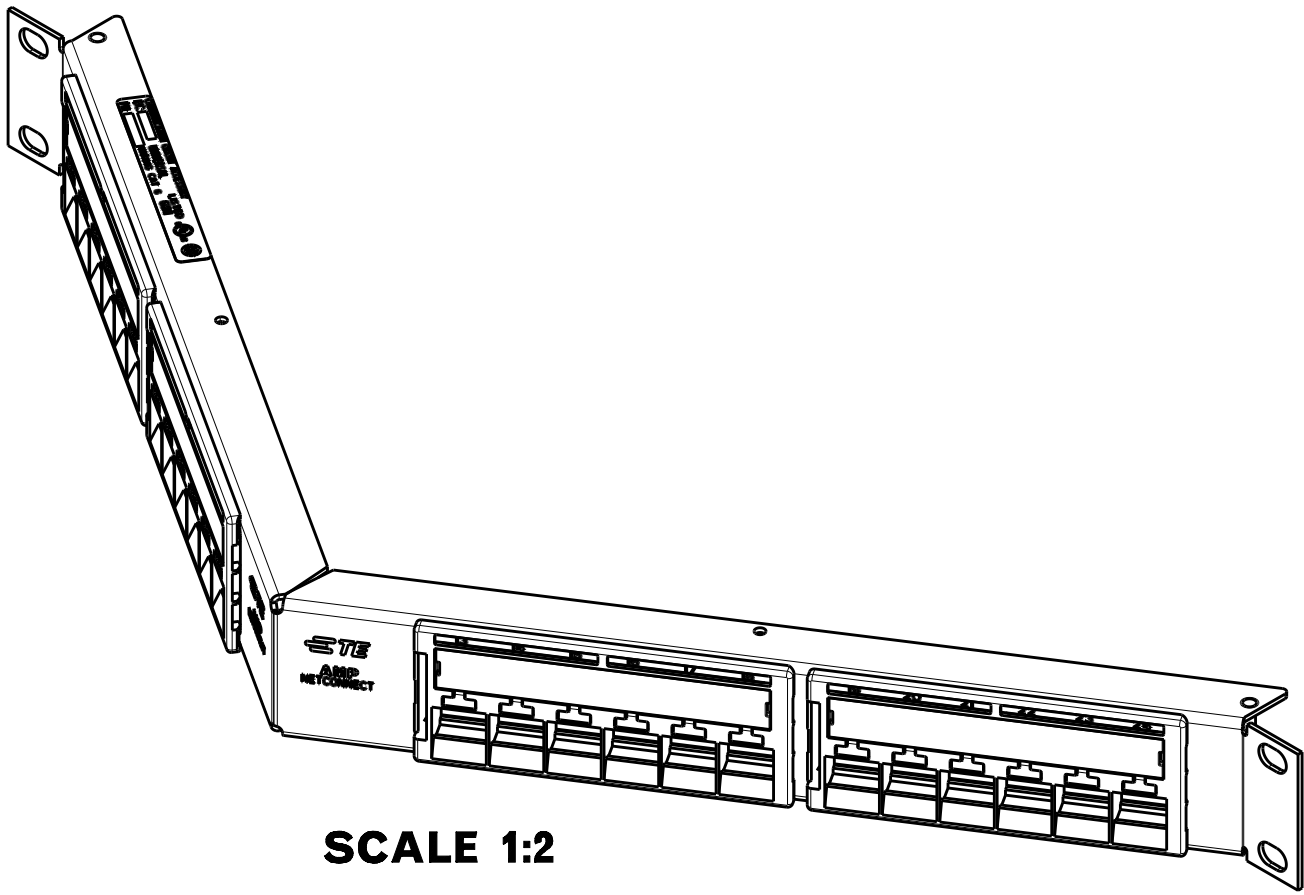
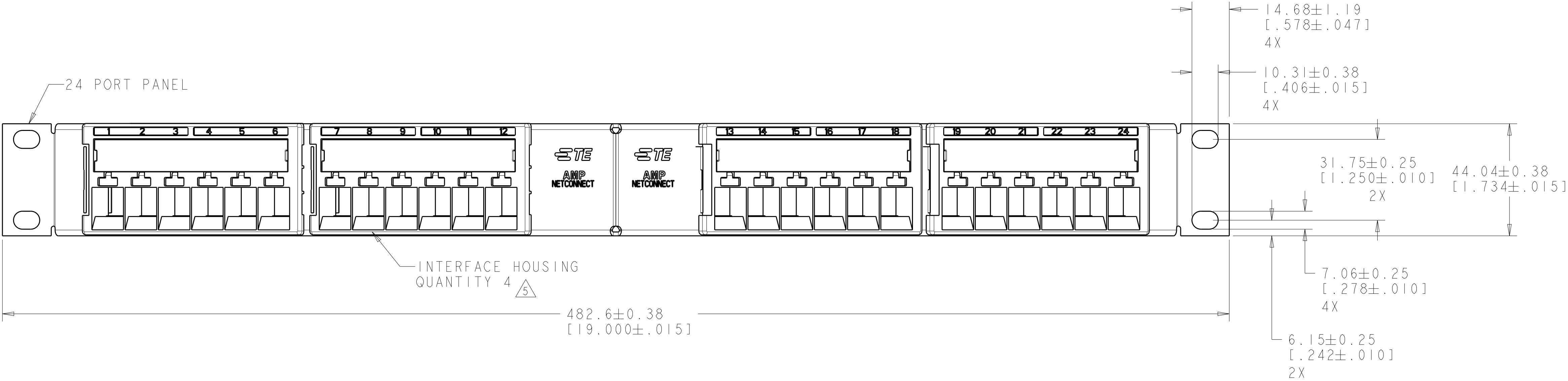


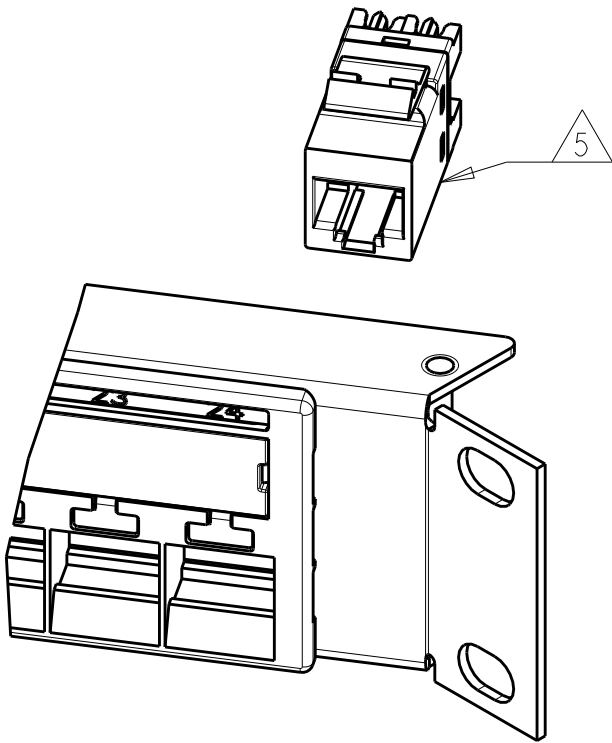
LOC	DIST	REVISIONS					
		P	LTR	DESCRIPTION	DATE	DWN	APVD
HM	00		E	REV; ECO-12-019768	20NOV2012	GG	SH



1. MATERIAL:
CONNECTOR HOUSING, INTERFACE: POLYESTER MOLDING COMPOUND, BLACK.
PANEL: BLACK POWDER COAT STEEL WITH WHITE MARKINGS.
2. FOUR BLACK 12-24 X 12.7 [$.500$] LONG AND FOUR 10-32 X 12.7 [$.500$] LONG CARBON STEEL CROSS RECESSED SCREWS FOR MOUNTING OF PANEL, SHIPPED LOOSE. NOT SHOWN ON DRAWING.
3. FOUR RELEASEABLE CABLE TIES USED FOR CABLE ORGANIZATION/ROUTING ARE SHIPPED LOOSE. NOT SHOWN ON DRAWING.
4. ONE BAG OF STRAIN RELIEFS SHIPPED LOOSE. NOT SHOWN ON DRAWING.
5. JACKS PACKAGED AND SHIPPED LOOSE. TO BE FIELD INSTALLED.



SCALE 1:2



SCALE 1:1

THIS DRAWING IS A CONTROLLED DOCUMENT.		DWN J. MCNEAL 15MAY2007	<div>TE Connectivity</div> <div>KIT, PATCH PANEL, AMPTRAC IU, 24P, CAT6, ANGLED</div>	
DIMENSIONS: MME [INCHES]		CHK S. HERNDON 15MAY2007		
TOLERANCES UNLESS OTHERWISE SPECIFIED:		APVD S. HERNDON 15MAY2007		
0 PLC ±" 1 PLC ±" 2 PLC ±" 3 PLC ±" 4 PLC ±" ANGLES ±" FINISH -		PRODUCT SPEC APPLICATION SPEC WEIGHT -		
MATERIAL - 5		SIZE A1	CAGE CODE 00779	DRAWING NO. C=1933329
Customer Drawing		SCALE 1:2	SHEET 1	OF 1
		REV E		