

TOSHIBA THYRISTOR SILICON PLANAR TYPE

SF0R5G43,SF0R5J43

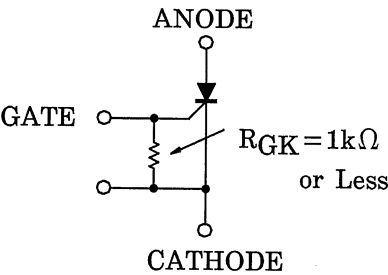
LOW POWER SWITCHING AND CONTROL APPLICATIONS

- Repetitive Peak Off-State Voltage :  $V_{DRM} = 400,600V$   
Repetitive Peak Reverse Voltage :  $V_{RRM} = 400,600V$
- Average On-State Current :  $I_T (AV) = 500mA$
- Plastic Mold Type.

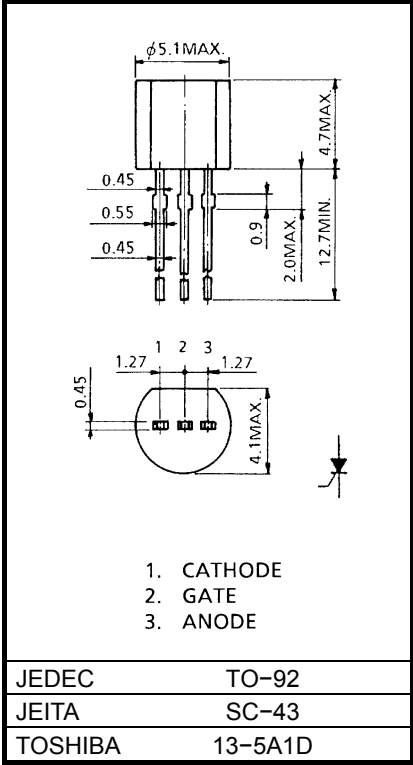
MAXIMUM RATINGS

CHARACTERISTIC		SYMBOL	RATING	UNIT
Repetitive Peak Off-State Voltage and Repetitive Peak Reverse Voltage ( $R_{GK} = 1k\Omega$ )	SF0R5G43	$V_{DRM}$ $V_{RRM}$	400	V
	SF0R5J43		600	
Non-Repetitive Peak Reverse Voltage (Non-Repetitive < 5ms, $R_{GK} = 1k\Omega$ , $T_j = 0\sim 110^{\circ}C$ )	SF0R5G43	$V_{RSM}$	500	V
	SF0R5J43		720	
Average On-State Current (Half Sine Waveform $T_c = 30^{\circ}C$ )		$I_T (AV)$	500	mA
R.M.S On-State Current		$I_T (RMS)$	800	mA
Peak One Cycle Surge On-State Current (Non-Repetitive)		$I_{TSM}$	7 (50Hz)	A
			8 (60Hz)	
$I^2t$ Limit Value		$I^2t$	0.25	$A^2s$
Peak Gate Power Dissipation		$P_{GM}$	1	W
Average Gate Power Dissipation		$P_G (AV)$	0.01	W
Peak Forward Gate Voltage		$V_{FGM}$	8	V
Peak Reverse Gate Voltage		$V_{RGM}$	-5	V
Peak Forward Gate Current		$I_{GM}$	500	mA
Junction Temperature		$T_j$	-65~125	$^{\circ}C$
Storage Temperature Range		$T_{stg}$	-65~125	$^{\circ}C$

Note: Should be used with gate resistance as follows.



Unit: mm

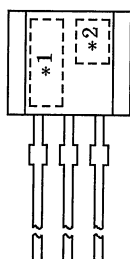


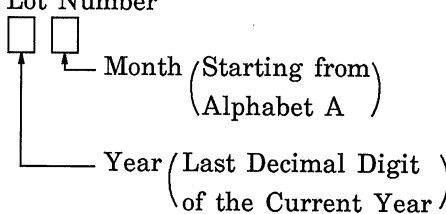
Weight: 0.2g

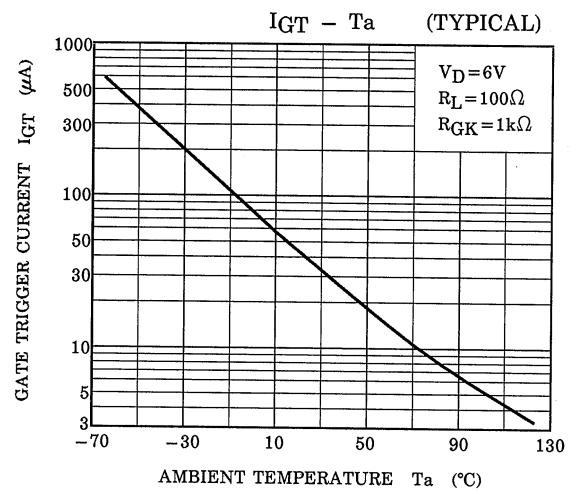
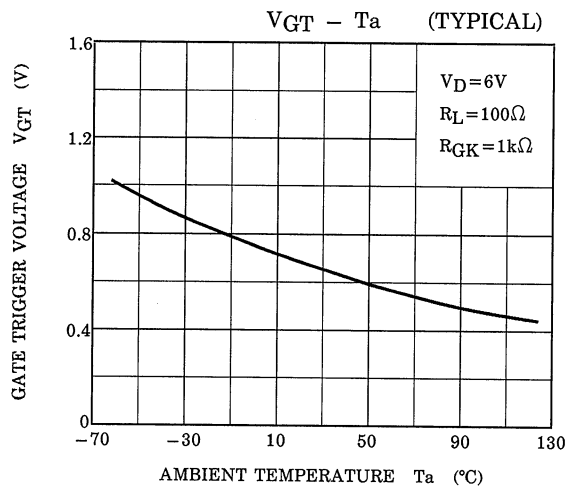
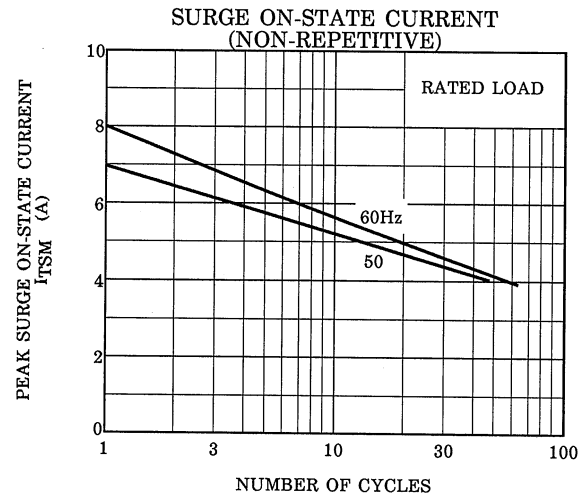
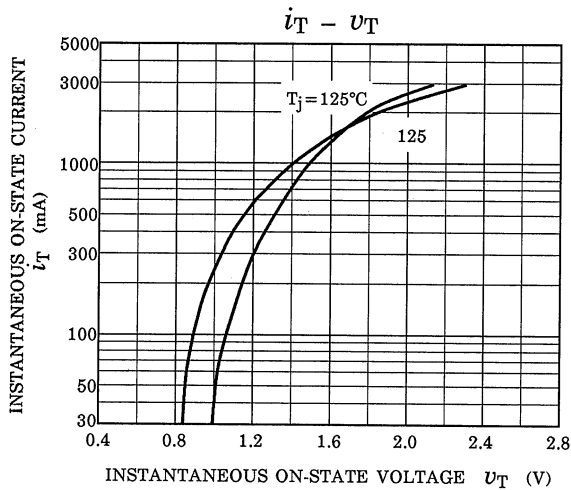
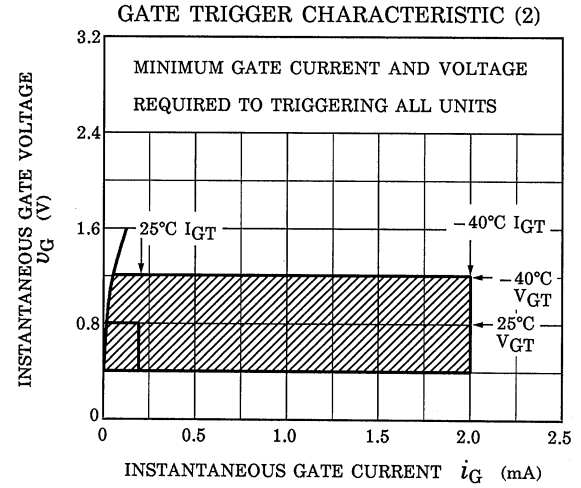
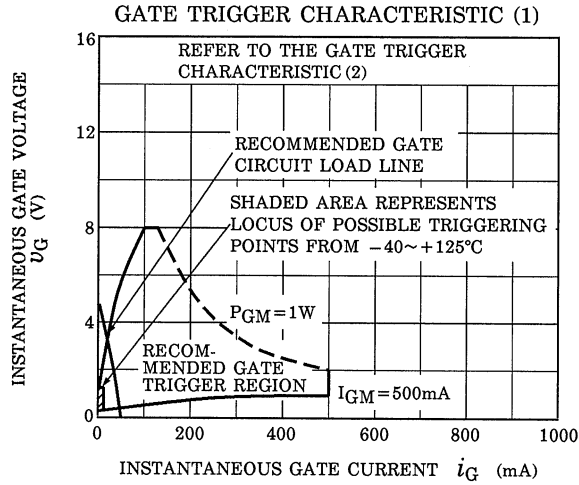
## ELECTRICAL CHARACTERISTICS (Ta = 25°C)

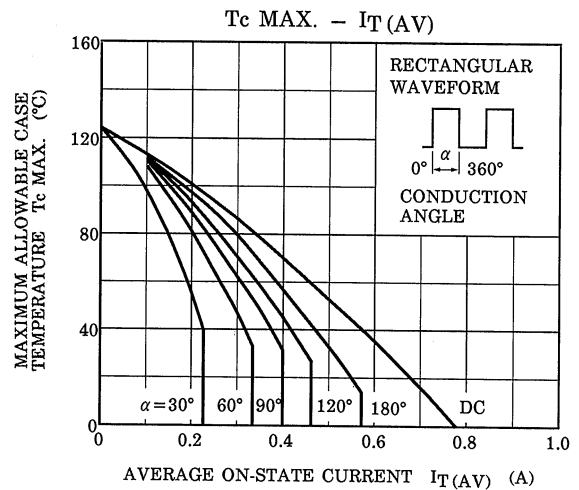
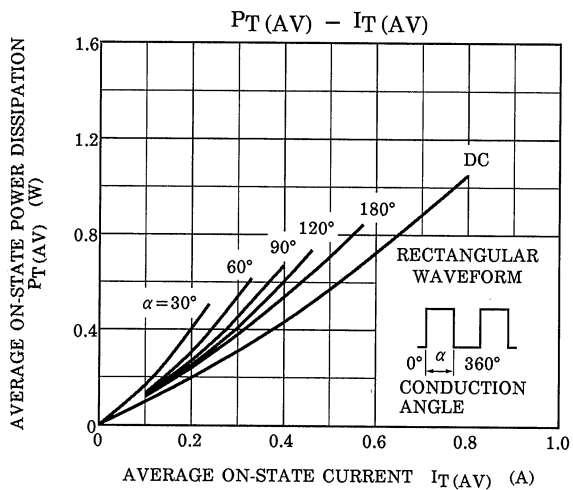
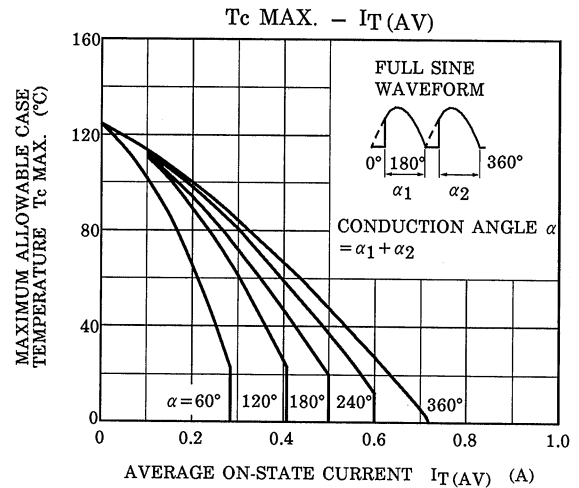
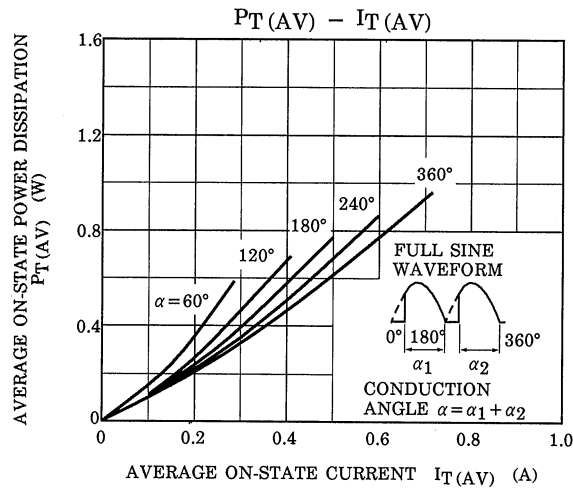
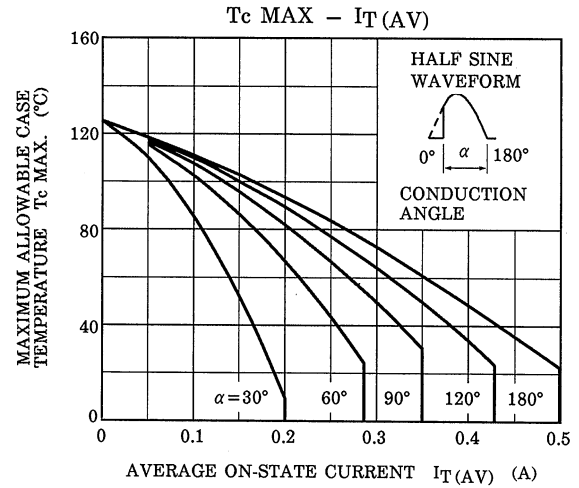
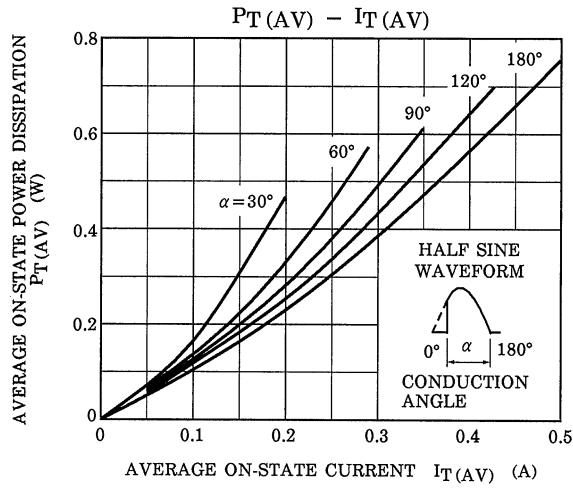
CHARACTERISTIC	SYMBOL	TEST CONDITION	MIN	TYP.	MAX	UNIT
Repetitive Peak Off-State Current and Repetitive Peak Reverse Current	$I_{DRM}$ $I_{RRM}$	$V_{DRM} = V_{RRM} = \text{Rated}$ , $R_{GK} = 1k\Omega$ , $T_j = 125^\circ\text{C}$	—	—	50	$\mu\text{A}$
Peak On-State Voltage	$V_{TM}$	$I_{TM} = 1\text{A}$	—	—	1.5	V
Gate Trigger Voltage	$V_{GT}$	$V_D = 6\text{V}$ , $R_L = 100\Omega$ , $R_{GK} = 1k\Omega$	—	—	0.8	V
Gate Trigger Current	$I_{GT}$		—	—	200	$\mu\text{A}$
Gate Non-Trigger Voltage	$V_{GD}$	$V_D = \text{Rated}$ , $R_{GK} = 1k\Omega$ , $T_a = 125^\circ\text{C}$	0.2	—	—	V
Holding Current	$I_H$	$R_L = 100\Omega$ , $R_{GK} = 1k\Omega$	—	—	5	mA
Thermal Resistance	$R_{th(j-c)}$	Junction to Case	—	—	125	$^\circ\text{C} / \text{W}$
	$R_{th(j-a)}$	Junction to Ambient	—	—	230	

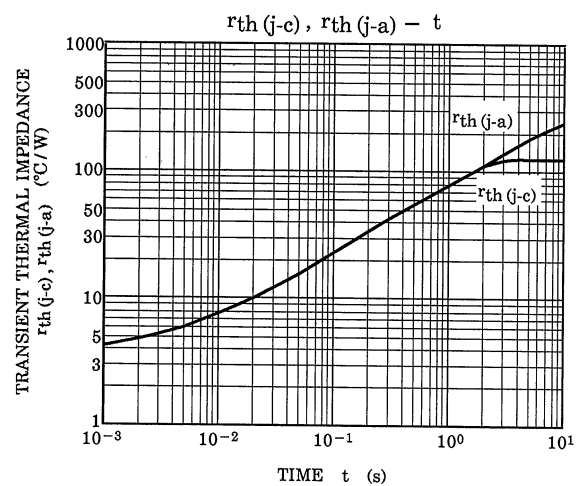
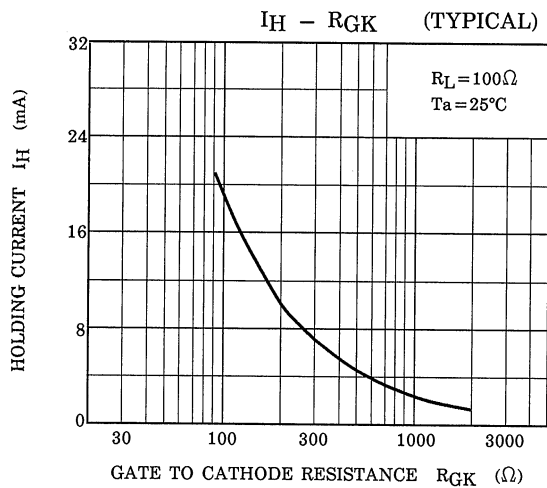
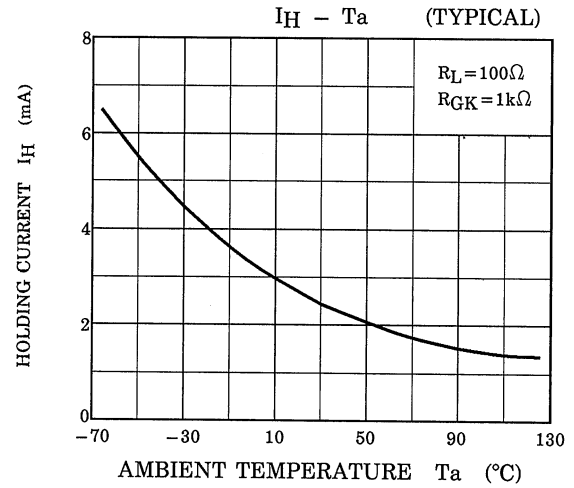
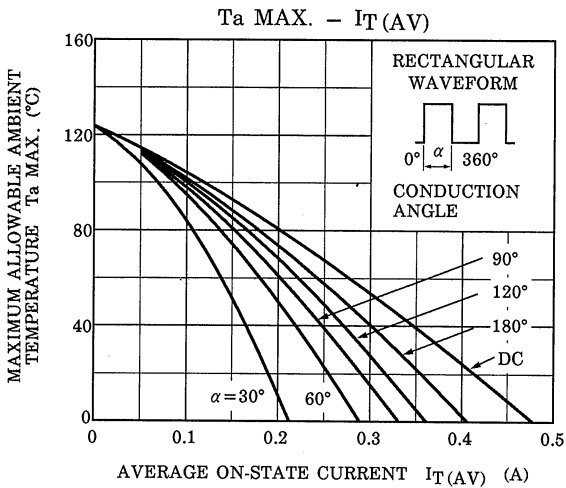
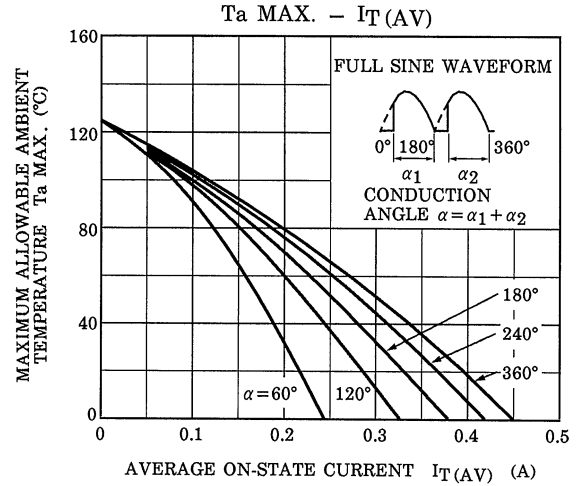
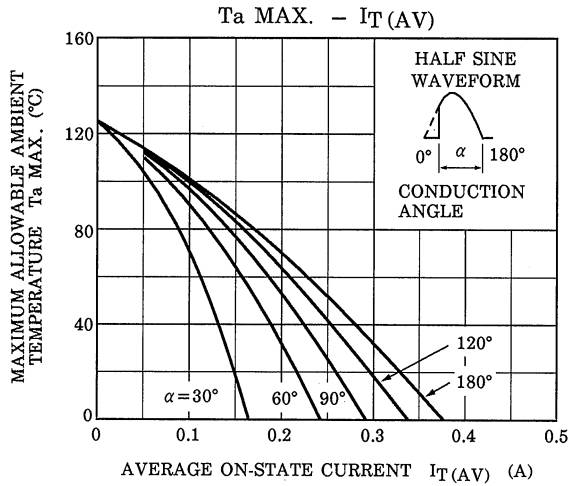
## MARKING



NUMBER	SYMBOL		MARK
*1	TYPE	SF0R5G43	F0R5G
		SF0R5J43	F0R5J
*2	Lot Number 		Example 8A: January 1998 8B: February 1998 8L: December 1998







**RESTRICTIONS ON PRODUCT USE**

20070701-EN

- The information contained herein is subject to change without notice.
- TOSHIBA is continually working to improve the quality and reliability of its products. Nevertheless, semiconductor devices in general can malfunction or fail due to their inherent electrical sensitivity and vulnerability to physical stress. It is the responsibility of the buyer, when utilizing TOSHIBA products, to comply with the standards of safety in making a safe design for the entire system, and to avoid situations in which a malfunction or failure of such TOSHIBA products could cause loss of human life, bodily injury or damage to property.  
In developing your designs, please ensure that TOSHIBA products are used within specified operating ranges as set forth in the most recent TOSHIBA products specifications. Also, please keep in mind the precautions and conditions set forth in the "Handling Guide for Semiconductor Devices," or "TOSHIBA Semiconductor Reliability Handbook" etc.
- The TOSHIBA products listed in this document are intended for usage in general electronics applications (computer, personal equipment, office equipment, measuring equipment, industrial robotics, domestic appliances, etc.). These TOSHIBA products are neither intended nor warranted for usage in equipment that requires extraordinarily high quality and/or reliability or a malfunction or failure of which may cause loss of human life or bodily injury ("Unintended Usage"). Unintended Usage include atomic energy control instruments, airplane or spaceship instruments, transportation instruments, traffic signal instruments, combustion control instruments, medical instruments, all types of safety devices, etc.. Unintended Usage of TOSHIBA products listed in this document shall be made at the customer's own risk.
- The products described in this document shall not be used or embedded to any downstream products of which manufacture, use and/or sale are prohibited under any applicable laws and regulations.
- The information contained herein is presented only as a guide for the applications of our products. No responsibility is assumed by TOSHIBA for any infringements of patents or other rights of the third parties which may result from its use. No license is granted by implication or otherwise under any patents or other rights of TOSHIBA or the third parties.
- Please contact your sales representative for product-by-product details in this document regarding RoHS compatibility. Please use these products in this document in compliance with all applicable laws and regulations that regulate the inclusion or use of controlled substances. Toshiba assumes no liability for damage or losses occurring as a result of noncompliance with applicable laws and regulations.