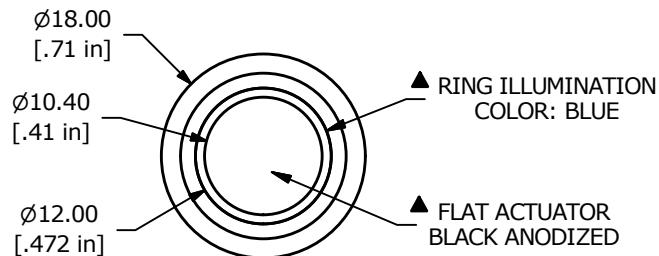
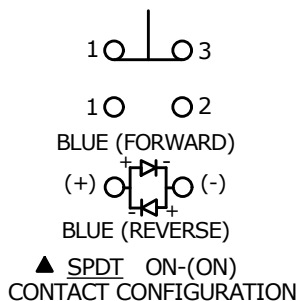


PANEL CUTOUT  
MAX. PANEL THICKNESS  
14.0mm [.55]



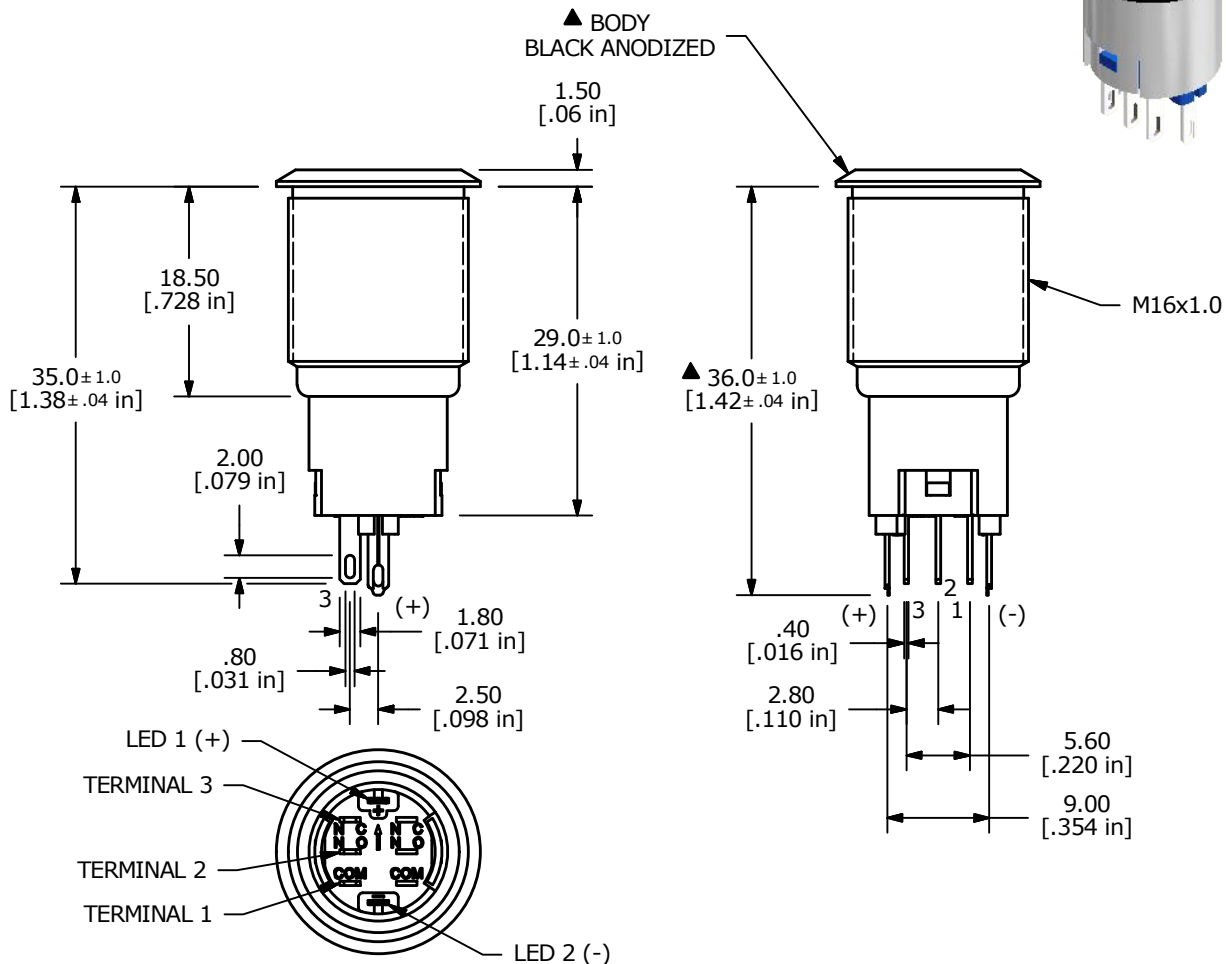
SWITCH FUNCTION	
POS. 1	POS. 2
ON	(ON)
1-3	1-2

(ON) = MOMENTARY



NOTE:

1. ALL DIMENSIONS IN MM [INCH]
2. GENERAL TOLERANCE: X.X = ±0.4  
X.XX = ±0.25
3. TERMINAL NUMBERS FOR REF ONLY
- ▲ 4. CONTACT MATERIAL: GOLD
5. RATING: 1A 24VDC
6. ELECTRIC LIFE: 50,000 MAKE-AND-BREAK CYCLES AT FULL LOAD.
7. INSULATION RESISTANCE: 1,000 MΩ MIN.
8. DIELECTRIC STRENGTH: 2,000 VAC MIN. FOR 1 MINUTE
9. CONTACT RESISTANCE: 50mΩ MAX. @ 1A 12VDC
10. OPERATING TEMP.: -20°C to 55°C
11. ▲ DENOTES CRITICAL PARAMETER.
- ▲ 12. HARDWARE SUPPLIED: O-RING AND HEXNUT
- ▲ 13. INGRESS RATING: IP65
14. 2011/65/EU (ROHS) COMPLIANT
- ▲ 15. LAMP VOLTAGE: 2.8V



B	22883	UPDATED RATING TO 1A 24VDC	6/7/17	MJR
A	21804	INITIAL RELEASE	3/11/15	MW
REV	PCR NO	DESCRIPTION	DATE	BY

TITLE PV3WF2B011G-341				
SCALE 3:2	DATE 3/11/2015	DR MW	DWG 52-PV3WF2B011G341	REV B

THE INFORMATION CONTAINED IN THIS DOCUMENT IS PROPRIETARY TO E-SWITCH AND IS NOT TO BE COPIED OR TRANSFERRED