


Current Sensing Transformers



These low cost Coilcraft current sensing transformers are designed for use at 20 kHz to 50 kHz. They incorporate the current and sense windings in one small, encapsulated package requiring minimum board space.

Varying the terminating resistance allows sensitivities of 1 to 10 Volts per Ampere output.

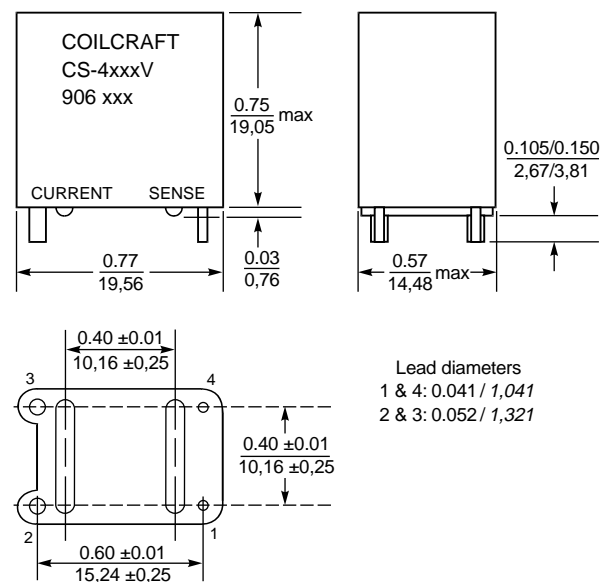
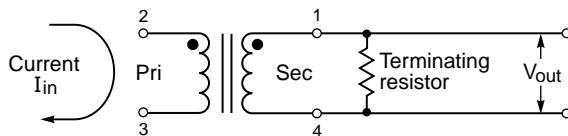
Coilcraft current sensing transformers are designed to comply with creepage, clearance, insulation, and hi-pot requirements of IEC 380 and IEC 435, and with UL and CSA specifications.

Applications include feedback control, overload sensing, detecting load drop or shutdown, and proportional output.

Coilcraft **Designer's Kit P203** contains the three standard current sensing transformers, sensor-only versions of each, plus two 50/60Hz current sensors. To order, contact Coilcraft or visit <http://order.coilcraft.com>.

Part number	Turns	Inductance (mH)	Sensed current max (A)	Sensitivity		Terminating resistance ¹ (Ohms)
				Vout (Volts)	Iin (A)	
CS4050V-01	50	5	10	1	1	50
CS4100V-01	100	20	24	1	1	100
CS4200V-01	200	80	35	1	1	200

1. Varying terminating resistance increases or decreases output voltage/Ampere in conductor. Effect is essentially linear over a restricted operating range. Frequency response is also affected by varying terminating resistance.
2. Operating temperature range -40°C to $+85^{\circ}\text{C}$.
3. Electrical specifications at 25°C .



Weight: 8.8 – 9.3 g

Coilcraft[®]

Specifications subject to change without notice. Document 132 Revised 04/05/04

1102 Silver Lake Road Cary, Illinois 60013 Phone 847/639-6400 Fax 847/639-1469

E-mail info@coilcraft.com Web <http://www.coilcraft.com>