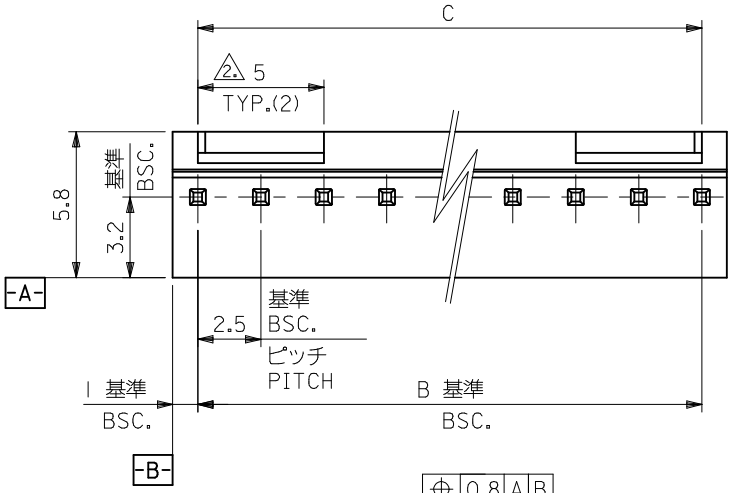

公差非累積
NON-ACCUMULATIVE

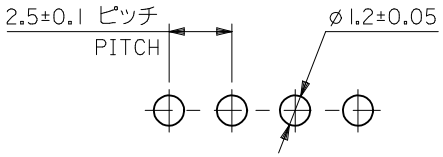

基板取付穴推奨寸法
RECOMMENDED P.C.BOARD HOLE DIM.

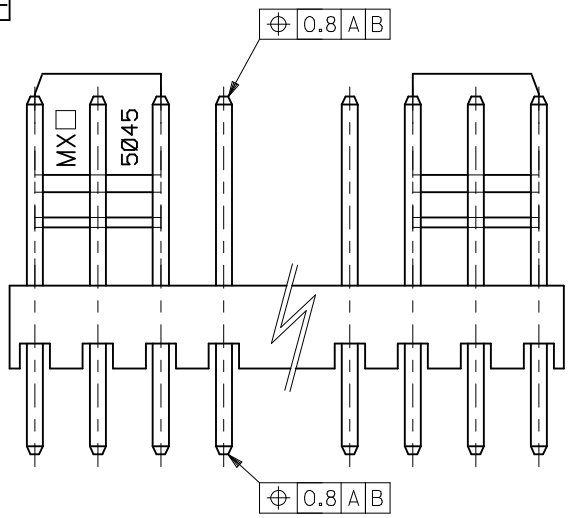

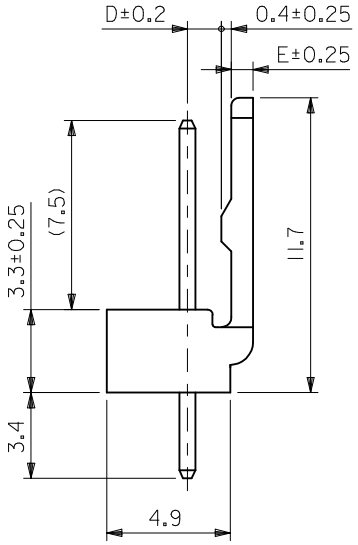

注)
NOTE.

1. 材料
MATERIAL
ピン　:□0.635×14.2 黄銅、銅下地錫メッキ
PIN: 0.635×14.2 BRASS TIN OVER COPPER PLATING.
ウェハー:ポリアミド,UL94V-0
WAFER:POLYAMIDE ,UL94V-0

2. 6極以上に適用
TO BE APPLIED FOR 6 CKT. AND MORE THEN 6 CKT.

3. 5極以下はロック部スリットなし
NO SLIT IS PROVIDED FOR 5 CKT. AND LESS THAN 5 CKT.

4. ELV 及び RoHS 適合品
ELV AND RoHS COMPLIANT

D	E	C	B	ORDER No.	極数 CKT.
1.35	0.85	$47.5^{+0.3}_{-0.45}$	47.5	22 04 1201	20
↑	↑	$45^{+0.3}_{-0.45}$	45	↑ 1191	19
		$42.5^{+0.3}_{-0.45}$	42.5	1181	18
		$40^{+0.3}_{-0.45}$	40	1171	17
		$37.5^{+0.3}_{-0.45}$	37.5	1161	16
		$35^{+0.3}_{-0.45}$	35	1151	15
		$32.5^{+0.25}_{-0.45}$	32.5	1141	14
		$30^{+0.25}_{-0.4}$	30	1131	13
		$27.5^{+0.25}_{-0.4}$	27.5	1121	12
		$25^{+0.2}_{-0.4}$	25	1111	11
		$22.5^{+0.2}_{-0.4}$	22.5	1101	10
		$20^{+0.15}_{-0.35}$	20	1091	9
		$17.5^{+0.15}_{-0.35}$	17.5	1081	8
		$15^{+0.1}_{-0.3}$	15	1071	7
		$12.5^{+0.1}_{-0.3}$	12.5	1061	6
↓	↓	$10^{+0.15}_{-0.3}$	10	1051	5
1.35	0.85	$7.5^{+0.15}_{-0.3}$	7.5	1041	4
1.2	1	$5^{+0.15}_{-0.3}$	5	↓ 1031	3
1.2	1	$2.5^{+0.15}_{-0.3}$	2.5	22 04 1021	2

MODEL No. : 5045-**A

REVICED
EC NO: J2012-0973 2012/01/30
DRWN:KWASHIO 2012/01/30
CH'KD:KASAKAWA
APPR:NUKITA 2013/06/13
DESCRIPTION
REV

GENERAL TOLERANCES
(UNLESS SPECIFIED)

10 UNDER	±0.4
10 OVER 30 UNDER	±0.45
30 OVER	±0.5
ANGULAR ±3 °	

DRAFT WHERE APPLICABLE
MUST REMAIN
WITHIN DIMENSIONS

DIMENSION STYLE: MM ONLY
SCALE: 5:1
DESIGN UNITS: METRIC
THIRD ANGLE PROJECTION

DRAWN BY: K.KOHAMA DATE: 2000/03/28
CHECKED BY: T.YAMAGUCHI DATE: 2000/03/30
APPROVED BY DATE

TITLE
KK 2.5 WAFER ASS'Y
WITH LOCK

molex

MATERIAL NO.: SEE CHART
DOCUMENT NO.: SD-5045-NA
SHEET NO.: 1 OF 1
SIZE: A3

THIS DRAWING CONTAINS INFORMATION THAT IS PROPRIETARY TO MOLEX INCORPORATED AND SHOULD NOT BE USED WITHOUT WRITTEN PERMISSION