

CATALOG LISTING

1EN196-3

REPLACES -

RELEASE NO. SR-11106

PAGE 1 OF 1

CHECK

REVISIONS

A	204442	TSM	27 NOV 01
B	0006651	JCC/AP	27 AUG 04
C	0068954	VKR	06 SEP 10

CHECK

27NOV01

SAV

CHECK

27NOV01

RASTER

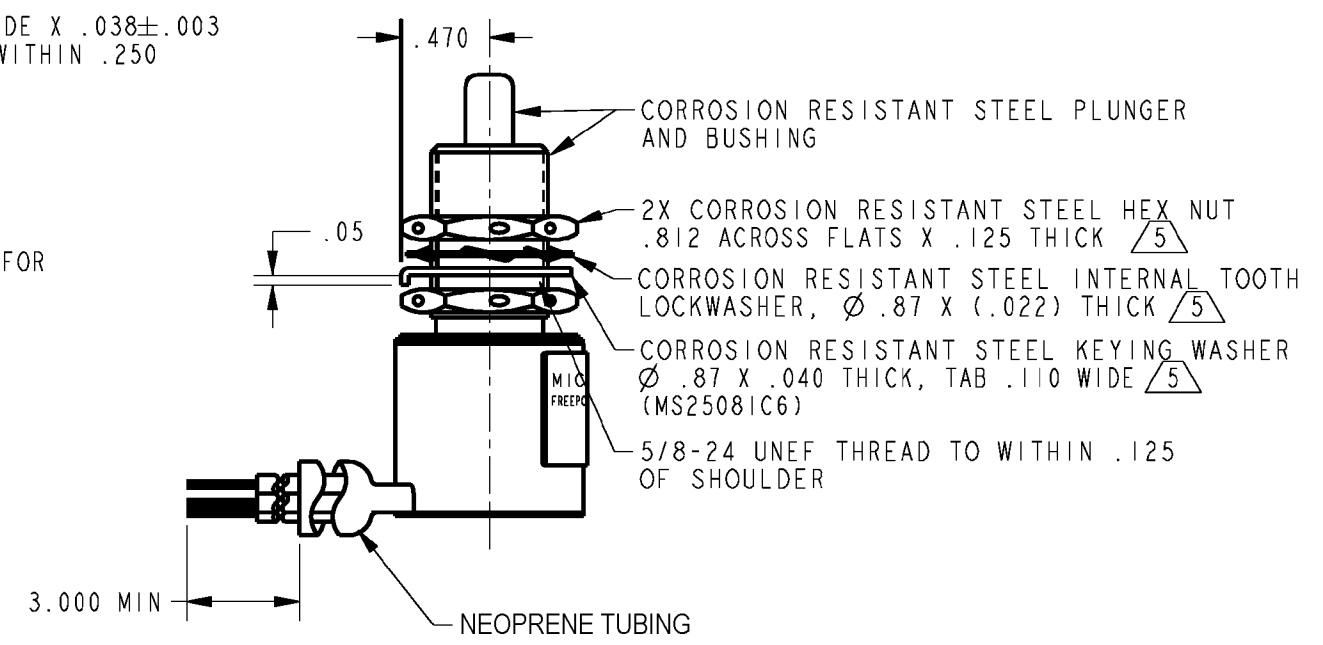
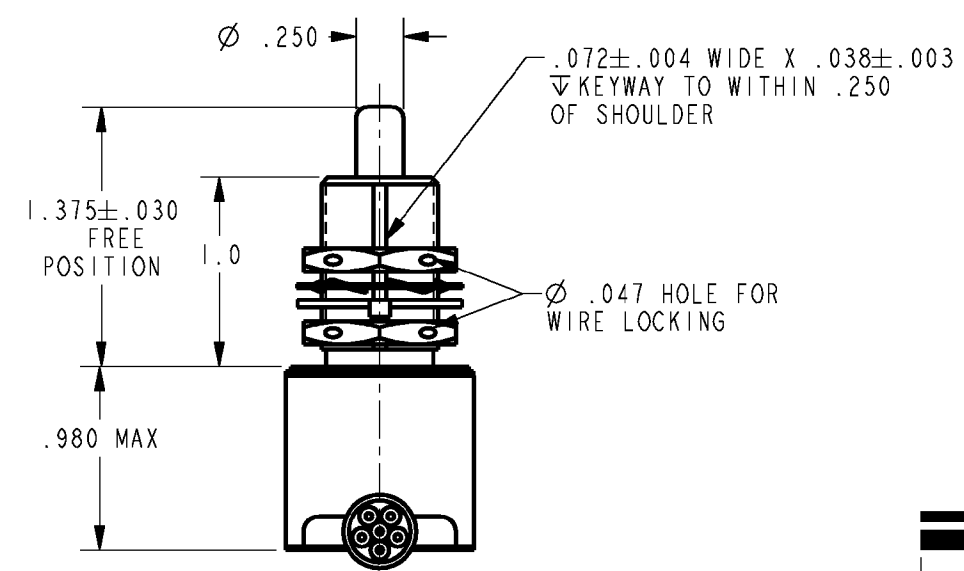
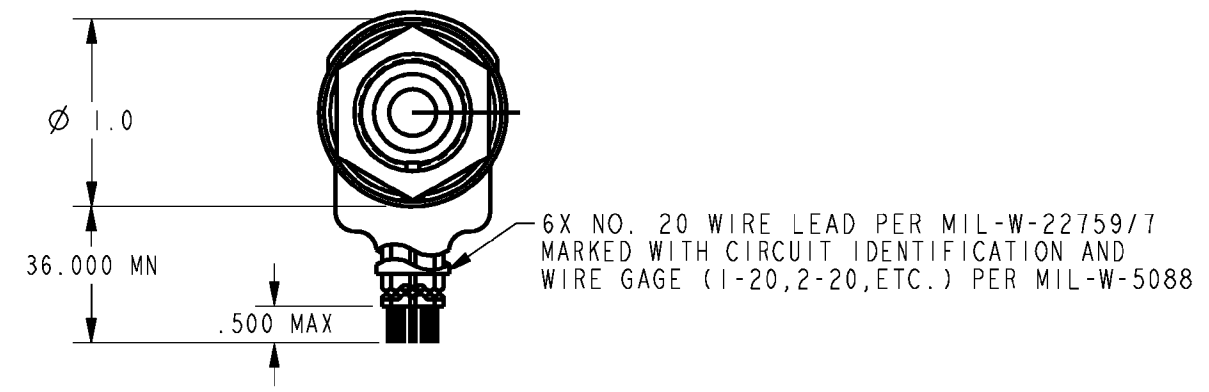
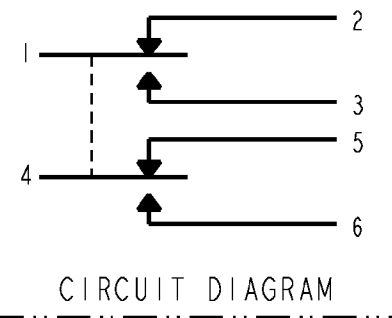
DRAWN

MICRO SWITCH
a Honeywell Division
FED. MFG. CODE 91929

SWITCH - ENCLOSED

CATALOG LISTING
1EN196-3

WARNING- THIS PRODUCT IS SUBJECT TO THE U.S. INTERNATIONAL TRAFFIC IN ARMS REGULATIONS (ITAR), AND THE EXPORT CONTROL LAWS OF THE UNITED STATES. TRANSFER OF TECHNICAL DATA PERTAINING TO THIS PRODUCT BY ANY MEANS TO A FOREIGN PERSON PER ITAR DEFINITIONS, WHETHER IN THE UNITED STATES OR ABROAD, WITHOUT A PRIOR EXPORT LICENSE OR OTHER APPROVAL FROM THE U.S. DEPARTMENT OF STATE, IS PROHIBITED.



THIS DRAWING COVERS A PROPRIETARY ITEM AND IS THE PROPERTY OF MICRO SWITCH, A DIVISION OF HONEYWELL. THIS DRAWING IS NOT TO BE COPIED OR USED WITHOUT THE APPROVAL OF MICRO SWITCH			THIRD ANGLE PROJECTION	
CHARACTERISTICS		ELECTRICAL DATA		SCALE FULL
OPERATING FORCE ----- 6-12 LB		CONTACT ARRANGEMENT		DO NOT SCALE PRINT
FULL OVERTRAVEL FORCE ----- 30 LB MAX		2X S P D T		UNLESS OTHERWISE SPECIFIED TOLERANCES ARE
RELEASE FORCE ----- 4 LB MIN		28 VDC		ONE PLACE (.) ± .030
PRETRAVEL ----- .040 MAX		LOAD	SEA LEVEL 50,000 FT.	TWO PLACE (.) ± .015
DIFFERENTIAL TRAVEL ----- .020 MAX		RES	4 4	THREE PLACE (.) ± .005
OVERTRAVEL ----- .250 MIN		IND	2 2	ANGLES ±
		MOTOR	4	WEIGHT 6.0 OZ MAX

- NOTES
- 1 - CORROSION RESISTANT STEEL ENCLOSURE
 - 2 - SWITCH SEALED PER MIL-PRF-8805 SYMBOL 4
 - 3 - COINCIDENCE OF OPERATING AND RELEASING POINTS: .010 OF PLUNGER TRAVEL
 - 4 - CIRCUIT DIAGRAM, CATALOG LISTING AND DATE CODE ARE SHOWN ON NAMEPLATE
 - 5 - HARDWARE MAY BE PACKAGED UNASSEMBLED PER MIL-PRF-8805

ANSI Y14.5M-1982 APPLIES

Mouser Electronics

Authorized Distributor

Click to View Pricing, Inventory, Delivery & Lifecycle Information:

[Honeywell:](#)

[1EN196-3](#)