

Thermoelectric voltage terminal block pair - MTKD-NICR/NI EX - 3100063

Please be informed that the data shown in this PDF Document is generated from our Online Catalog. Please find the complete data in the user's documentation. Our General Terms of Use for Downloads are valid (<http://phoenixcontact.com/download>)



Thermoelectric voltage terminal block, cross section: 0.2 - 2.5 mm², width: 10.4 mm, color: gray

The illustration shows version
MTKD-CU/CUNI

Product Features

- ✓ These special terminal blocks are used to extend thermocouple equalizing conductors in corresponding measuring circuits
- ✓ This ensures that no false thermoelectric voltages result at the junctions of the thermocouple/terminal block/equalizing conductor and that the basic values according to EN 60584/DIN EN 60584 are observed
- ✓ The equalizing conductors are made from materials which, up to temperatures of 200°C, have the same thermal characteristics as the corresponding thermocouples
- ✓



Key commercial data

Packing unit	1 pc
Minimum order quantity	50 pc
Weight per Piece (excluding packing)	16.4 GRM
Custom tariff number	85369010
Country of origin	Poland

Technical data

General

Number of levels	1
Number of connections	2
Color	gray
Insulating material	PA
Inflammability class according to UL 94	V0

Thermoelectric voltage terminal block pair - MTKD-NICR/NI EX - 3100063

Technical data

General

Connection in acc. with standard	IEC 60947-7-1
Maximum load current	1 A (with 4 mm ² conductor cross section)
Nominal current I _N	1 A
Nominal voltage U _N	400 V (Voltage to the neighboring feed-through terminal block MTK.)
Maximum load current	1 A (with 4 mm ² conductor cross section)
Open side panel	ja

Dimensions

Width	10.4 mm
End cover width	1 mm
Length	46.2 mm
Height NS 35/7,5	39.9 mm
Height NS 35/15	47.4 mm
Height NS 32	44.9 mm

Connection data

Connection in acc. with standard	IEC 60947-7-1
Connection method	Screw connection
Conductor cross section solid min.	0.2 mm ²
Conductor cross section solid max.	4 mm ²
Conductor cross section AWG min.	24
Conductor cross section AWG max.	12
Conductor cross section flexible min.	0.2 mm ²
Conductor cross section flexible max.	2.5 mm ²
Min. AWG conductor cross section, stranded	24
Max. AWG conductor cross section, stranded	14
Stripping length	7 mm
Internal cylindrical gage	A3
Screw thread	M3
Tightening torque, min	0.6 Nm
Tightening torque max	0.8 Nm

Classifications

eCl@ss

eCl@ss 4.0	27141117
eCl@ss 4.1	27141117
eCl@ss 5.0	27141120

Thermoelectric voltage terminal block pair - MTKD-NICR/NI EX - 3100063

Classifications

eCl@ss

eCl@ss 5.1	27141120
eCl@ss 6.0	27141120
eCl@ss 7.0	27141120
eCl@ss 8.0	27141120

ETIM

ETIM 2.0	EC000902
ETIM 3.0	EC000902
ETIM 4.0	EC000902
ETIM 5.0	EC000897

UNSPSC

UNSPSC 6.01	30211811
UNSPSC 7.0901	39121410
UNSPSC 11	39121410
UNSPSC 12.01	39121410
UNSPSC 13.2	39121410

Approvals

Approvals

Approvals

UL Recognized / cUL Recognized / EAC / cULus Recognized

Ex Approvals


ATEX / EAC Ex


Approvals submitted

Approval details


Thermoelectric voltage terminal block pair - MTKD-NICR/NI EX - 3100063

Approvals

UL Recognized 	
mm²/AWG/kcmil	28-12
Nominal current I _N	10 A
Nominal voltage U _N	300 V

cUL Recognized 	
mm²/AWG/kcmil	28-12
Nominal current I _N	10 A
Nominal voltage U _N	300 V

EAC

cULus Recognized 

Drawings

Circuit diagram

