

The EZ Norm offers a simplified method for setting up and changing normals to a Bantam / TT patchbay. Simply remove the middle designation strip, and rotate the center cam, using a standard screwdriver. An audible “click” can be heard as you rotate from full normals to no normals to half normals. An opaque marking strip is included to conceal the normal positions, if needed.

## EZ NORM JACK SPECIFICATIONS

### MATERIALS:

**Housing & Cover:** 94V-0 rated thermoplastic

**Sleeve Collar:** Nickel plated copper alloy

**Tip, Ring, Shunt, & Sleeve Springs:** Nickel Silver  
with welded contacts

**Welded Contacts:** Gold

**Cam Switching Springs:** Silver plated copper alloy

**Cam Switching Contacts:** Silver plated copper alloy

### MECHANICAL:

**Jack Mechanical Life:** 30,000 cycles

**Cam Contact Mechanical Life:** 30,000 cycles

**Insertion – Withdrawal Forces:** 1 – 4 lbs.

**Moisture resistance:** MIL-STD 202 Method 106

**Thermal shock:** MIL-STD 202 Method 107

**Salt spray:** MIL-STD 202 Method 101 (48 hrs.)

**Vibration:** MIL-STD 202 Method 213

### ELECTRICAL:

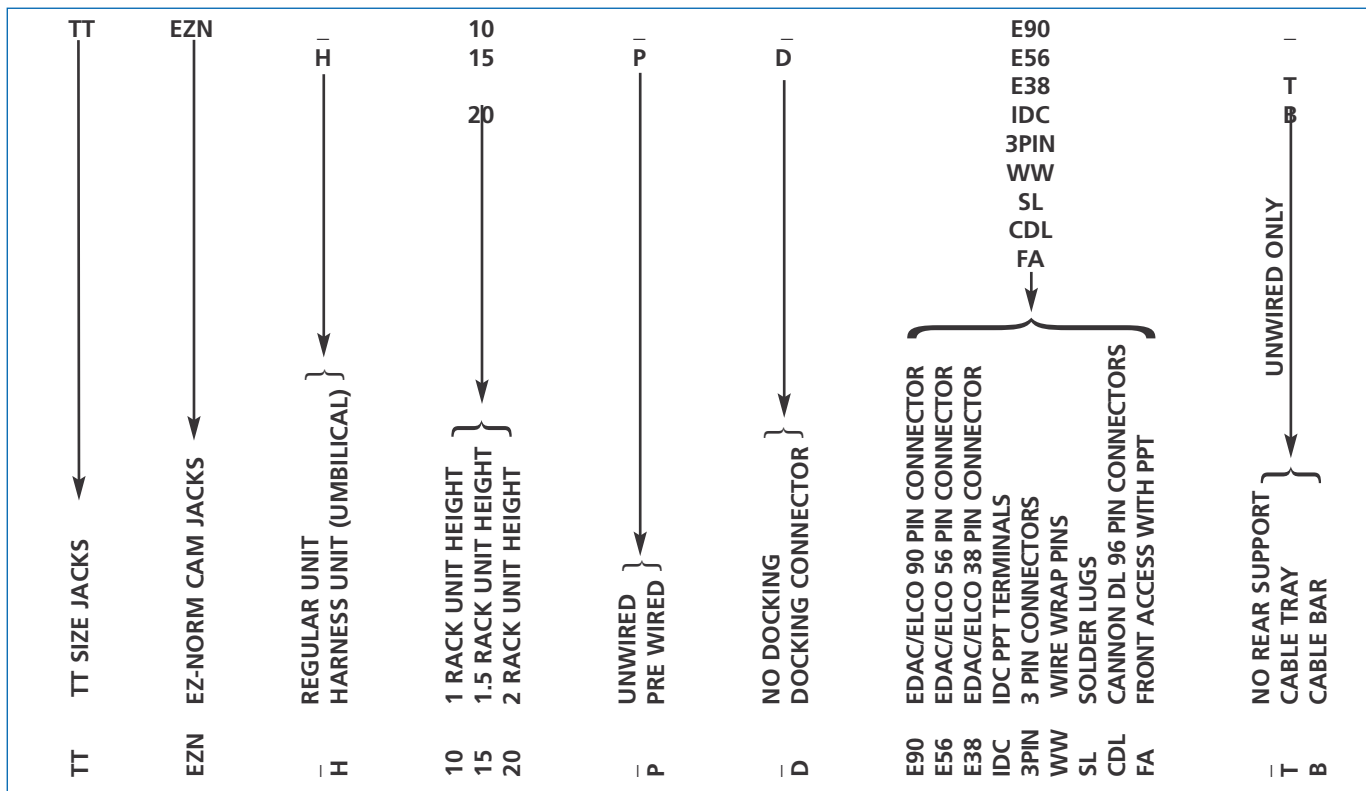
**Jack Spring Contact Resistance:** 30 milliohm Maximum

**Cam Switch Contact Resistance:** 30 milliohm Maximum

**Insulation Resistance:** 10,000 Megaohms

**Dielectric Withstanding Voltage:** 500 VAC (rms) at 60 Hz

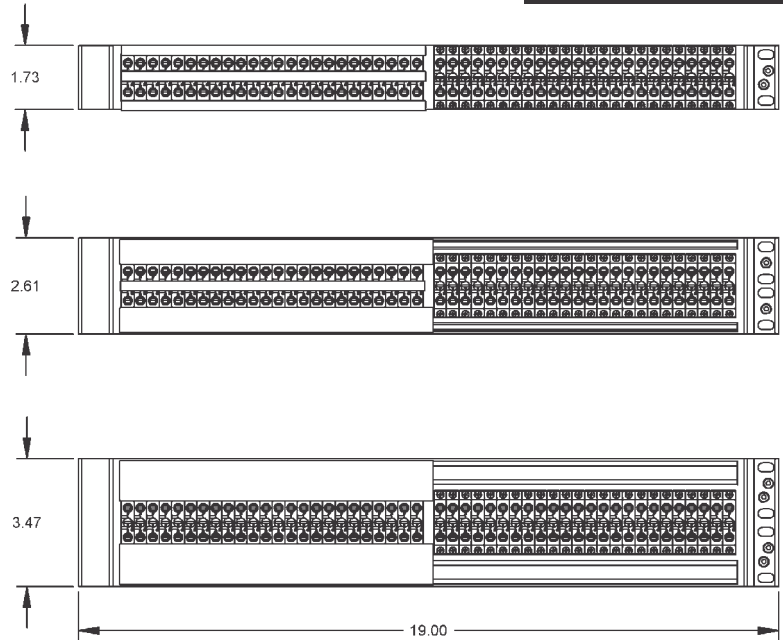
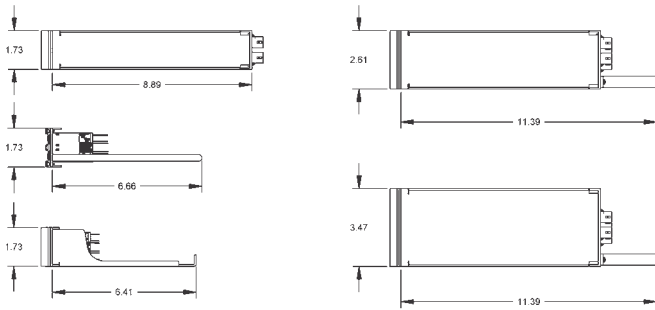
**Insertion Loss:** -0.5dB up to 10 MHz



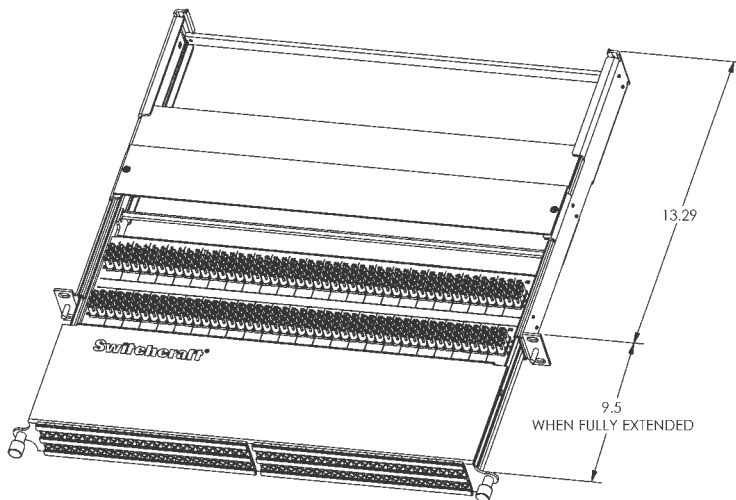
- WIRE WRAP AND SOLDER LUG NOT AVAILABLE AS PREWIRES.
- EVERYTHING EXCEPT SOLDER LUG AND WIRE WRAP AVAILABLE AS PREWIRE ONLY.
- IDC NOT AVAILABLE IN 1 RACK UNIT HEIGHT.
- FRONT ACCESS ONLY AVAILABLE AS 1 RACK UNIT WITH IDC SUPPORTS.
- FRONT ACCESS HAS TRAY AND BAR COMBO SO NO SUPPORT DESIGNATION IS USED.
- CABLE TRAY AND CABLE BAR DESIGNATIONS USED FOR UNWIRED UNITS ONLY.
- UMBILICAL UNIT STANDARD WITH 4' HARNESS AND 2RU FRONT AND BACK PLANE.

**Racks**

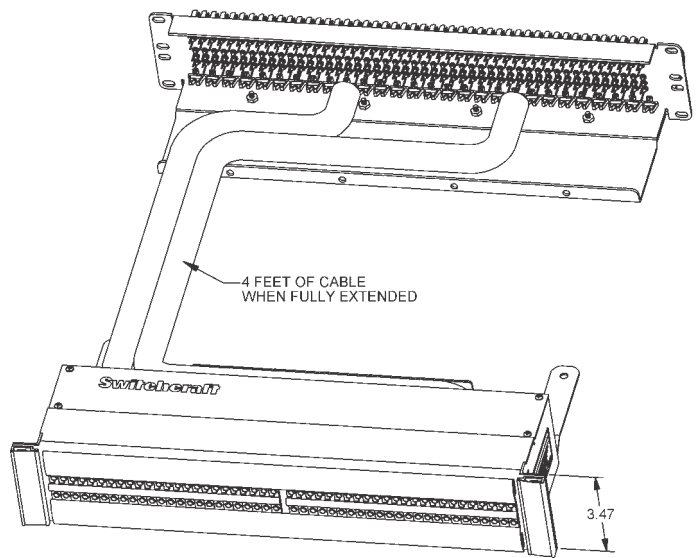
The EZ Norm comes in 3 different rack heights, 1RU, 1.5RU, and 2 RU.

**Front Access**

The Front Access option offers a slide-out tray, allowing the end user to re-terminate the patchbay from the front of the rack.

**Harness Assembly**

The EZ Norm is also offered as a harness assembly, with a standard harness of 4 ft. Custom lengths are available, call Switchcraft for details.



### Rear Connectors

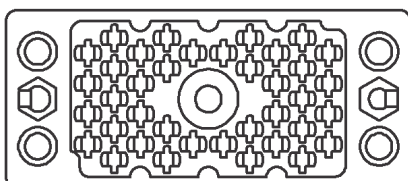
The EZ Norm is offered with a wide range of back panel termination options.

Included are 3 pin, EDAC 38 pin, EDAC 56 pin, EDAC 90 pin, Cannon DL, Switchcraft PPT's, solder terminals, and wire wrap terminals.

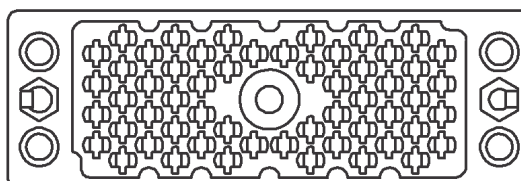
3 PIN



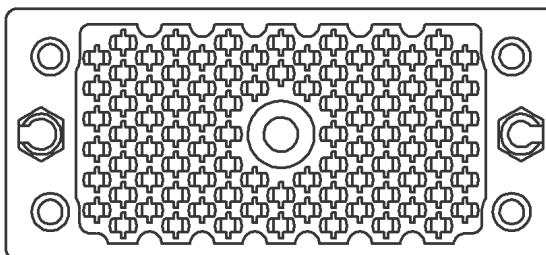
EDAC 38 PIN



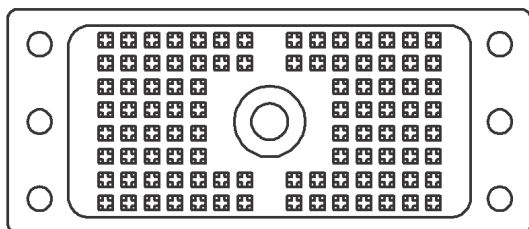
EDAC 56 PIN



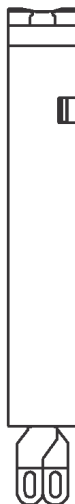
EDAC 90 PIN



CANNON DL



SOLDER  
TERMINAL



WIRE WRAP  
TERMINAL



SWITCHCRAFT'S  
PPT PUNCH TERMINAL

