
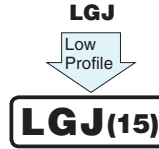


LGJ₍₁₅₎

Snap-in Terminal Type, 105°C Low-Profile Sized (15mmL)



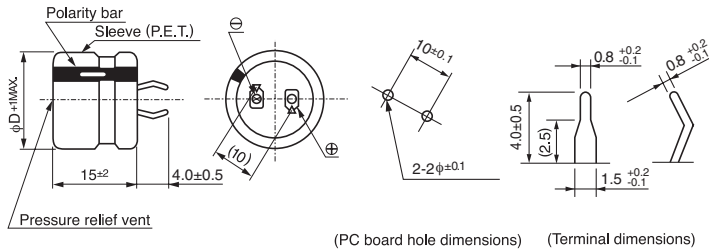
- Withstanding 2000 hours application of rated ripple current at 105°C.
- Smaller than low-profile LGJ.
- Ideally suited for flat design of switching power supply.
- Compliant to the RoHS directive (2011/65/EU).



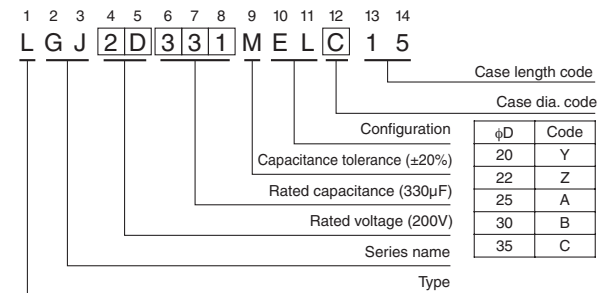
Specifications

Item	Performance Characteristics							
Category Temperature Range	- 40 to +105°C (160 to 250V) , - 25 to +105°C (315 • 400V)							
Rated Voltage Range	160 to 400V							
Rated Capacitance Range	39 to 390µF							
Capacitance Tolerance	±20% at 120Hz, 20°C							
Leakage Current	$I \leq 3\sqrt{CV}$ (µA) (After 5 minutes' application of rated voltage) [C : Rated Capacitance (µF) V : Voltage (V)]							
Tangent of loss angle (tan δ)	0.20 MAX. 120Hz at 20°C							
Stability at Low Temperature	Measurement frequency : 120Hz							
	Rated voltage(V)	160 to 250 315 • 400						
Endurance	Impedance ratio ZT/Z20(MAX.)	Z - 25°C/Z+20°C 3 8 Z - 40°C/Z+20°C 12 —						
	The specifications listed at right shall be met when the capacitors are restored to 20°C after D.C. bias plus rated ripple current is applied for 2000 hours at 105°C, the peak voltage shall not exceed the rated voltage.	<table border="1"> <tr> <td>Capacitance change</td> <td>Within ±20% of the initial capacitance value</td> </tr> <tr> <td>tan δ</td> <td>200% or less than the initial specified value</td> </tr> <tr> <td>Leakage current</td> <td>Less than or equal to the initial specified value</td> </tr> </table>	Capacitance change	Within ±20% of the initial capacitance value	tan δ	200% or less than the initial specified value	Leakage current	Less than or equal to the initial specified value
Capacitance change	Within ±20% of the initial capacitance value							
tan δ	200% or less than the initial specified value							
Leakage current	Less than or equal to the initial specified value							
Shelf Life	After storing the capacitors under no load at 105°C for 1000 hours and then performing voltage treatment based on JIS C 5101-4 clause 4.1 at 20°C, they shall meet the requirements listed at right.	<table border="1"> <tr> <td>Capacitance change</td> <td>Within ±15% of the initial capacitance value</td> </tr> <tr> <td>tan δ</td> <td>150% or less than the initial specified value</td> </tr> <tr> <td>Leakage current</td> <td>Less than or equal to the initial specified value</td> </tr> </table>	Capacitance change	Within ±15% of the initial capacitance value	tan δ	150% or less than the initial specified value	Leakage current	Less than or equal to the initial specified value
	Capacitance change	Within ±15% of the initial capacitance value						
tan δ	150% or less than the initial specified value							
Leakage current	Less than or equal to the initial specified value							
Marking	Printed with white color letter on black sleeve.							

Drawing



Type numbering system (Example : 200V 330µF)



Frequency coefficient of rated ripple current

Frequency (Hz)	50	60	120	300	1 k	10k	50k or more
Coeff. 160 to 250V	0.81	0.85	1.00	1.17	1.32	1.45	1.50
315 • 400V	0.77	0.82	1.00	1.16	1.30	1.41	1.43

Minimum order quantity : 50pcs.

- Dimension table in next page.

LGJ₍₁₅₎

■ Dimensions

160V(2C)				
Cap. (μF)	Size φD × L(mm)	Rated ripple (mArms)	Leakage Current (mA)	Code
150	20 × 15	550	0.46	LGJ2C151MELY15
180	22 × 15	650	0.50	LGJ2C181MELZ15
220	25 × 15	800	0.56	LGJ2C221MELA15
270	30 × 15	950	0.62	LGJ2C271MELB15
330	30 × 15	1000	0.68	LGJ2C331MELB15
390	35 × 15	1200	0.74	LGJ2C391MELC15

180V(2Z)				
Cap. (μF)	Size φD × L(mm)	Rated ripple (mArms)	Leakage Current (mA)	Code
120	20 × 15	500	0.44	LGJ2Z121MELY15
150	22 × 15	600	0.49	LGJ2Z151MELZ15
180	25 × 15	750	0.54	LGJ2Z181MELA15
220	30 × 15	850	0.59	LGJ2Z221MELB15
270	30 × 15	1000	0.66	LGJ2Z271MELB15
330	35 × 15	1100	0.73	LGJ2Z331MELC15
390	35 × 15	1200	0.79	LGJ2Z391MELC15

200V(2D)				
Cap. (μF)	Size φD × L(mm)	Rated ripple (mArms)	Leakage Current (mA)	Code
100	20 × 15	450	0.42	LGJ2D101MELY15
120	22 × 15	550	0.46	LGJ2D121MELZ15
150	25 × 15	650	0.51	LGJ2D151MELA15
180	25 × 15	750	0.56	LGJ2D181MELA15
220	30 × 15	900	0.62	LGJ2D221MELB15
270	30 × 15	1000	0.69	LGJ2D271MELB15
330	35 × 15	1100	0.77	LGJ2D331MELC15

250V(2E)				
Cap. (μF)	Size φD × L(mm)	Rated ripple (mArms)	Leakage Current (mA)	Code
100	22 × 15	500	0.47	LGJ2E101MELZ15
120	25 × 15	600	0.51	LGJ2E121MELA15
150	30 × 15	700	0.58	LGJ2E151MELB15
180	30 × 15	750	0.63	LGJ2E181MELB15
220	35 × 15	900	0.70	LGJ2E221MELC15
270	35 × 15	1000	0.77	LGJ2E271MELC15

315V(2F)				
Cap. (μF)	Size φD × L(mm)	Rated ripple (mArms)	Leakage Current (mA)	Code
56	22 × 15	350	0.39	LGJ2F560MELZ15
68	25 × 15	400	0.43	LGJ2F680MELA15
82	30 × 15	450	0.48	LGJ2F820MELB15
100	30 × 15	500	0.53	LGJ2F101MELB15
120	35 × 15	550	0.58	LGJ2F121MELC15
150	35 × 15	600	0.65	LGJ2F151MELC15

400V(2G)				
Cap. (μF)	Size φD × L(mm)	Rated ripple (mArms)	Leakage Current (mA)	Code
39	22 × 15	300	0.37	LGJ2G390MELZ15
47	25 × 15	350	0.41	LGJ2G470MELA15
56	30 × 15	400	0.44	LGJ2G560MELB15
68	30 × 15	450	0.49	LGJ2G680MELB15
82	35 × 15	500	0.54	LGJ2G820MELC15
100	35 × 15	550	0.60	LGJ2G101MELC15

Rated ripple current (mArms) at 105°C 120Hz