Mod. IV Wire-Applied Housings

For termination of discrete wires. Receptacles mate with .025" square or round posts. Contacts are sold separately — order from the contacts listed below. Single and double row housings listed below are on .100" centerlines. **Contact Current Rating:** 3 amperes. **Housing Material:** Black thermoplastic — flame retardant. UL recognized, CSA certified.

Single Row — .100" Centers

Sold without contacts — See Mod. IV contacts below.

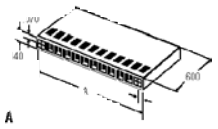

A

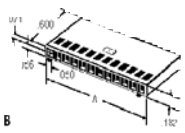

B

Non-Polarized — Stamped — Fig. A

Stock No.	Mfr.'s Type	No. of Pos.	A Dim.	EACH 1-99	EACH 100-499
512-6150	87499-3	2	0.205"	**.72**	**.65**
512-6152	87499-5	3	0.305"	**.51**	**.46**
512-6154	87499-7	4	0.405"	**.45**	**.40**
512-6156	87499-9	5	0.505"	**.36**	**.32**
512-6158	1-87499-1	6	0.605"	**.45**	**.40**
512-6161	87499-1	7	0.705"	**.60**	**.54**
512-6162	1-87499-3	8	0.805"	**.48**	**.43**
512-6164	1-87499-5	9	0.905"	**.63**	**.57**
512-6166	1-87499-7	10	1.005"	**.57**	**.51**
512-6151	2-87499-1	12	1.205"	**.60**	**.54**
512-6153	2-87499-5	14	1.405"	**.72**	**.65**
512-6155	2-87499-9	16	1.605"	**.78**	**.70**
512-9094	3-87499-4	18	1.805"	**.81**	**.73**
512-6159	3-87499-7	20	2.005"	**.93**	**.83**

Polarized (with detent latching) — Stamped — Fig. B

512-6170	102241-1	3	0.300"	**.24**	**.22**
512-6172	102241-2	4	0.400"	**.27**	**.24**
512-6174	102241-3	5	0.500"	**.30**	**.27**
512-6176	102241-4	6	0.600"	**.33**	**.30**
512-6173	102241-6	8	0.800"	**.39**	**.35**
512-6177	102241-8	10	1.000"	**.48**	**.43**
512-6163	1-102241-0	12	1.200"	**.54**	**.48**
512-6165	1-102241-2	14	1.400"	**.60**	**.54**

Double Row — .100" × .100" Centers

Sold without contacts — See Mod. IV contacts below.

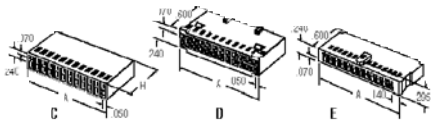

C D E

Non-Polarized — Stamped — Fig. C

Stock No.	Mfr.'s Type	No. of Pos.	A Dim.	EACH 1-99	EACH 100-499
512-6171	87456-2	6	0.300"	**.90**	**.81**
512-6180	87456-4	8	0.400"	**.93**	**.83**
512-6182	87456-6	10	0.500"	**.96**	**.86**
512-6186	1-87456-0	14	0.700"	**1.05**	**.94**
512-6190	1-87456-6	20	1.000"	**1.32**	**1.18**
512-6192	2-87456-2	26	1.300"	**1.55**	**1.40**
512-6179	2-87456-6	30	1.500"	**2.03**	**1.83**
512-6194	3-87456-0	34	1.700"	**2.06**	**1.86**
512-6196	3-87456-6	40	2.000"	**2.33**	**2.10**
512-6198	4-87456-0	50	2.500"	**2.81**	**2.53**

Polarized (with detent latching) — Stamped — Fig. D

512-6200	87631-2	6	0.300"	**.87**	**.78**
512-6202	87631-4	8	0.400"	**.93**	**.83**
512-6204	87631-6	10	0.500"	**.99**	**.89**
512-6206	87631-8	12	0.600"	**1.08**	**.97**
512-6208	1-87631-0	14	0.700"	**1.14**	**1.02**
512-6210	1-87631-2	16	0.800"	**1.26**	**1.13**
512-6212	1-87631-6	20	1.000"	**1.46**	**1.32**
512-6214	2-87631-2	26	1.300"	**1.70**	**1.53**
512-6181	2-87631-6	30	1.500"	**1.91**	**1.72**
512-6183	3-87631-0	34	1.600"	**2.12**	**1.91**
512-6216	3-87631-6	40	2.000"	**2.33**	**2.10**
512-6218	4-87631-2	50	2.500"	**2.87**	**2.58**

Center Polarized — Stamped — Fig. E

512-6220	102387-1	10	0.680"	**1.02**	**.91**
512-6222	102387-2	14	0.880"	**1.08**	**.97**
512-6224	102387-3	16	0.980"	**1.26**	**1.13**
512-6226	102387-4	20	1.180"	**1.44**	**1.29**
512-6228	102387-6	26	1.480"	**1.58**	**1.43**
512-6230	102387-8	34	1.880"	**2.00**	**1.80**
512-6232	102387-9	40	2.180"	**2.21**	**1.99**
512-6234	1-102387-0	50	2.680"	**2.72**	**2.45**

Locking Clip Contact Housings

Material: Glass-filled Nylon, UL94V-0 Rated.

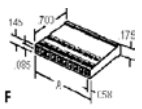

F

G

Single Row — Unstamped — Fig. F

Stock No.	Mfr.'s Type	No. of Pos.	A Dim.	EACH 1-99	EACH 100-499
512-6250	87175-2	1	0.108"	**.34**	**.31**
512-6252	87175-6	2	0.216"	**.49**	**.44**
512-6254	87175-8	3	0.316"	**1.06**	**.96**
512-6256	1-87175-0	4	0.416"	**.66**	**.59**
512-6258	1-87175-2	5	0.516"	**.66**	**.61**
512-6260	1-87175-4	6	0.616"	**1.49**	**1.34**
512-6262	1-87175-6	7	0.716"	**1.52**	**1.37**
512-6264	1-87175-8	8	0.816"	**1.91**	**1.72**
512-6269	2-87175-1	10	1.016"	**1.84**	**1.66**

Double Row — Unstamped

512-6187	87133-1	4	0.216"	**1.48**	**1.33**
512-6189	87133-7	6	0.316"	**1.44**	**1.30**
512-6193	87133-9	8	0.416"	**3.54**	**3.18**
512-6195	87133-2	10	0.516"	**1.62**	**1.46**
512-6197	1-87133-1	12	0.616"	**2.12**	**1.91**

Locking Clip Contacts — Fig. G

Stock No.	Mfr.'s Type	AWG	Ins. Dia. (Max.)	Plating Code	EACH 1-99	EACH 100-499
512-6199	87191-1	30-28	0.039"	*	**.37**	**.33**
512-6275	87165-1	26-22	0.062"	*	**.32**	**.29**

*Sel. Gold/Nickel.

8

Keying Plug

Note: Mod. IV uses the same keying plugs and extraction/lance reset tool as the MT-Series.
512-6270. Model 87179-1. **1-99**.....**EACH** **.10**
100-499.....**EACH** **.09**

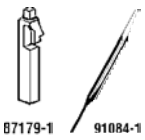

87179-1 91084-1

Extraction Tool

512-9118. Model 91084-1.....**EACH** **31.62**

Crimp Tools

512-9116. 90289-1. For 26-22 AWG Wire .....**EACH** **438.60**

Mod. IV Crimp Snap-in Contacts

6 Types of Plating
1. 30 Gold Duplex
2. 15 Gold Duplex
3. 30 Sel. Gold/Nickel A
4. 15 Gold Select/Nickel
5. Br. Tin-Lead/Nickel A
6. Br. Tin-Lead/Nickel B

H

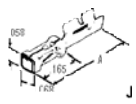

J

Pin with Insulation Support — Fig. H

Stock No.	Mfr.'s Type	AWG	Ins. Dia. (Max.)	Plating Code	EACH 1-99	EACH 100-499
512-6276	102107-2	26-22	0.061"	3	**.32**	**.29**
512-6277	102107-3	26-22	0.061"	5	**.12**	**.11**

Receptacles with Insulation Support — Fig. J

Standard Pressure. Material: Phosphor Bronze.

Stock No.	Mfr.'s Type	AWG	Ins. Dia. (Max.)	Plating Code	EACH 1-99	EACH 100-499
512-6203	1-102316-3	32-27	0.040"	2	**.21**	**.19**
512-6205	1-102316-4	32-27	0.040"	1	**.22**	**.19**
512-6280	87756-7	26-22	0.061"	6	**.13**	**.12**
512-6282	1-87756-6	26-22	0.061"	2	**.21**	**.19**
512-6284	1-87756-8	26-22	0.061"	1	**.22**	**.19**
512-6286	87523-6	24-20	0.069"	6	**.13**	**.11**
512-6288	1-87523-6	24-20	0.069"	2	**.21**	**.19**
512-6290	1-87523-9	24-20	0.069"	1	**.22**	**.19**

Standard Pressure. Material: Beryllium Copper.

512-6292	87667-5	26-22	0.061"	4	**.27**	**.24**
512-6294	87667-2	26-22	0.061"	3	**.30**	**.27**
512-6296	86016-5	24-20	0.069"	4	**.30**	**.27**
512-6298	86016-2	24-20	0.069"	3	**.27**	**.24**

Intermediate Pressure. Material: Beryllium Copper.

Stock No.	Mfr.'s Type	AWG	Ins. Dia. (Max.)	Plating Code	EACH 1-99	EACH 100-499
512-6207	102918-2	32-27	0.040"	3	**.50**	**.45**
512-6300	102548-6	26-22	0.061"	3	**.33**	**.30**
512-6302	87046-4	24-20	0.069"	6	**.25**	**.23**
512-6304	87046-1	24-20	0.069"	4	**.30**	**.27**
512-6306	87046-3	24-20	0.069"	3	**.34**	**.30**

High Pressure. Material: Phosphor Bronze.

512-6209	103455-2	32-27	0.040"	3	**.36**	**.32**
512-6308	102128-2	26-22	0.061"	6	**.16**	**.15**
512-6310	102128-1	26-22	0.061"	3	**.26**	**.23**
512-6312	1-87309-4	24-20	0.069"	3	**.26**	**.24**

Crimping Tools for Mod. IV Contacts
512-9145. Model 90418-1. 26-22 AWG .....**EACH** **488.88**
512-9146. Model 90202-2. 24-20 AWG .....**EACH** **488.88**

Mod. II Receptacle Assemblies Closed Entry, 0.100 × 0.100 Centers

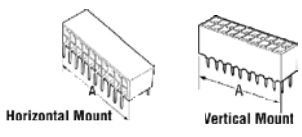

Horizontal Mount — End to End Stackable

Stock No.	Mfr.'s Type	No. of Pos.	A Dim.	EACH 1-49	EACH 50-99	EACH 100-499
512-6213	6-535512-2	6	0.340"	**1.71**	**1.55**	**1.42**
512-6215	6-535512-3	8	0.440"	**2.24**	**2.04**	**1.87**
512-6217	535512-1	12	0.640"	**2.06**	**1.86**	**1.55**
512-6221	1-535512-8	16	0.840"	**3.79**	**3.41**	**2.84**
512-6223	535512-2	20	1.040"	**2.08**	**1.87**	**1.70**

Vertical Mount

512-6227	534206-8	16	0.800"	**2.08**	**1.89**	**1.73**
512-6229	1-534206-0	20	1.000"	**1.57**	**1.41**	**1.18**
512-6231	1-534206-3	26	1.300"	**2.70**	**2.43**	**2.02**
512-6233	2-534206-0	40	2.000"	**2.89**	**2.60**	**2.17**

Mod. IV Receptacle Assemblies Closed Entry, Low Profile, .100 × .100 Centers

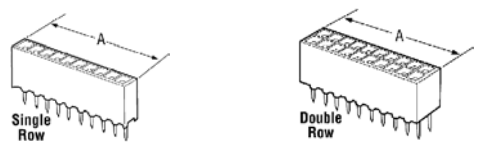

Single Row

Stock No.	Mfr.'s Type	No. of Pos.	A Dim.	EACH 1-49	EACH 50-99	EACH 100-499
512-6235	1-535541-0	12	1.200"	**1.29**	**1.16**	**.97**
512-6236	2-535541-8	30	3.000"	**2.84**	**2.58**	**2.36**

Double Row

512-6237	534998-4	8	0.400"	**1.54**	**1.39**	**1.16**
512-6238	534998-7	14	0.700"	**1.84**	**1.65**	**1.38**
512-6239	1-534998-0	20	1.000"	**2.31**	**2.08**	**1.73**
512-6240	1-534998-3	26	1.300"	**2.81**	**2.53**	**2.11**
512-6241	2-534998-0	40	2.000"	**3.83**	**3.45**	**2.87**
512-6242	3-534998-0	60	3.000"	**5.42**	**4.88**	**4.06**