

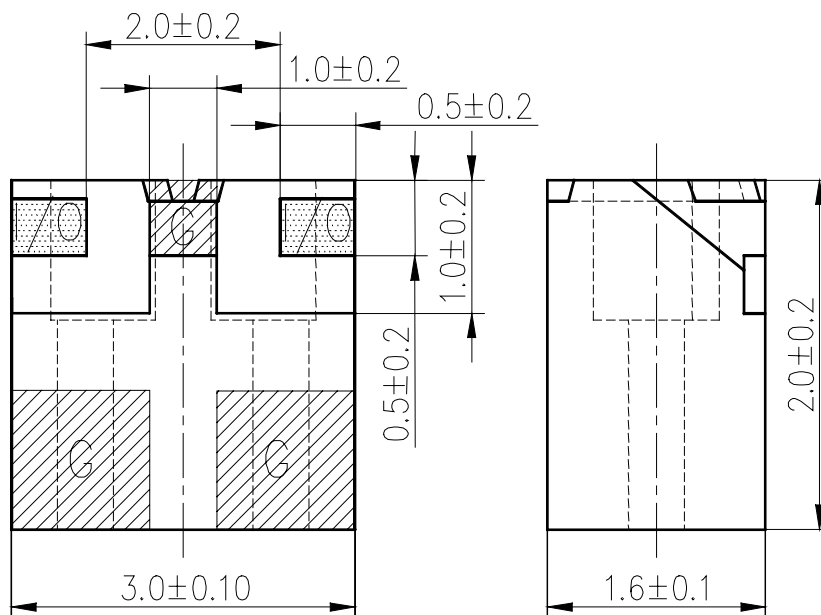
## Features

- SMD filter consisting of coupled resonators with stepped impedances
- $\text{MgTiO}_3 - \text{CaTiO}_3$  ( $\epsilon_r = 21$  /  $TC_f = 0 \pm 10$  ppm/K) with a coating of copper ( $10\mu\text{m}$ ) and tin ( $>5\mu\text{m}$ )
- Excellent reflow solderability, no migration effect due to copper/tin metallization

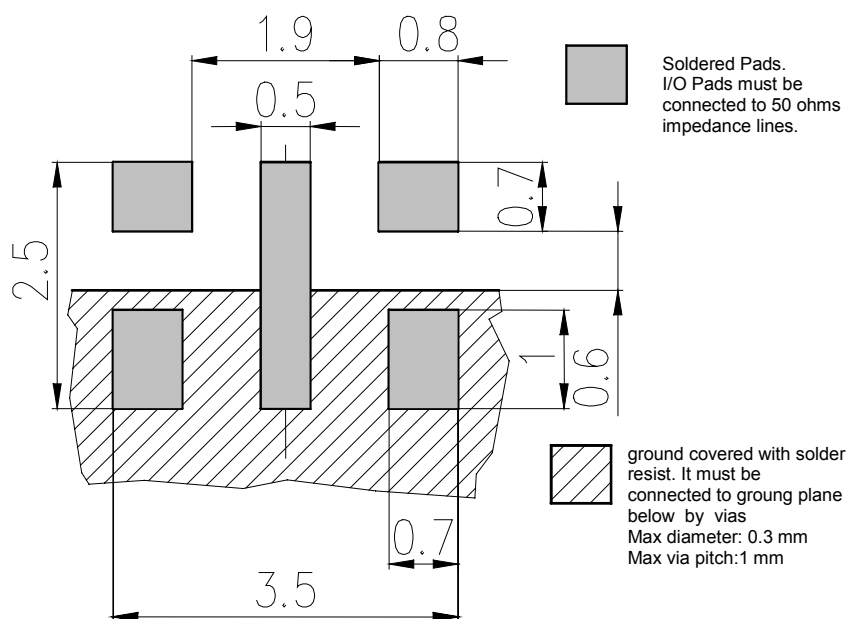
## Index

- |        |   |
|--------|---|
| Page 2 | <ul style="list-style-type: none"> <li>● Component drawing</li> <li>● Recommended footprint</li> </ul>                                    |
| Page 3 | <ul style="list-style-type: none"> <li>● Characteristics</li> <li>● Maximum ratings</li> <li>● Typical passband characteristic</li> </ul> |
| Page 4 | <ul style="list-style-type: none"> <li>● Processing information</li> <li>● Soldering requirements</li> <li>● Delivery mode</li> </ul>     |

ISSUE DATE	19.03.04	ISSUE	P2	PUBLISHER	SAW MWC PD	PAGE	1/4
------------	----------	-------	----	-----------	------------	------	-----

**Preliminary Data Sheet**
**Component drawing**


View from below onto the solder terminals and view from beside

**Recommended footprint**


## Preliminary Data Sheet

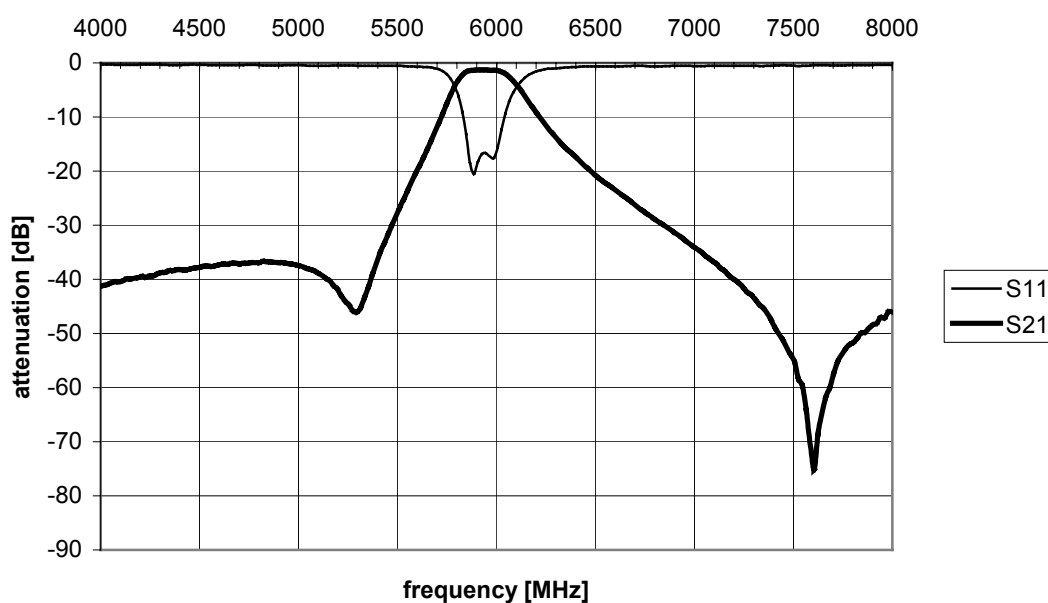
## Characteristics

		min.	typ.	max.	
Center frequency	$f_c$	-	5867.5	-	MHz
Insertion loss	$\alpha_{IL}$		1.2	1.4	dB
Passband	$B$	15			MHz
Standing wave ratio	$SWR$		1.5	2.0	
Impedance	$Z$		50		$\Omega$
Power	$P$			1.0	W
Attenuation	$\alpha$				
	at 4061.5 MHz	40			dB
	at 5732.5 MHz	8			dB

## Maximum ratings

IEC climatic category (IEC 68-1)		- 40/+ 90/56	
Operating temperature	$T_{op}$	-40 / + 85	°C

## Typical passband characteristic

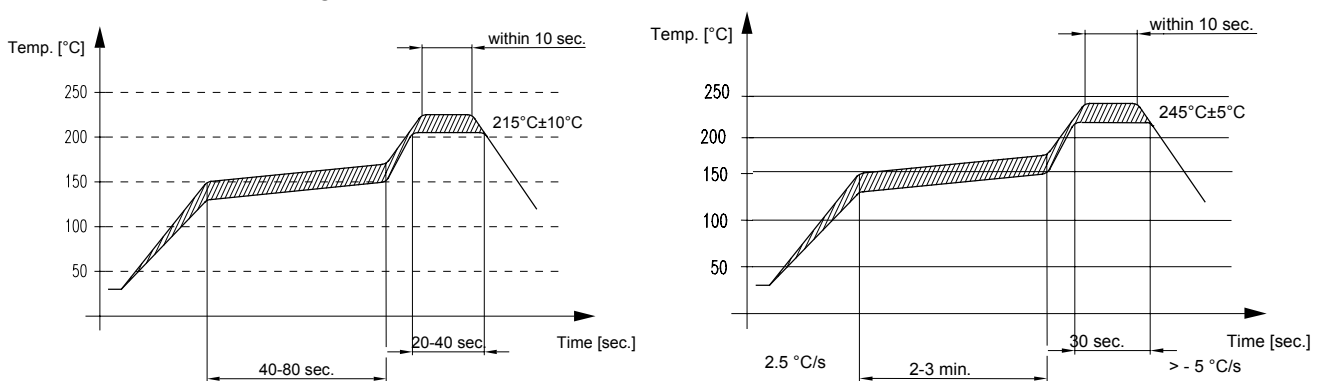


**Preliminary Data Sheet**
**Processing information**

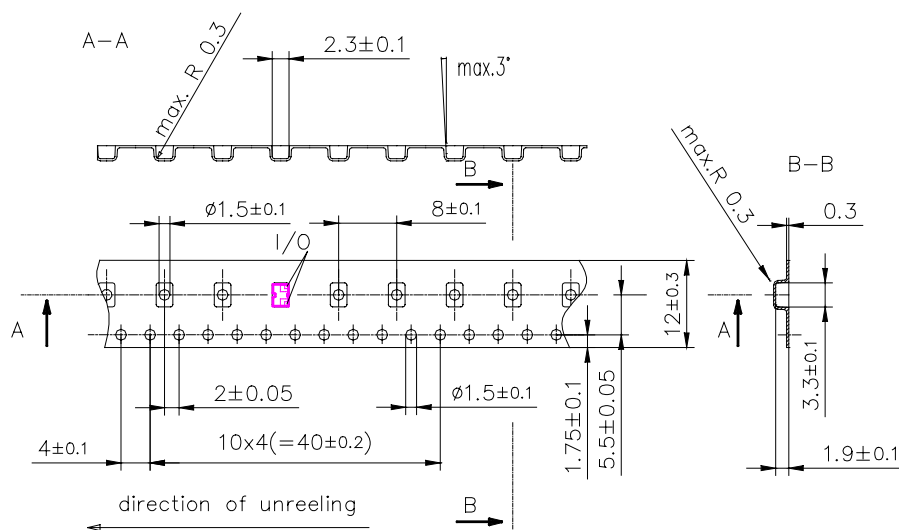
- Wettability acc. to IEC 68-2-58:  $\geq 75\%$  (after aging)

**Soldering Requirements**

	Profile for eutectic SnPb solder paste	Profile for leadfree solder paste	
Soldering type	reflow	reflow	
Maximum soldering temperature (measuring point on top surface of the component)	235 (max. 2 sec.) 225 (max. 10 sec.)	260 (max. 2 sec.) 250 (max. 10 sec.)	°C °C

**Recommended soldering conditions (infrared):**

**Delivery mode**

- Blister tape acc. to IEC 286-3, PS, grey
- Pieces/tape: 4000.



© EPCOS AG 2001. All Rights Reserved. Reproduction, publication and dissemination of this data sheet, enclosures hereto and the information contained therein without EPCOS' prior express consent is prohibited.

The information contained in this data sheet describes the type of component and shall not be considered as guaranteed characteristics. Purchase orders are subject to the General Conditions for the Supply of Products and Services of the Electrical and Electronics Industry recommended by the ZVEI (German Electrical and Electronic Manufacturers' Association), unless otherwise agreed.

ISSUE DATE	19.03.04	ISSUE	P2	PUBLISHER	SAW MWC PD	PAGE	4/4
------------	----------	-------	----	-----------	------------	------	-----