~~THIS DRAWING IS UNPUBLISHED.~~ RELEASED FOR PUBLICATION ,1998 .
© COPYRIGHT 1998 BY AMP INCORPORATED.ALL RIGHTS RESERVED.

LOC	DIST
J	—

REVISIONS
変更

P	LTR	DESCRIPTION	ECN	DATE	DWN	APVD
	0	制定 (RELEASED)	FJ00-0653-98	02APR'98	Y.K	I.H
	A	変更 (REVISED)	FJ00-0131-99	03MAR'99	Y.K	I.H
	B	変更 (REVISED)	FJD0-0060-05	8FEB'05	Y.K	DM

-1;本図
-1;AS SHOWN

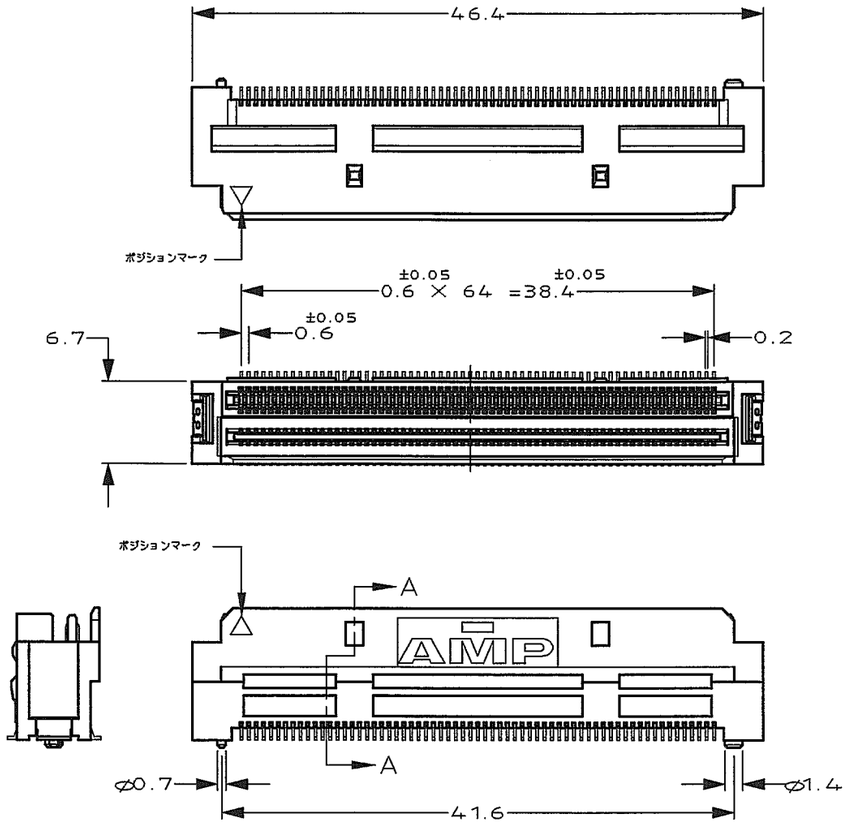

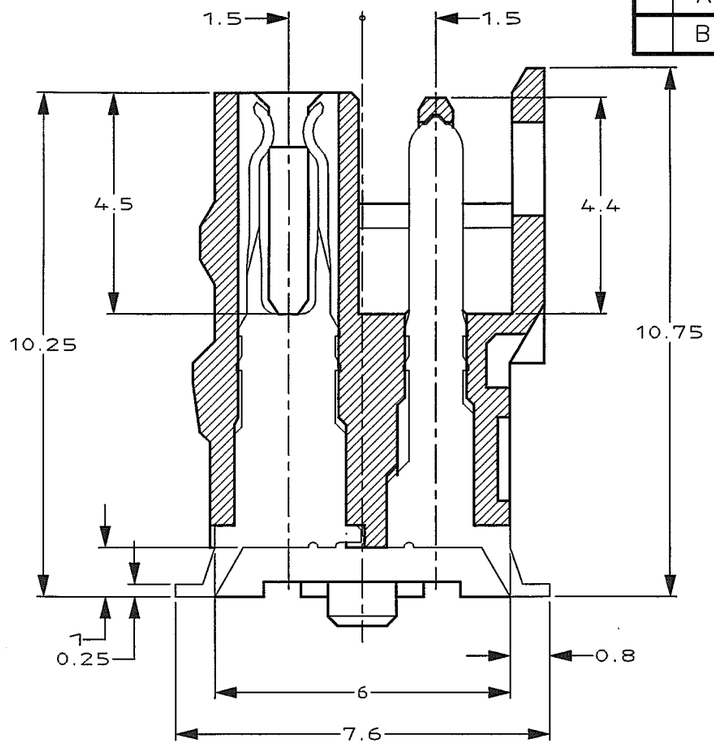

SECT "A-A"
(SCALE 8:1)

注 記

1. 材料 ; ハウジング : 液晶ポリマー
コンタクト : 銅合金

2. 仕上げ ; 全面ニッケル下地 1.3μ MIN
接点部 金めっき 0.5μ MIN
半田付部 金フラッシュ
ペグ 錫めっき 2 μ MIN

3. コプラナリティ 0.1 MAX

4. 本型番の梱包形態はチューブ
(チューブ型番8-912064-4.)

NOTES

1. MATERIAL;HOUSING:LCP
CONTACT:COPPER ALLOY

2. FINISH;
UNDER Ni 1.3μm MIN ALL OVER
CONTACT AREA:Au 0.5μm MIN.
SOLDERING AREA:Au FLASH
PEG ; Sn 2 μm MIN.

3. COPLANARITY 0.1MAX

4. PACKING MATERIAL : TUBE(8-912064-4)

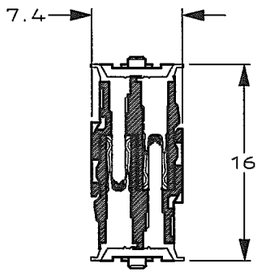

嵌合時参考寸法
MATING DIMENSION

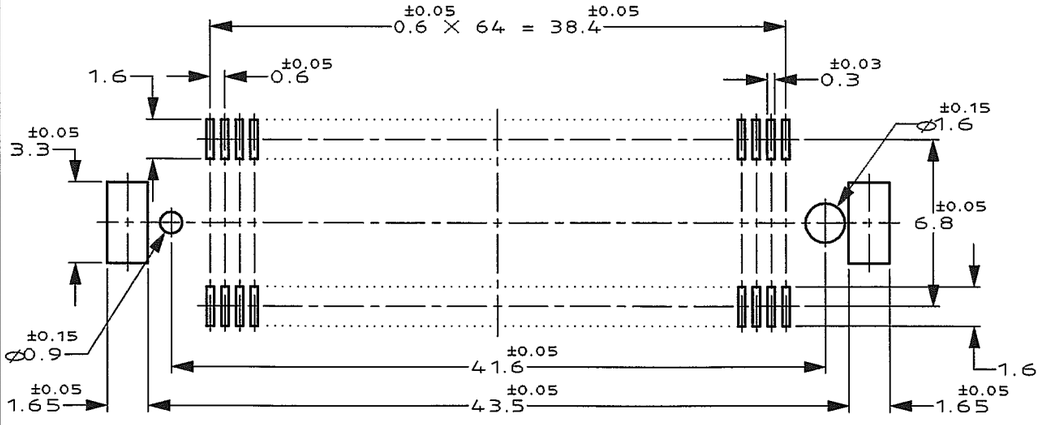

推奨基板取付寸法
RECOMMENDED P.C.BOARD LAYOUT

WIRE RANGE 抱合電線断面積	INSULATION DIA 被覆外径

THIS DRAWING IS A CONTROLLED DOCUMENT FOR AMP INCORPORATED. IT IS SUBJECT TO CHANGE AND THE CONTROLLING ENGINEERING ORGANIZATION SHOULD BE CONTACTED FOR THE LATEST REVISION.

DIMENSIONS: 単位 特 mm

TOLERANCES UNLESS OTHERWISE SPECIFIED
一般公差
10以 : ±0.2
30以 >10 : ±0.25
100以 >30 : ±0.3
ANGLE : ±3°

MATERIAL 材料 注記 1 参照 SEE NOTE 1

FINISH 仕上 注記 2 参照 SEE NOTE 2

DWN Y.KATO 01APR'98
CHK I.HASEGAWA 02APR'98
APVD I.HASEGAWA 02APR'98
PRODUCT SPEC 製品規格
APPLICATION SPEC 取付適用規格
WEIGHT

tyco Electronics
Tyco Electronics AMP K.K.
Kawasaki,Japan

NAME 名称: Z-STACK コネクタ 130極 (TYPE F16)
Z-STACK CONN.130P

SIZE	CAGE CODE	DRAWING NO 番号	
A3	00779	C- 1123677	

CUSTOMER DRAWING

SCALE 尺度 2:1 SHEET 1 OF 1 REV B

AMP1470-19 REV 10/93

顧客用図面