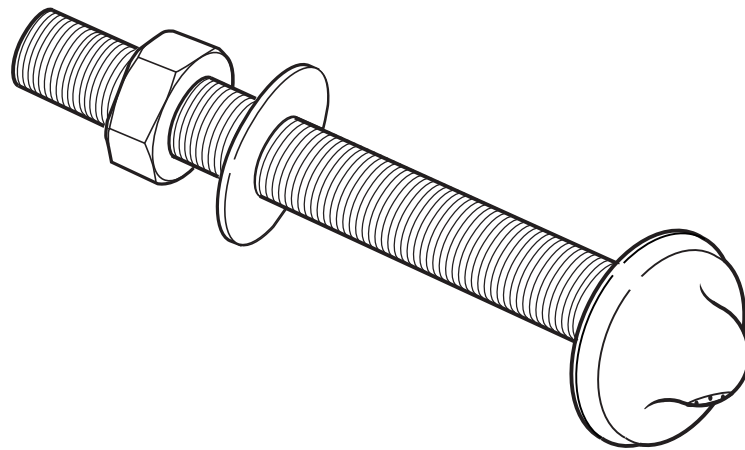




Product Specification Sheet

Senselec Anti-Ligature Basin Spout and Showerhead



An anti-ligature, anti-vandal basin spout and showerhead.

Product Features and Benefits

- Low smooth profile **prevents ligature or grab points.**
- **High quality** chrome plating for **long life.**
- 6LPM (basin) and 8LPM (shower) flow regulators fitted for **economy** and **stable flow.**
- Available in **cross wall and panel mounted** variations.
- Complete with **unique anti-rotation plate** to **prevent movement and aid installation.**
- **Removeable spray grid** for cleaning and disinfection.

Senselec Anti-Ligature Basin Spout and Showerhead

Description

A high quality solid brass, nickel plated basin spout/showerhead for use in secure environments. The low profile smooth design does not provide any ligature or grab points so is ideal for installations where security is an issue. A unique anti-rotation plate is included to prevent the rotation of the head and to aid in the installation.

Cross wall (up to 160mm thickness) and panel mount versions are available.

Product Range

- SENS 510 100: Anti-ligature basin spout - cross wall
- SENS 510 110: Anti-ligature basin spout - panel mount
- SENS 510 115: Anti-ligature showerhead - cross wall
- SENS 510 120: Anti-ligature showerhead - panel mount

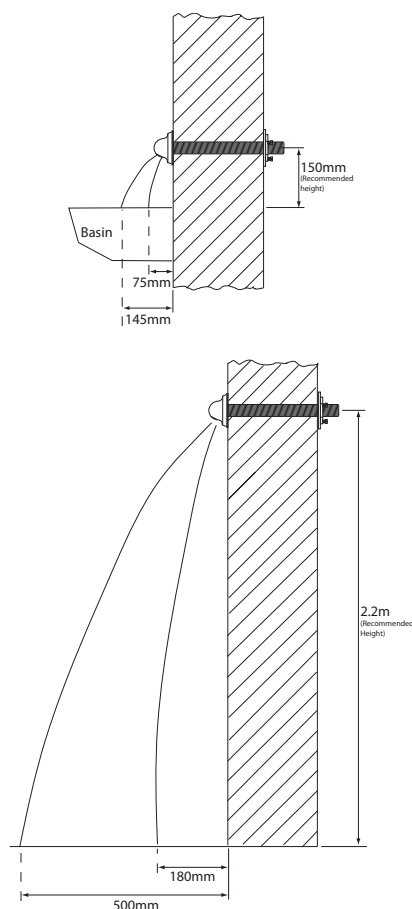
Materials

Body: Standard brass


Flow Rates

Basin spout: 6 LPM flow regulator fitted
Showerhead: 8 LPM flow regulator fitted

Typical Installation



Dimensions



All dimensions are in mm unless otherwise stated

Specifications

Maximum working pressure: 6 Bar
Minimum working pressure: 0.5 Bar
Maximum working temperature: 90°C
Minimum working temperature: 2°C

How to Specify

A solid brass bodied basin spout/showerhead, must be low profile anti-ligature and anti-rotation ring and 6LPM (basin) and 8LPM shower flow regulators. (Include correct product code).

Guarantee

All Reliance® products undergo strict performance tests prior to despatch, and are guaranteed against faulty materials and workmanship for one year from date of purchase. This is in addition to any statutory rights.



Reliance Water Controls®
Worcester Road, Evesham, Worcestershire, WR11 4RA, UK
Tel: +44 (0)1386 712400 Fax: +44 (0)1386 712401 www.rwc.co.uk

