

Features

- Single Turn / Cermet / Industrial / Sealed
- Available on tape and reel
- Available with a knob for finger adjust
- Available with extended shaft
- Available with cross-slot rotor
- Top and side adjust types (F, P, H, W, X most popular)
- RoHS compliant* version available
- For trimmer applications/processing guidelines, click here

3386 - 3/8 " Square Trimpot® Trimming Potentiometer

Electrical Characteristics

Standard Resistance Range
.....10 ohms to 2 megohms
(see standard resistance table)
Resistance Tolerance ..... ±10 % std.
(tighter tolerance available)
Absolute Minimum Resistance
.....2 ohms max.
Contact Resistance Variation
..... 2 % or 3 ohms max.
(whichever is greater)
Adjustability
Voltage Divider ..... ±0.05 %
Rheostat..... ±0.15 %
Resolution ..... Infinite
Insulation Resistance ..... 500 vdc.
1,000 megohms min.
Dielectric Strength
Sea Level..... 900 vac
70,000 Feet ..... 350 vac
Adjustment Angle ..... 280 ° nom.

Environmental Characteristics

Power Rating (300 volts max.)
85 °C .....0.5 watt
125 °C .....0 watt
Temperature Range ... -55 °C to +125 °C
Temperature Coefficient ... ±100 ppm/°C
Seal Test .....85 °C Fluorinert†
Humidity .....MIL-STD-202 Method 103
96 hours
(2 % ΔTR, 10 Megohms min.)
Vibration ..... 30 G (1 % ΔTR; 1 % ΔVR)
Shock ..... 100 G (1 % ΔTR; 1 % ΔVR)
Load Life.. 1,000 hours 0.5 watt @ 70 °C
(3 % ΔTR; 3 % or 3 ohms,
whichever is greater, CRV)
Rotational Life .....200 cycles
(4 % ΔTR; 3 % or 3 ohms,
whichever is greater, CRV)

Physical Characteristics

Mechanical Angle ..... 310 ° nom.
Torque..... 5.0 oz-in. max.
Stop Strength ..... 15.0 oz -in. min.
Terminals ..... Solderable pins
Weight ..... 0.03 oz.
Marking..... Manufacturer's trademark, resistance code, wiring diagram, date code, manufacturer's model number and style
Flammability ..... U.L. 94V-0
Standard Packaging.....50 pcs. per tube
Wiper ..... 50 % (Actual TR) ±10 %
Adjustment Tool..... H-90

*RoHS Directive 2002/95/EC Jan. 27, 2003 including annex and RoHS Recast 2011/65/EU June 8, 2011.
†"Fluorinert" is a registered trademark of 3M Co.
Specifications are subject to change without notice.
The device characteristics and parameters in this data sheet can and do vary in different applications and actual device performance may vary over time.
Users should verify actual device performance in their specific applications.

Product Dimensions

Common Dimensions
Side Adjust Models B,C,J,X

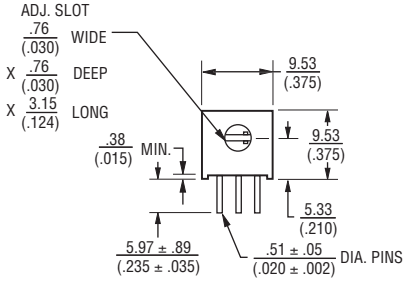

Common Dimensions
Side Adjust Models H,S,W

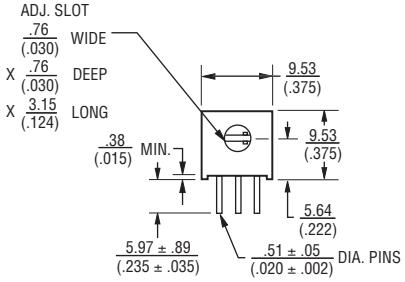

3386B

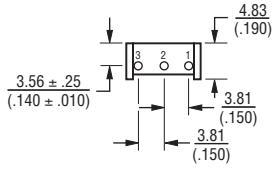

3386H

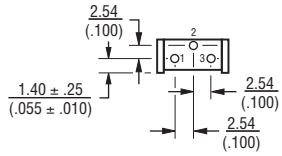

3386C

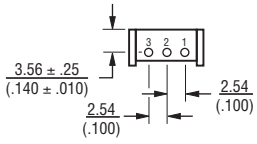

3386S

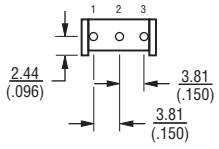

3386J

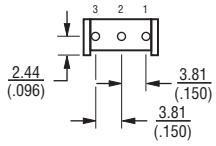

3386W

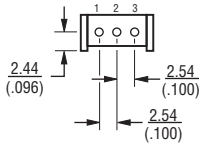

3386X

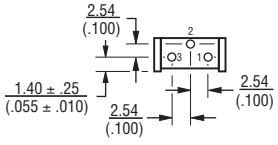

DIMENSIONS: MM (INCHES)

TOLERANCES: ± 0.25 (.010) EXCEPT WHERE NOTED

Standard Resistance Table

Resistance (Ohms)	Resistance Code
10	**100**
20	**200**
50	**500**
100	**101**
200	**201**
500	**501**
1,000	**102**
2,000	**202**
5,000	**502**
10,000	**103**
20,000	**203**
25,000	**253**
50,000	**503**
100,000	**104**
200,000	**204**
250,000	**254**
500,000	**504**
1,000,000	**105**
2,000,000	**205**

Popular distribution resistance values listed in boldface. Special resistances available.

How To Order

3386 P - 1 - 103 T __ LF

Model
Style
Standard or Modified Product Indicator
-1 = Standard Product
-EY5 = Extended Shaft
Resistance Code
Optional Suffix Letter
T = Knob**
Packaging Designator
Blank = Tube (Standard)
R = Tape & Reel (W and U Pin Styles Only)
A = Ammo Pack (W and U Pin Styles Only)
Terminations
LF = 100 % Tin-plated (RoHS compliant)
Blank = 90 % Tin / 10 % Lead-plated (Standard)

**Knob option is available only in standard tube packaging.
Consult factory for other available options.

Product Dimensions

Common Dimensions
Top Adjust Models F,G,K,P,R,U,V,Y

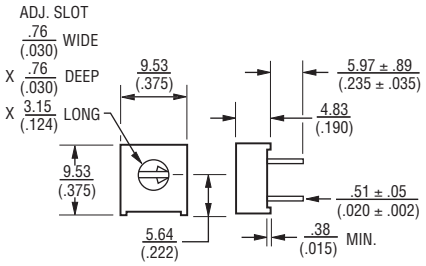

3386F

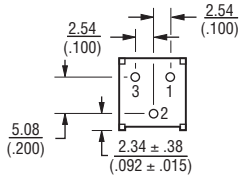

3386G

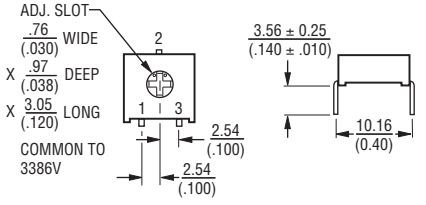

3386K

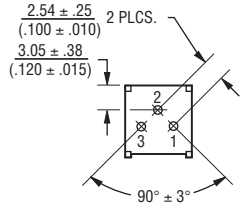

3386P

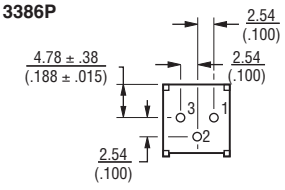

3386R

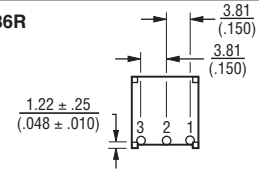

3386U

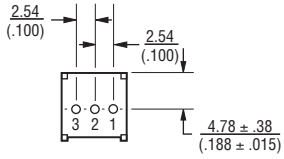

3386V

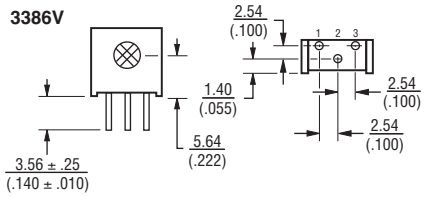

3386Y

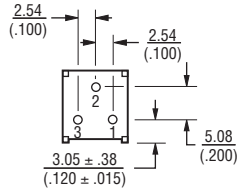

Common Dimensions
Top Adjust Models M,T

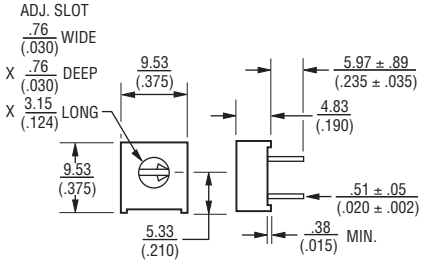

3386M

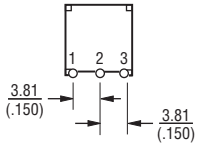

3386T

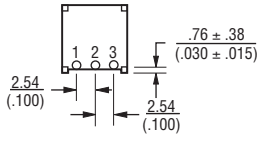

3386H-EY5
3386X-EY5 – SHOWN

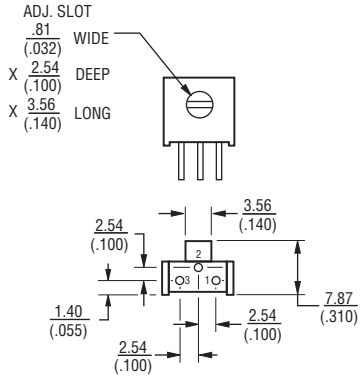

3386P-EY5

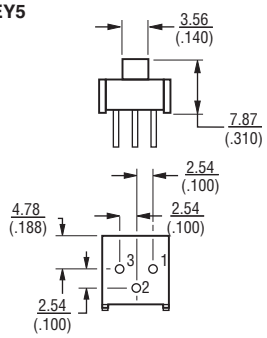

The Model 3386 is available with a knob for finger adjustment. Add suffix letter "T" to order code for F, P and X terminal styles.

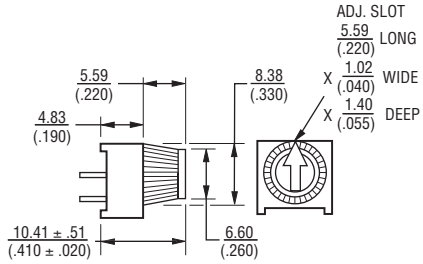

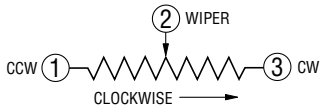

DIMENSIONS: MM (INCHES)

TOLERANCES: ± 0.25 (.010) EXCEPT WHERE NOTED

Specifications are subject to change without notice.
The device characteristics and parameters in this data sheet can and do vary in different applications and actual device performance may vary over time.
Users should verify actual device performance in their specific applications.

Packaging Specifications

SIDE ADJUST
3386W-1

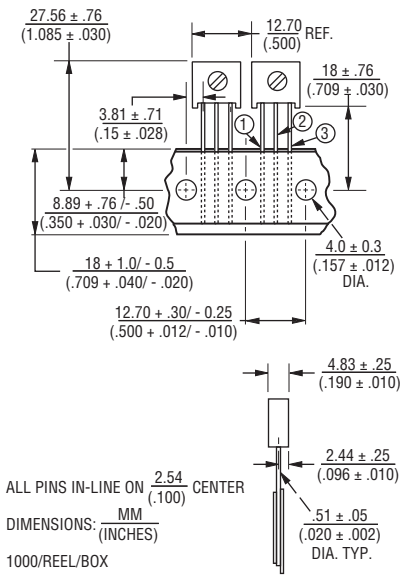

TOP ADJUST
3386U-1

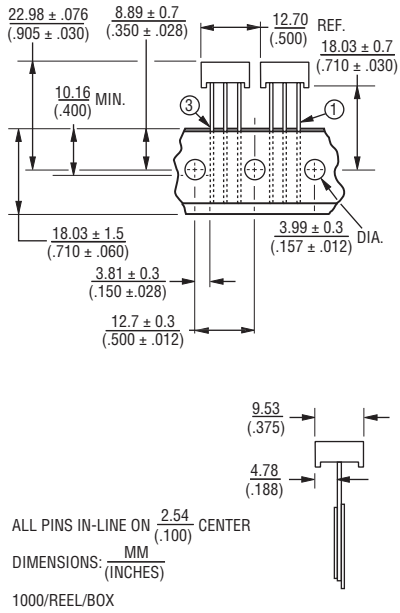

Meets EIA Specification 468.

DIMENSIONS: MM (INCHES)

“Trimpot” is a registered trademark of Bourns, Inc.
Specifications are subject to change without notice.
The device characteristics and parameters in this data sheet can and do vary in different applications and actual device performance may vary over time.
Users should verify actual device performance in their specific applications.