


## MODIFIED .025" SQ POST HEADERS

(2.54 mm) .100" PITCH • MTSW/HMTSW SERIES



### MTSW/HMTSW

#### Board Mates:

SSW, SSQ, ESW,  
ESQ, BCS, BSW  
CES, SLW, HLE, SSM

#### Cable Mates:

IDSD, IDSS

### SPECIFICATIONS

#### Insulator Material:

MTSW: Black Glass  
Filled Polyester  
HMTSW: Natural Liquid  
Crystal Polymer

#### Terminal Material:

Phosphor Bronze

#### Plating:

Au or Sn over  
50 μ" (1.27 μm) Ni

#### Operating Temp Range:

-55 °C to +125 °C with Gold  
-55 °C to +105 °C with Tin

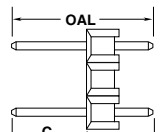

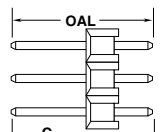
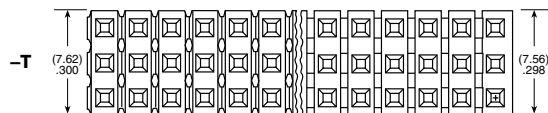
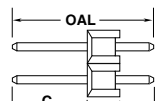
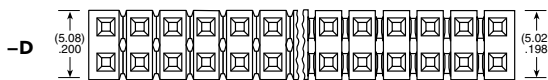
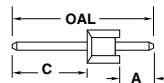
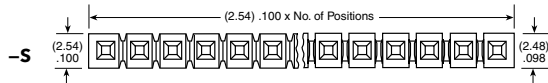
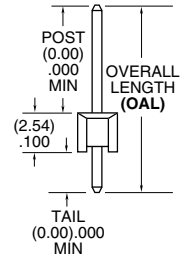
### PROCESSING

#### Lead-Free Solderable:

MTSW: No, Lead Wave Only  
HMTSW: Yes

SERIES	PIN CENTERS	NO. PINS PER ROW	LEAD STYLE
<b>MTSW</b> = Modified Strip	<b>-1</b> = (2.54 mm) .100" Pitch (All positions filled)	<b>01 thru 50</b> = .100" (2.54 mm) Center Version	Specify <b>LEAD STYLE</b> from chart
<b>HMTSW</b> = Hi-Temp Modified Strip	<b>-2</b> = (5.08 mm) .200" Pitch (Every other position filled)	<b>02 thru 25</b> = .200" (5.08 mm) Center Version	

LEAD STYLE	OAL
-05	(8.51) .335
-06	(7.62) .300
-07	(10.92) .430
-08	(13.46) .530
-09	(18.54) .730
-10	(21.08) .830
-11	(23.62) .930
-12	(26.16) 1.030
-13	(31.24) 1.230
-21	(36.32) 1.430
-22	(16.00) .630
-23	(11.30) .445
-24	(12.19) .480
-27	(33.78) 1.330
-28	(28.70) 1.130



MTSW


HMTSW

Straight Pin Versions: A=OAL-C- (2.54) .100"

FOR "A" = (2.29) .090		
LEAD STYLE	OAL	C MAXIMUM STRAIGHT
-05	(8.51) .335	(5.97) .235
-06	(7.62) .300	(2.79) .110
-07	(10.92) .430	(6.10) .240
-08	(13.46) .530	(8.64) .340
-09	(18.54) .730	(13.72) .540
-10	(21.08) .830	(16.26) .640
-11	(23.62) .930	(18.80) .740
-12	(26.16) 1.030	(21.34) .840
-13	(31.24) 1.230	(26.42) 1.040
-21	(36.32) 1.430	(31.50) 1.240
-22	(16.00) .630	(11.18) .440
-23	(11.30) .445	(6.48) .255
-24	(12.19) .480	(7.37) .290
-27	(33.78) 1.330	(28.96) 1.140
-28	(28.70) 1.130	(23.88) .940

#### Note:

These Series are  
non-standard, non-returnable.



**PLATING OPTION**

- F**  
= Gold flash on post,  
Matte Tin on tail
- L**  
= 10 μ" (0.25 μm)  
Gold on post,  
Matte Tin on tail
- G**  
= 10 μ" (0.25 μm)  
Gold on post,  
Gold flash on balance
- T**  
= Matte Tin

**ROW OPTION**

- S**  
= Single Row
- D**  
= Double Row
- T**  
= Triple Row
- Q**  
= Double Row  
.200" (5.08 mm)  
row space

**POST HEIGHT**

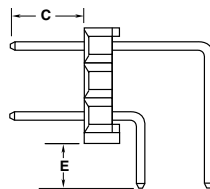
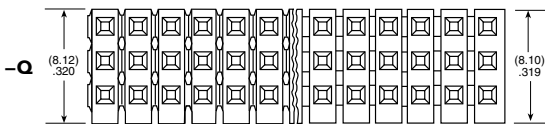
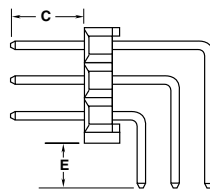
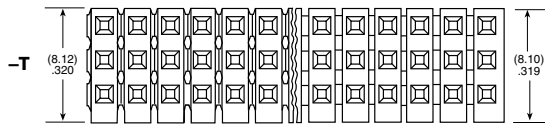
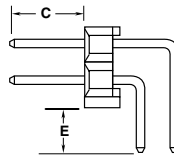
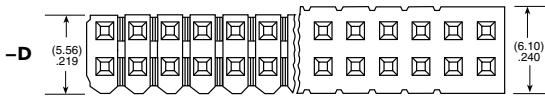
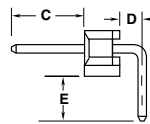
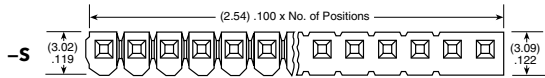
**"XXXX"**  
= "C" Dimension  
(Specify post height in  
INCHES  
.005" (0.13 mm) increments)

**OTHER OPTION**

- RA or -RE**  
= Right-angle  
(HMTSW -S & -D =  
36 positions maximum)
- LL**  
= Locking Lead  
(not available with -RE, not available  
in single row 1 or 2 positions)  
(Available on tails from (2.29 mm) .090"  
to (10.16 mm) .400" only)
- LA**  
= -RA option with -LL Option  
(Maximum "C" = (13.46 mm) .530")

**POLARIZED OPTION**

**"XXX"**  
= Polarized  
(Specify 'XXX' as position number)



**MTSW**

**HMTSW**

-RX OPTION	D
-RA	(1.52) .060
-RE	(4.06) .160

FOR "E" = (2.29) .090 MIN FOR -RA & -RE			
LEAD STYLE	OAL	C MAXIMUM with/-RA	C MAXIMUM with/-RE
-05	(8.51) .335	Not Available	Not Available
-06	(7.62) .300	Not Available	Not Available
-07	(10.92) .430	(3.30) .130	Not Available
-08	(13.46) .530	(5.84) .230	(3.30) .130
-09	(18.54) .730	(10.92) .430	(8.38) .330
-10	(21.08) .830	(13.46) .530	(10.92) .430
-11	(23.62) .930	(16.00) .630	(13.46) .530
-12	(26.16) 1.030	(18.54) .730	(16.00) .630
*-13	(31.24) 1.230	(23.62) .930	(21.08) .830
*-21	(36.32) 1.430	(28.70) 1.130	(26.16) 1.030
-22	(16.00) .630	(8.38) .330	(5.84) .230
*-23	(11.30) .445	(3.68) .145	Not Available
*-24	(12.19) .480	(4.57) .180	
*-27	(23.78) 1.330	(26.16) 1.030	(23.62) .930
*-28	(28.70) 1.130	(21.08) .830	(18.54) .730

\* Styles -21, -23, -24, -27 not available with -D Right-angle  
Styles -13, -21, -23, -24, -27, -28 not available with -T or -Q Right-angle

**Right-Angle Versions (- RA Options): E=OAL-C- (5.33) .210"**

**Right-Angle Versions (-RE Options) Single Row Only: E=OAL-C- (7.87) .310"**