



FLEX STACK



MTSW-117-09-G-D-383-RA



HMTSW-126-23-L-S-237

(2.54 mm) .100"

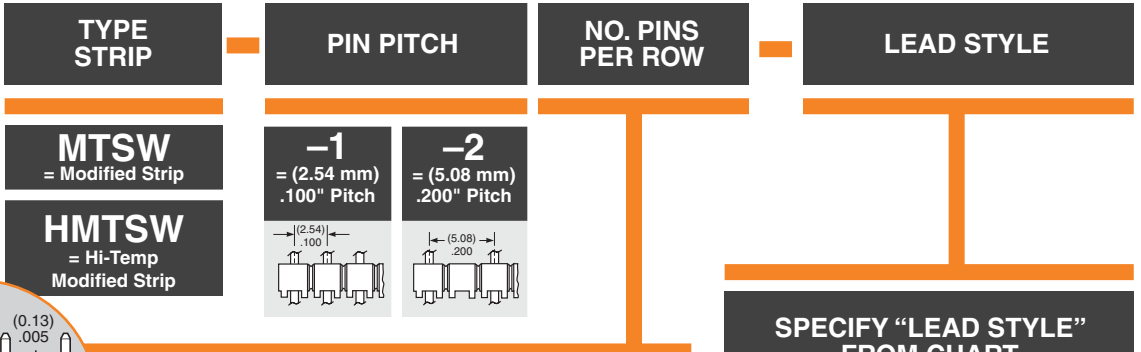
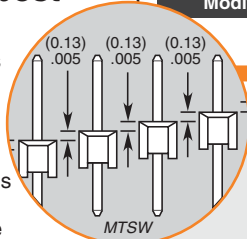
MODIFIED .025" SQ POST HEADERS

Board Mates:
SSW, SSQ, ESW,
ESQ, BCS, BSW
CES, SLW, HLE, SSM

Cable Mates:
IDSD, IDSS

Modified .025" strips permit custom post heights.

Samtec offers the greatest stacking flexibility in the industry. The "M" stands for Modified. You tell us the post height you need and we'll deliver it.



SPECIFICATIONS

For complete specifications see www.samtec.com?MTSW or www.samtec.com?HMTSW

Insulator Material:
MTSW: Black Glass Filled Polyester
HMTSW: Natural Liquid Crystal Polymer

Terminal Material:
Phosphor Bronze

Plating:
Au or Sn over 50 μm (1.27 μm) Ni

Operating Temp Range:
-55 °C to +125 °C with Gold
-55 °C to +105 °C with Tin

RoHS Compliant:
Yes

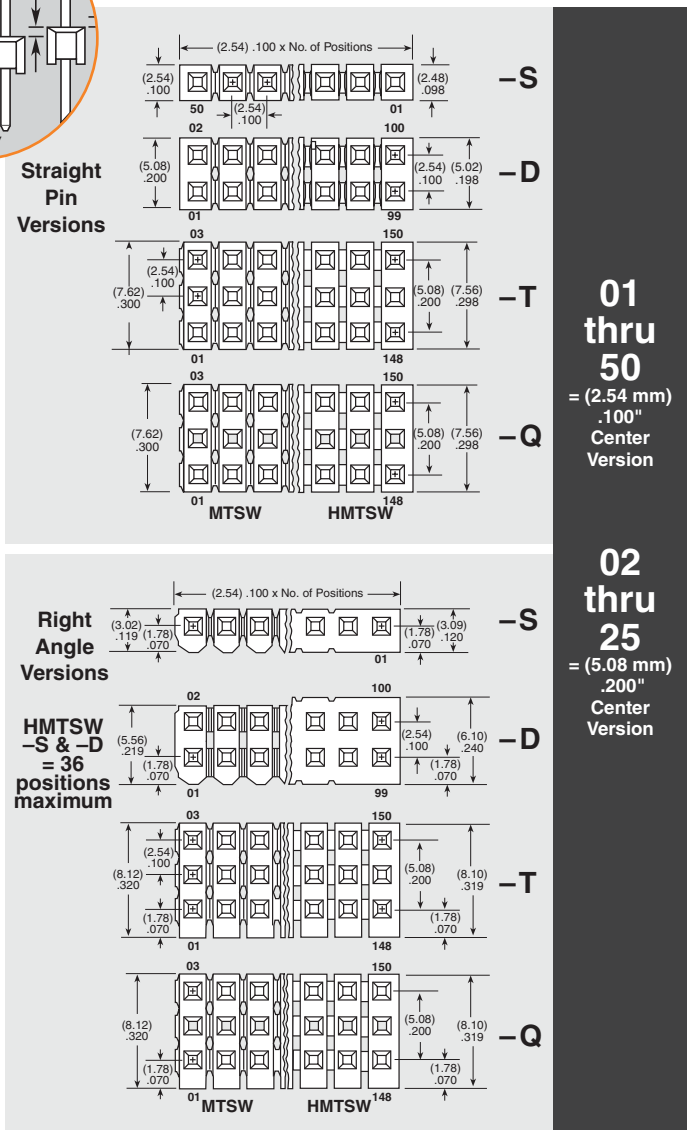
Lead-Free Solderable:
MTSW: No, Lead Wave Only
HMTSW: Yes

RECOGNITIONS

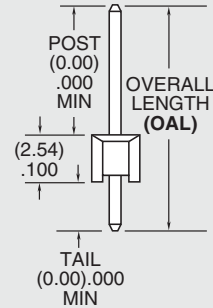
For complete scope of recognitions see www.samtec.com/quality



Note:
These Series are non-standard, non-returnable.



SPECIFY "LEAD STYLE" FROM CHART




LEAD STYLE	OAL
-06	(7.62) .300
-07	(10.92) .430
-08	(13.46) .530
-09	(18.54) .730
-10	(21.08) .830
-11	(23.62) .930
-12	(26.16) 1.030
-13	(31.24) 1.230
-21	(36.32) 1.430
-22	(16.00) .630
-23	(11.30) .445
-24	(12.19) .480
-27	(33.78) 1.330
-28	(28.70) 1.130


Due to technical progress, all designs, specifications and components are subject to change without notice.




MTSW-108-28-G-D-920



MTSW-126-08-T-S-229-RA



HMTSW-110-23-L-S-237



MTSW-115-09-L-S-229-RE

MTSW, HMTSW SERIES

PLATING OPTION

-F

= Gold flash on post, Matte Tin on tail

-L

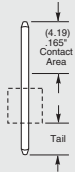
= 10 μm (0.25 μm) Gold on post, Matte Tin on tail

-G

= 10 μm (0.25 μm) Gold on post, Gold flash on balance

-T

= Matte Tin



ROW OPTION

-S

= Single

-D

= Double

-T

= Triple

-Q

= Double Row
.200" (5.08 mm)
row space

POST HEIGHT

OTHER OPTION

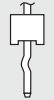
POLARIZED OPTION

-“XXX”
= Polarized
(Specify ‘XXX’ as position number)

-RA or -RE = Right-angle

-LL

= Locking Lead
(N/A with -RE,
N/A in single row 1 or 2
positions. Available on
tails from (2.29 mm) .090"
to (10.16 mm) .400" only)



Two leads per strip
crimped in opposite
directions on or near
centerline. See TSW
for availability.

-LA = -RA Option with -LL Option
(Maximum “C” = (13.46 mm) .530)

**ALSO AVAILABLE
(MOQ Required)**

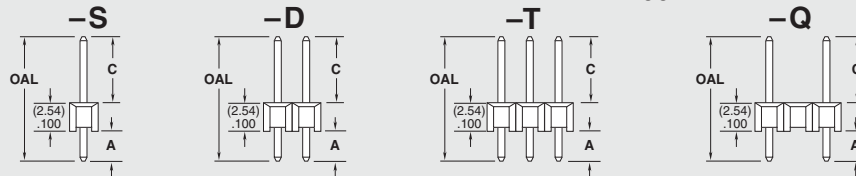
- Other platings

-“XXXX” = “C” Dimension (Specify post height in INCHES - .005" (0.13 mm) increments)

LEAD STYLE	FOR A = (2.29) .090			
	OAL	C MAXIMUM STRAIGHT	C MAXIMUM with/-RA	C MAXIMUM with/-RE
-06	(7.62) .300	(2.79) .110	Not Available	Not Available
-07	(10.92) .430	(6.10) .240	(3.30) .130	Not Available
-08	(13.46) .530	(8.64) .340	(5.84) .230	(3.30) .130
-09	(18.54) .730	(13.72) .540	(10.92) .430	(8.38) .330
-10	(21.08) .830	(16.26) .640	(13.46) .530	(10.92) .430
-11	(23.62) .930	(18.80) .740	(16.00) .630	(13.46) .530
-12	(26.16) 1.030	(21.34) .840	(18.54) .730	(16.00) .630
*-13	(31.24) 1.230	(26.42) 1.040	(23.62) .930	(21.08) .830
*-21	(36.32) 1.430	(31.50) 1.240	(28.70) 1.130	(26.16) 1.030
-22	(16.00) .630	(11.18) .440	(8.38) .330	(5.84) .230
*-23	(11.30) .445	(6.48) .255	(3.68) .145	Not Available
*-24	(12.19) .480	(7.37) .290	(4.57) .180	Not Available
*-27	(33.78) 1.330	(28.96) 1.140	(26.16) 1.030	(23.62) .930
*-28	(28.70) 1.130	(23.88) .940	(21.08) .830	(18.54) .730

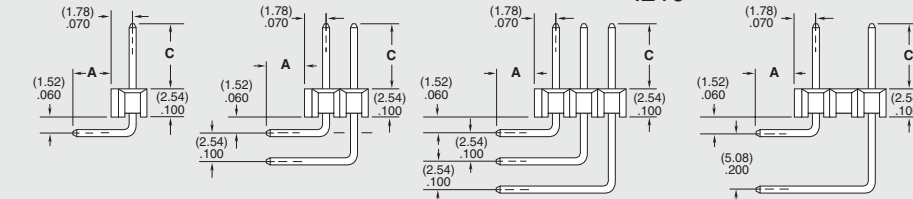
* Styles -21, -23, -24, -27
not available with -D Right-angle
Styles -13, -21, -23, -24, -27, -28
not available with -T or -Q Right-angle

Straight Pin Versions A=OAL-C-^(2.54)_{.100}



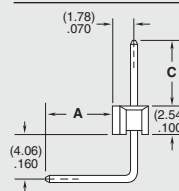
Right-Angle Versions (-RA Options) A=OAL-C-^(5.33)_{.210}

Styles -21, -23, -24, -27 N/A with -D
Styles -13, -21, -23, -24, -27, -28 N/A with -T or -Q



**Right-Angle Versions
(-RE Options) Single Row Only**

A=OAL-C-^(7.87)_{.310}



Due to technical progress, all designs, specifications and components are subject to change without notice.

WWW.SAMTEC.COM

All parts within this catalog are built to Samtec's specifications.
Customer specific requirements must be approved by Samtec and identified in a Samtec customer-specific drawing to apply.