

LOW-PEAK®

LPS-RK_SPI

Dual-Element, Time-Delay Fuses w/Permanent Fuse Indication
Class RK1 – 600V

6-60A



Catalog Symbol: LPS-RK_SPI

Dual-Element, Time-Delay – 10 seconds (minimum) at 500% rated current

Current-Limiting

Ampere Rating: 6 to 60A

Voltage Rating: 600Vac (or less)
300Vdc (or less)

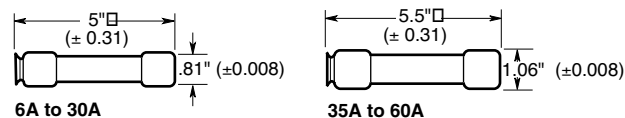
IR: AC: 300,000A RMS Sym.
DC: 100,000A

Agency Information:

UL Listed, Special Purpose**, Guide JFHR, File E56412
CSA Certified, (200,000AIR), Class RK1 per CSA C22.2,
No. 248.12, Class 1422-02, File 53787

**Meets all performance requirements of UL Standard 248-12 for Class RK1 fuses.

Dimensional Data



Features:

- Current-limitation for maximum short-circuit protection.
- Type 2 protection for IEC and NEMA starters when properly sized.
- Permanent fuse Indication
- High inrush current motor protection.
- Time-delay permits 130% FLA sizing for back-up motor protection.
- Protection against single-phase motor damage.
- Low watt loss power consumption.
- Minimum voltage for indication is 75Vac.

Applications:

- Branch distribution
- Motors
- Transformers
- Solenoids
- General purpose circuits

CE CE logo denotes compliance with European Union Low Voltage Directive (50-1000Vac, 75-1500Vdc). Refer to Data Sheet: 8002 or contact CooperBussmann Application Engineering at 636-527-1270 for more information.

Catalog Symbol and Amperes

LPS-RK-6SPI	LPS-RK-10SPI	LPS-RK-25SPI	LPS-RK-50SPI
LPS-RK-6¼SPI	LPS-RK-12SPI	LPS-RK-30SPI	LPS-RK-60SPI
LPS-RK-7SPI	LPS-RK-15SPI	LPS-RK-35SPI	
LPS-RK-8SPI	LPS-RK-17½SPI	LPS-RK-40SPI	
LPS-RK-9SPI	LPS-RK-20SPI	LPS-RK-45SPI	

Carton Quantity and Weight

Ampere Ratings	Carton Qty.	Weight*	
		Lbs.	Kg.
6-30	10	1.6	0.725
35-60	10	2.6	1.178

*Weight per carton.



For non-indicating version, the LPS-RK_SPI is available. See Data Sheet: 1001

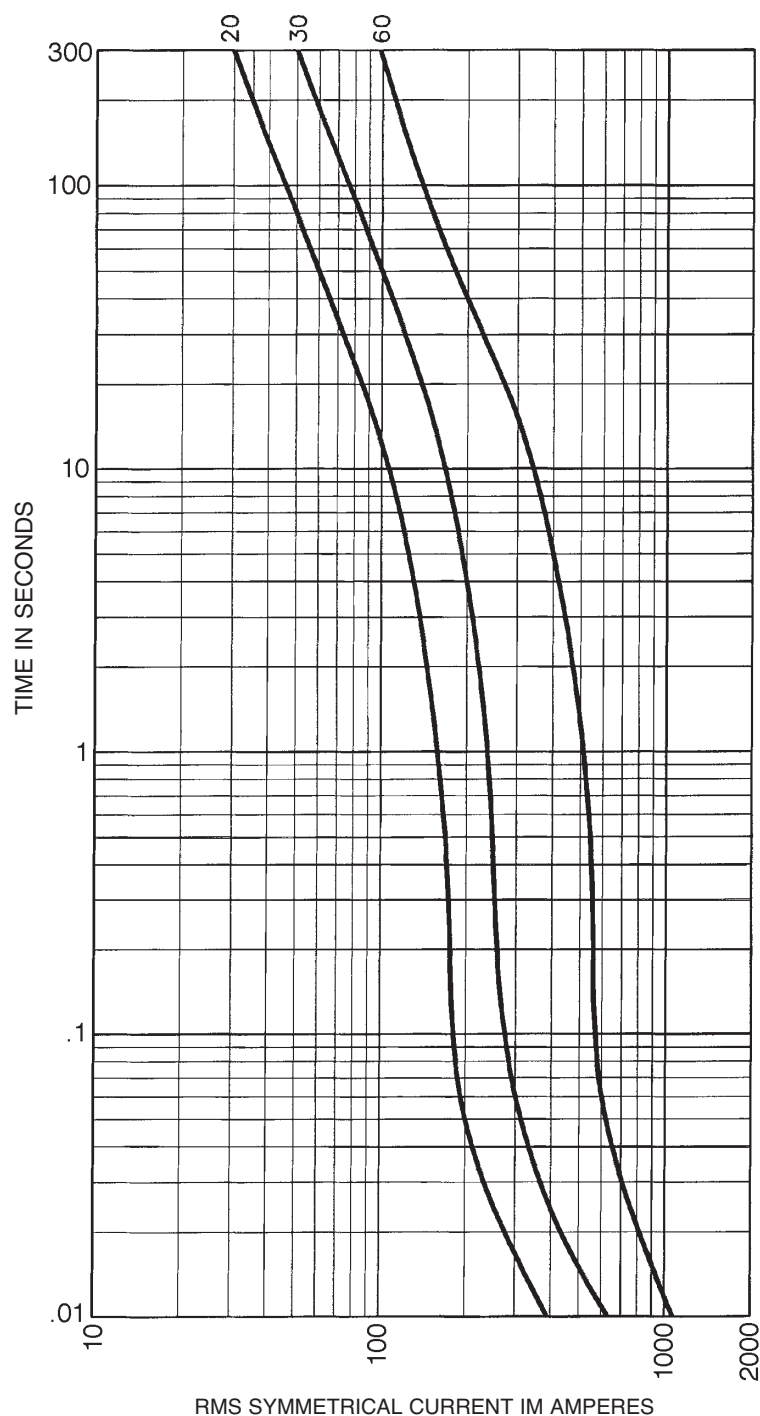
LOW-PEAK®

Dual-Element, Time-Delay Fuses w/Permanent Fuse Indication
Class RK1 - 600V

LPS-RK_SPI

6-60A

Time-Current Characteristic Curves-Average Melt



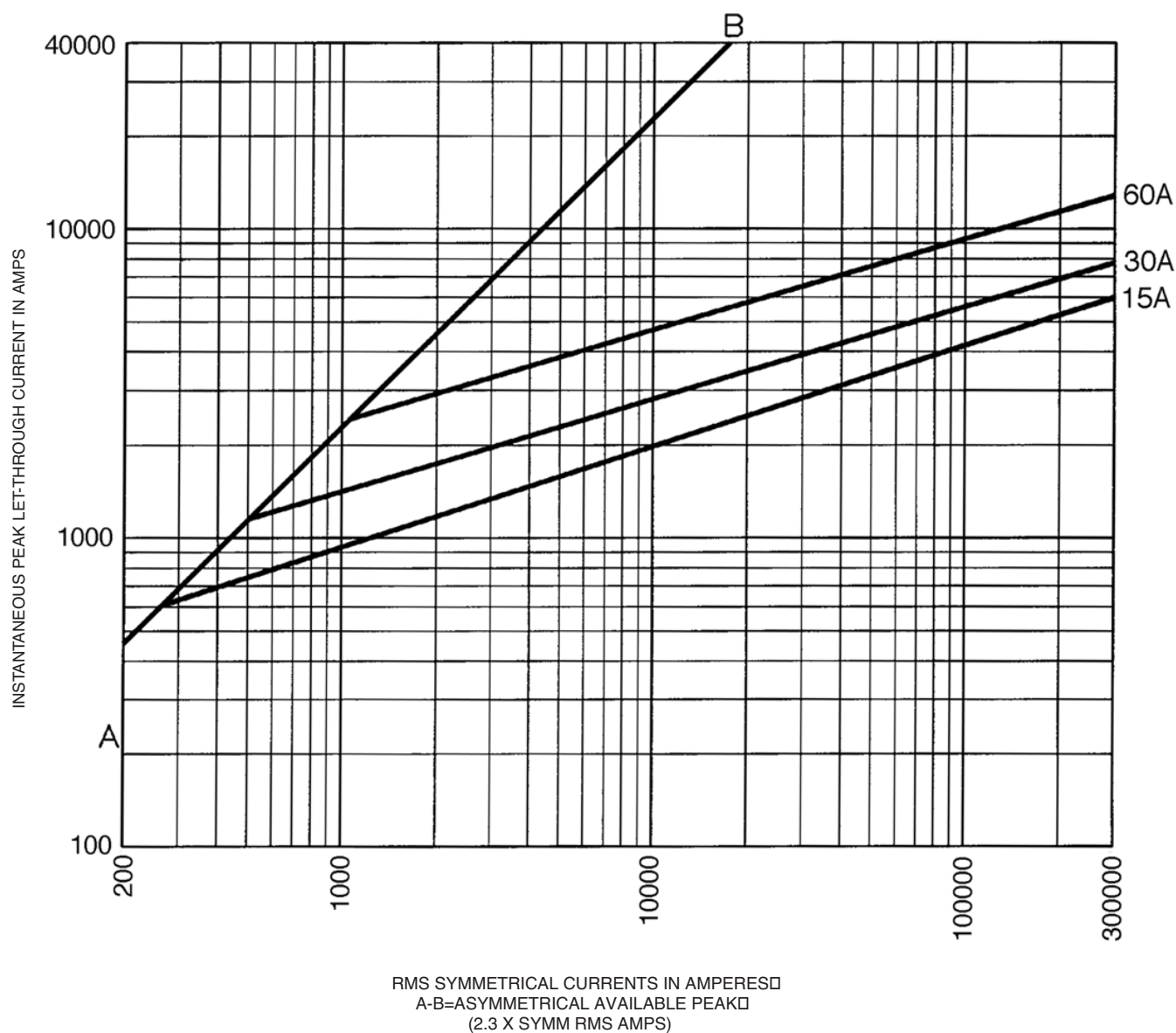
LOW-PEAK®

Dual-Element, Time-Delay Fuses w/Permanent Fuse Indication
Class RK1 – 600V

LPS-RK_SPI

6-60A

Current-Limitation Curve



The only controlled copy of this Data Sheet is the electronic read-only version located on the Cooper Bussmann® Network Drive. All other copies of this document are by definition uncontrolled. This bulletin is intended to clearly present comprehensive product data and provide technical information that will help the end user with design applications. Cooper Bussmann reserves the right, without notice, to change design or construction of any products and to discontinue or limit distribution of any products. Bussmann also reserves the right to change or update, without notice, any technical information contained in this bulletin. Once a product has been selected, it should be tested by the user in all possible applications.

Mouser Electronics

Authorized Distributor

Click to View Pricing, Inventory, Delivery & Lifecycle Information:

[Eaton:](#)

[LPS-RK-60SPI](#)