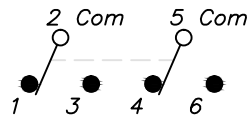


RECOMMENDED P.C.B. LAYOUT

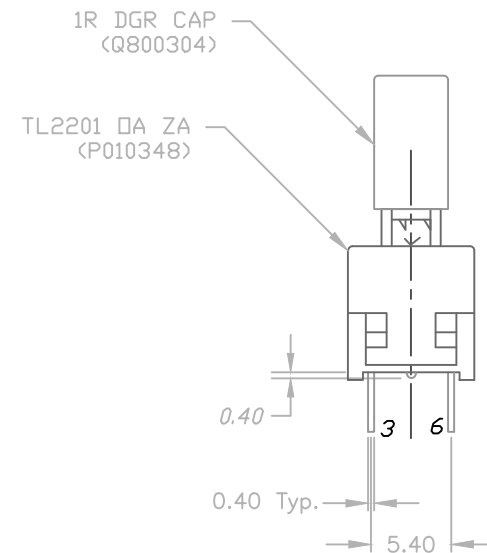
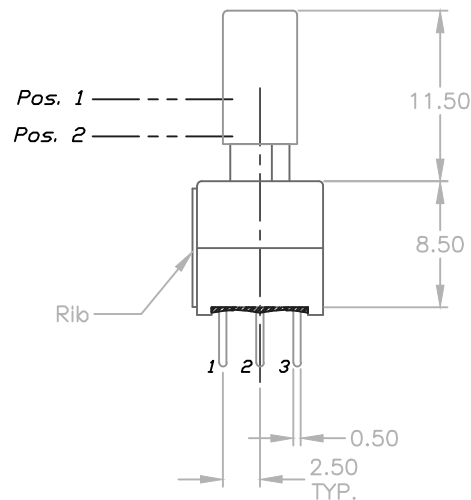
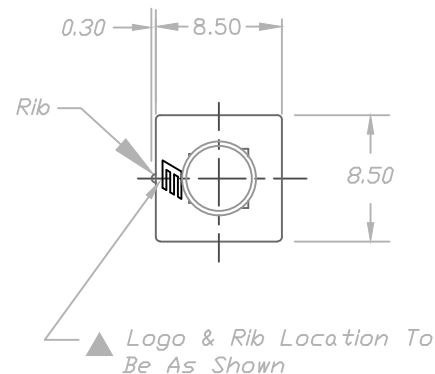


CIRCUIT: 2PDT

SWITCH FUNCTION		
CONNECTED TERM. #	FUNCTION	
2-1,5-4	NORMALLY CLOSED	POS. 1
2-3,5-6	NORMALLY OPEN	POS. 2
2,5	COMMON	

NOTES:

1. ALL DIMENSIONS IN MM
2. GENERAL TOLERANCE: X.X=±0.4
X.XX=±0.25
3. TERM. NOS. FOR REF. ONLY
4. RATING: 0.1A @30V DC
5. TRAVEL: (TO MAKE)= 1.34±0.38
(TOTAL TRAVEL)= 2.50±0.38
(TO LATCH)= 1.50±0.38
6. OPERATING FORCE:180±50gf
7. CONTACT RESISTANCE: 50mILLI-Ohms MAX. Initially
8. ELECTRICAL LIFE (at Full Load):
10,000 Cycles Make & Break
- ▲ 9. DESIGNATE MAJOR FEATURE:



B	21126	Q800304 WAS A800304	5/9/13	EBP
A	13506	RELEASED FOR PRODUCTION	10/8/03	AR
REV.	ECN No.	DESCRIPTION	DATE	CHKD

THE INFORMATION CONTAINED IN THIS DOCUMENT
IS PROPRIETARY TO E-SWITCH AND IS
NOT TO BE COPIED OR TRANSFERRED

E-SWITCH®

TITLE

TL22010AZA1RDGR

SCALE

2:1

DATE

10/8/03

DR

AR

DWG

XSP001A

REV

B