




■ Model name
ZD 30-2405 [ex.] **24 05**

Name of series Output power Nominal output voltage CH1: 24V output CH2: 5V output

- Features
- CE marking (Low Voltage Directive)
 - Wide input voltage range
85 ~ 132VAC / 170 ~ 265VAC user selectable
 - 12 models, dual output 30 ~ 120W
 - Isolation between outputs
 - Applicable to peak current load (ZD75)
 - 1 year warranty

Specifications

1. Input voltage range	85 ~ 132VAC / 170 ~ 265VAC (47 ~ 440Hz), 230 ~ 350VDC user selectable
2. Output voltage range	CH1 : +5%, CH2: Fixed (ZD75...CH1: ±5%, CH2: Fixed)
3. Cooling	Convection cooling
4. Operating ambient temperature (Standard mounting)	-10 ~ +60°C Output derating / -10 ~ +50°C: 100%, +60°C: 70% (ZD75.....-10°C: 50%, 0 ~ +40°C: 100%, +50°C: 70%, +60°C: 40%)
5. Withstand voltage	Input-output: 3.75kVAC, input-FG: 2.5kVAC, output-FG: 500VAC for 1 min.
6. Safety standard	Approved by UL1950  , CSA950  and EN60950 
7. EMI	Conforms to FCC class B, VCCI-class B and VDE class B
8. Functions	Over voltage protection (CH1), Over current protection

Product lineup

Model name		CH	Nominal output voltage	Max. output current	Max. output power	Total max. output power	UL	CSA	EN
ZD30	ZD30-1205	CH1	12V	2.1A	25.2W	30.2W	○	○	○
		CH2	5V	1A	5W		○	○	○
	ZD30-2405	CH1	24V	1.1A	26.4W	31.4W	○	○	○
		CH2	5V	1A	5W		○	○	○
ZD30-2408	CH1	24V	1.1A	26.4W	32W	○	○	○	
	CH2	8V	0.7A	5.6W		○	○	○	
ZD50	ZD50-1205	CH1	12V	4A	48W	53W	○	○	○
		CH2	5V	1A	5W		○	○	○
	ZD50-2405	CH1	24V	2A	48W	53W	○	○	○
		CH2	5V	1A	5W		○	○	○
ZD50-2408	CH1	24V	2A	48W	53.6W	○	○	○	
	CH2	8V	0.7A	5.6W		○	○	○	
ZD75	ZD75-0512	CH1	5V	3.0A	15.0W	51.0W	○	○	○
		CH2	12V	3.0A	36.0W		○	○	○
	ZD75-0524	CH1	5V	3.0A	15.0W	63.0W	○	○	○
		CH2	24V	2.0A	48.0W		○	○	○
	ZD75-0824	CH1	8V	2.0A	16.0W	64.0W	○	○	○
		CH2	24V	2.0A	48.0W		○	○	○
ZD75-0024	CH1	-	-	-	48.0W	-	-	-	
CH2	24V	2.0A	48.0W	○		○	○		
ZD120	ZD120-1205	CH1	12V	9A	108W	120.5W	○	○	○
		CH2	5V	2.5A	12.5W		○	○	○
	ZD120-2405	CH1	24V	4.5A	108W	120.5W	○	○	○
		CH2	5V	2.5A	12.5W		○	○	○
	ZD120-2408	CH1	24V	4.5A	108W	124W	○	○	○
		CH2	8V	2A	16W		○	○	○

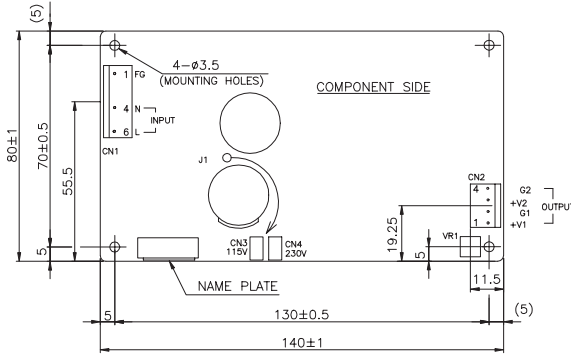
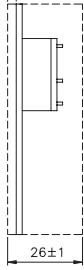
● Request customer specification for further details of specifications, outline, characteristics, etc.
 Read the instruction manual before usage.
 ● Contact us about delivery before ordering.

○ : Safety standard approved

ZD-SERIES

ZD30

LEAD CUT
LESS THAN
3 MAX



Height of power source unit does not include input switching jumper wire.

● Recommended Noise Filter

MAW-1202-22

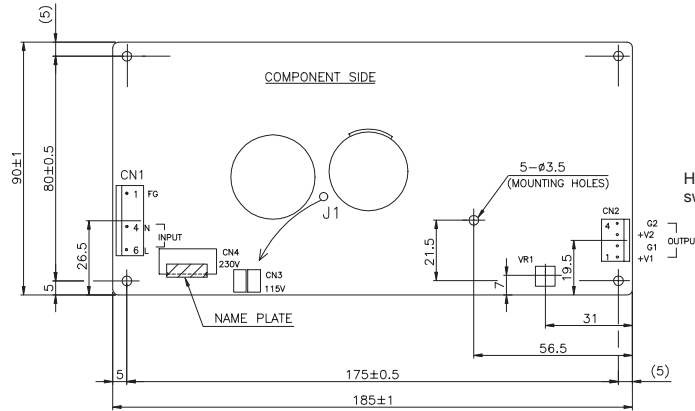
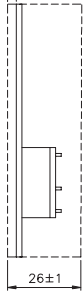


P134

(Unit: mm)

ZD50

LEAD CUT
LESS THAN
3 MAX



Height of power source unit does not include input switching jumper wire.

● Recommended Noise Filter

MAW-1202-22

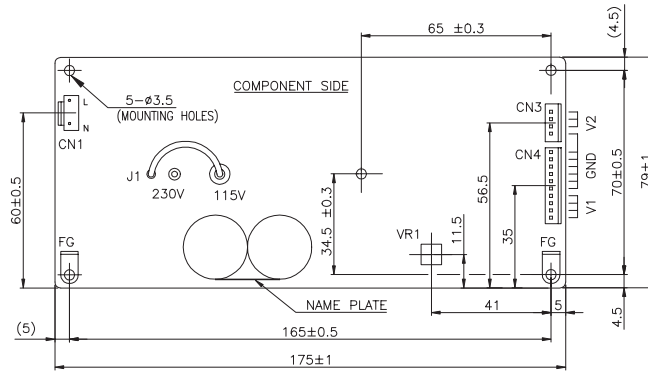


P134

(Unit: mm)

ZD75

LEAD CUT
LESS THAN
3 MAX



Height of power source unit does not include input switching jumper wire.

● Recommended Noise Filter

MAW-1202-22

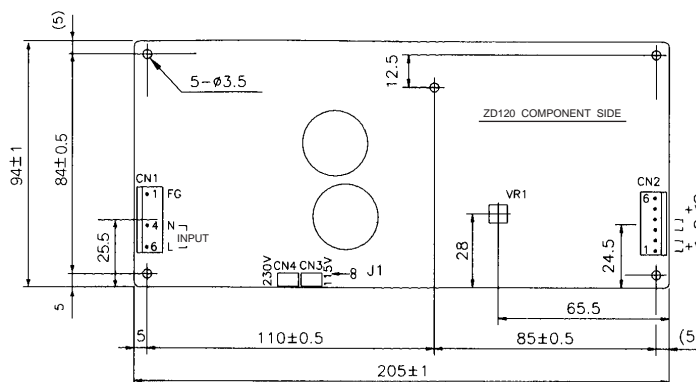
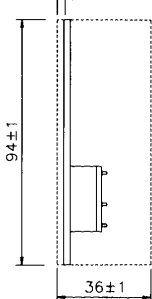


P134

(Unit: mm)

ZD120

LEAD CUT
LESS THAN
3 MAX



Height of power source unit does not include input switching jumper wire.

● Recommended Noise Filter

MAW-1205-22



P134

(Unit: mm)