ENG. NO SD-51094-**05

EDP NO.

:MM DIMENSIONS IN METRIC DO NOT SCALE DRAWING

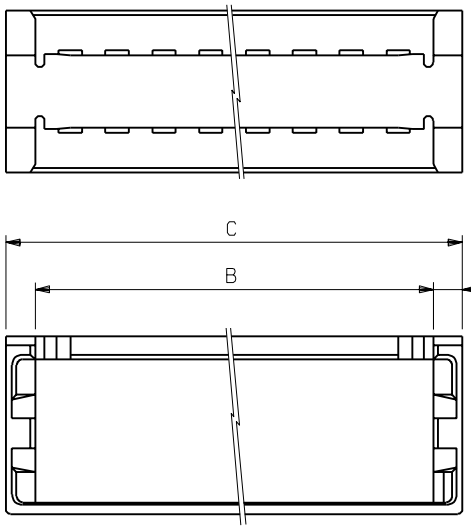

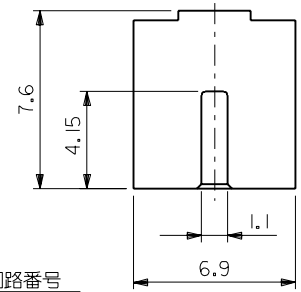

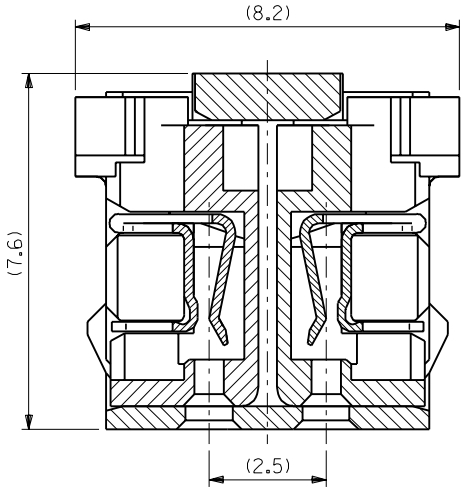

ハウジング　アッセンブリ装着状態図

FIGURE OF HOUSING ASSEMBLY WHEN ASSEMBLED

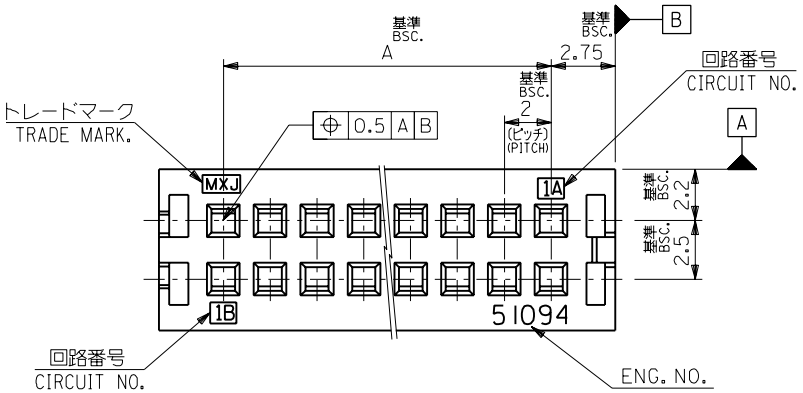

33.5	31	28	51094-3005	30
31.5	29	26	-2805	28
29.5	27	24	-2605	26
27.5	25	22	-2405	24
25.5	23	20	-2205	22
23.5	21	18	-2005	20
21.5	19	16	-1805	18
19.5	17	14	-1605	16
17.5	15	12	-1405	14
15.5	13	10	-1205	12
13.5	11	8	-1005	10
11.5	9	6	-0805	8
9.5	7	4	51094-0605	6
C	B	A	ENG. NO.	極数CKT.

注　記 NOTES

1. 嵌合相手：53313-**15
   MATES WITH :533133-**15
2. 材質：PBT, UL94V-0（色：グレー）
   MATERIAL:PBT,UL94V-0 (COLOR:GRAY)
3. 適合ハウジング　アッセンブリ：52484-**10
   APPLICABLE HOUSING ASS'Y:52484-**10
4. 適合ハウジング（52484－**10）の装着方法は、取扱説明書参照下さい。
   PLEASE REFER TO THE PRODUCT MANUAL ON THE CORRECT METHOD FOR ASS'Y HUSINGS(52484-**10) TO THIS PART.

角度 ANGLE	±3°				
30 以上 OVER	±0.3	A	変更 REVISED (T30129)	Y.I.	'93/3/17
10 以上 30 未満 OVER UNDER	±0.25	O	新規作成 PROPOSED (J10867)	M.F. H.I.	'91/10/16
10 未満 UNDER	±0.2	記号 LTR	変更内容 REVISION RECORD	DR. CHK.	日付 DATE
一般公差 GENERAL TOLERANCES		REVISE ONLY ON CAD SYSTEM			

材料 MATERIAL	注記参照 SEE NOTES	molex MOLEX-JAPAN CO.,LTD. 日本モレックス株式会社	
仕上げ FINISH	—//—	EDP. NO.	
適用電線範囲 WIRE RANGE	—//—	ENG. NO. SD-51094-**05	REV A
被覆外径 INS. RANGE	—//—	TITLE 名称 2.0 WIRE TO BOARD CLIP	
DRAWN BY '90/10/31 M.FUJIKURA	CHK'D BY		
APP'D BY	尺度 SCALE —//—		

AZ51094F.S01

THIS DRAWING CONTAINS INFORMATION THAT IS PROPRIETARY TO MOLEX(JAPAN) AND SHOULD NOT BE USED WITHOUT WRITTEN PERMISSION
本図面は日本モレックス（株）の所有する情報を含むもので当社の許可なく複製を禁止する。