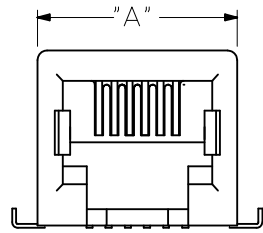
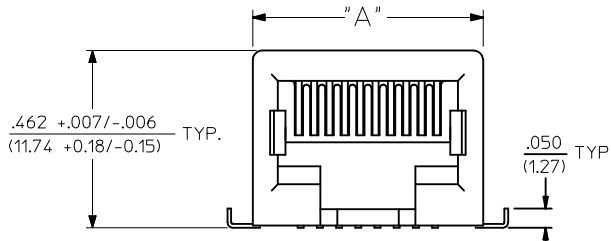


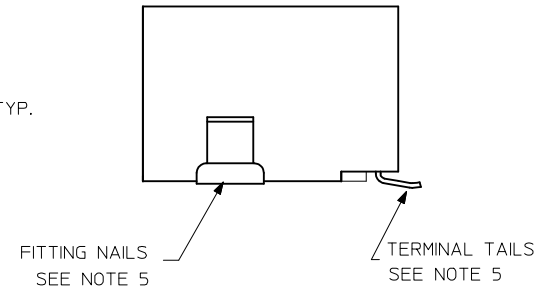
HOUSING SIZE	CIRCUIT SIZE	DIM. A	DIM. B
6	6	.520 (13.21)	.250 (6.35)
6	4	.520 (13.21)	.150 (3.81)
6	2	.520 (13.21)	.050 (1.27)
8	8	.600 (15.24)	.350 (8.89)
8	6	.600 (15.24)	.250 (6.35)



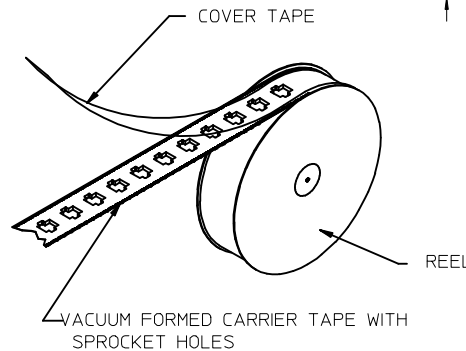
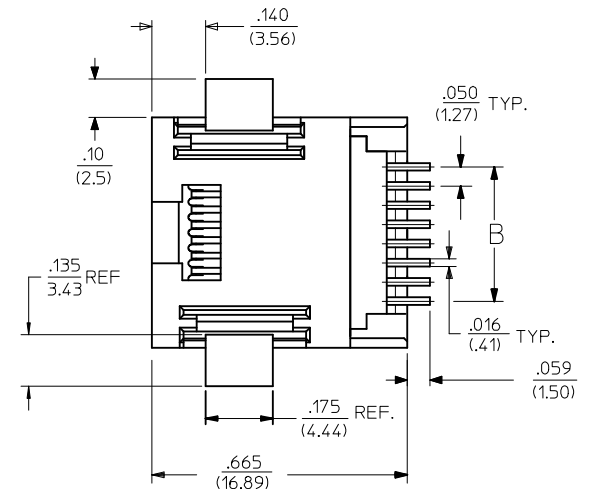
6 CIRCUIT ASSEMBLY



8 CIRCUIT ASSEMBLY



ASSEMBLY ITEM NO.	CONNECTOR SIZE	CIRCUIT SIZE	TERMINAL PLATING	TAPE & REEL PACKAGING No.	VOIDED CIRCUITS
43743-6001	6	6	A	PK-70873-7001	NA
43743-6002	6	6	B		
43743-6003	6	6	C		
43743-6101	6	4	A		
43743-6102	6	4	B		
43743-6103	6	4	C	PK-70873-7001	
43743-8101	8	8	A	PK-70873-7002	
43743-8102	8	8	B		
43743-8103	8	8	C		
43743-8201	8	6	A		
43743-8202	8	6	B		
43743-8203	8	6	C		
43743-8301	8	4	A		
43743-8302	8	4	B		
43743-8303	8	4	C	PK-70873-7002	
43743-6201	6	2	A	PK-70873-7001	
43743-6202	6	2	B	PK-70873-7001	
43743-6203	6	2	C	PK-70873-7001	NA



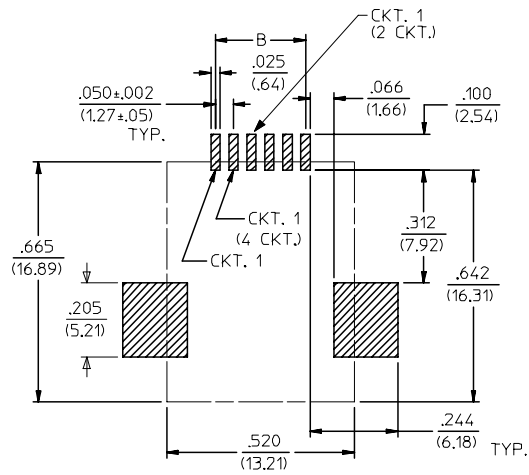
TAPE AND REEL PACKAGING

NOTES:

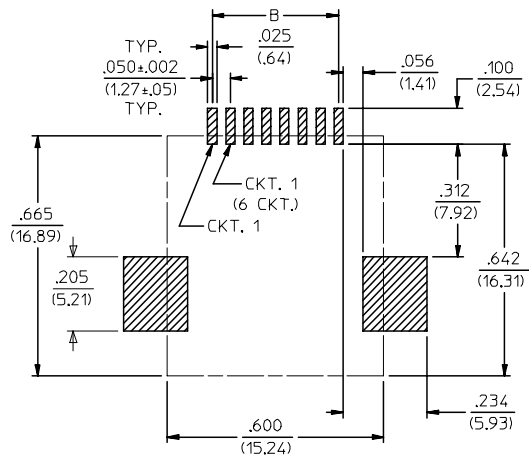
- MATERIAL:
HOUSING & INSULATOR: NYLON(PA), GLASS FILLED, UL94V-0, COLOR: BLACK
TERMINALS: PHOSPHOR BRONZE, .012/(0.30) THICK
FITTING NAILS: BRASS, .010/(0.25) THICK
- FINISH:
TERMINALS:
A = SELECT GOLD IN CONTACT AREA: .000050/(0.00127) MIN.,
*SELECT MATTE TIN IN PC TAIL AREA: .000100/(0.00254) MN.,
WITH OVERALL NICKEL UNDERPLATE: .000050/(0.00127) MIN.,
B = SELECT GOLD IN CONTACT AREA: .000030/(0.00076) MIN.,
*SELECT MATTE TIN IN PC TAIL AREA: .000100/(0.00254) MN.,
WITH OVERALL NICKEL UNDERPLATE: .000050/(0.00127) MIN.,
C = SELECT GOLD IN CONTACT AREA: .000015/(0.00038) MIN.,
*SELECT MATTE TIN IN PC TAIL AREA: .000100/(0.00254) MN.,
WITH OVERALL NICKEL UNDERPLATE: .000050/(0.00127) MIN.
FITTING NAILS:
*100 MICROINCHES MATTE TIN OVER 50 MICROINCHES NICKEL UNDERPLATE
*THE PRIMARY SHIPPING CARTON WILL BE LABELED 'COMPLIANT TO RoHS DIRECTIVE 2002/95/EC AND ELV ANNEX II OF DIRECTIVE 2000/53/EC'. CARTONS WITHOUT THIS LABEL MAY CONTAIN PRODUCT WITH TIN-LEAD IN THE PC TAILS AND/OR FITTING NAILS.
- PRODUCT SPECIFICATION AND PROCESSING PARAMETERS: PS-43743-0001.
- PACKAGING SPECIFICATION:
CONNECTOR ASSEMBLIES TO BE PACKAGED USING TAPE & REEL SYSTEM.
- COPLANARITY SPECIFICATION:
WHEN AN ASSEMBLY IS PLACED UPON A LEVEL SURFACE, THE MAXIMUM GAP BETWEEN THE LEVEL SURFACE AND ALL TERMINAL TAILS AND BOTH FITTING NAILS IS .006/(0.15).
- FOR ASSEMBLIES HAVING VOIDED CIRCUITS, THE TAIL PORTION IS CUT AND REMOVED. THE MATING PORTION OF THE TERMINAL REMAINS INTACT. VOIDED CIRCUITS MUST BE THE SAME FOR BOTH PARTS.
- CONFORMS TO FCC REGULATION PART 68.5 FOR MODULAR JACKS.
- THIS PART CONFORMS TO CLASS B REQUIREMENTS OF COSMETIC SPECIFICATION PS-45499-002.

2	H
1	J3
SHT	REV

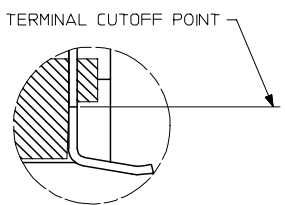
REVISED NOTES EC NO: UCP2009-1244 DRAWN: JLOSTEMEIER 2008/12/10 CHKD: JBEL 2008/12/10 APPR: FSMITH 2008/12/10 J3	QUALITY SYMBOLS ▽=0 ▽=0	GENERAL TOLERANCES (UNLESS SPECIFIED)		DIMENSION STYLE IN/MM	SCALE 1:1	DESIGN UNITS INCH	THIRD ANGLE PROJECTION
		4 PLACES ± --- ± --- 3 PLACES ± --- ± .010 2 PLACES ± 0.25 ± .014 1 PLACE ± 0.36 ± ---	mm INCH	DRAWN BY DATE PEARSON 6/18/96	TITLE SURFACE MOUNT MODULAR JACK		
		ANGULAR ±1/2°		CHECKED BY DATE PEARSON 6/18/96	MOLEX INCORPORATED		
		DRAFT WHERE APPLICABLE MUST REMAIN WITHIN DIMENSIONS		APPROVED BY DATE EDGLEY 6/18/96	MATERIAL NO. SEE CHARTS	DOCUMENT NO. SDA-43743-****	SHEET NO. 1 OF 2
THIS DRAWING CONTAINS INFORMATION THAT IS PROPRIETARY TO MOLEX INCORPORATED AND SHOULD NOT BE USED WITHOUT WRITTEN PERMISSION							



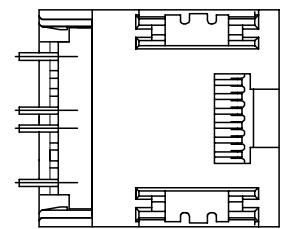
PC BOARD LAYOUT FOR 6 POSITION HOUSING (COMPONENT SIDE OF BOARD)



PC BOARD LAYOUT FOR 8 POSITION HOUSING (COMPONENT SIDE OF BOARD)



VIEW SHOWING TYPICAL TERMINAL CUTOFF OF TAIL (SEE NOTE 5) FOR VOIDED CIRCUITS.



TYPICAL VIEW SHOWING VOIDED CIRCUIT (CIRCUITS 2,3,6 & 7 SHOWN VOIDED)

SEE SHEET ONE EC NO: UCP2004-0798 DRWN:LSCHMIDT 2004/01/05 CHKD:LSCHMIDT 2004/01/05 APPR:FSMITH 2004/01/08	QUALITY SYMBOLS	GENERAL TOLERANCES (UNLESS SPECIFIED)	SCALE --- INCH	DESIGN UNITS INCH	THIRD ANGLE PROJECTION	REVISE ON CAD ONLY
	DESCRIPTION ▽ = 0 ▽ = 0	mm	INCH	DIMENSION STYLE IN/MM		TITLE SURFACE MOUNT MODULAR JACK
		4 PLACES ± --- ± ---	± ---	DRAWN BY PEARSON	DATE 06/18/96	
		3 PLACES ± --- ± .010	± .010	CHECKED BY PEARSON	DATE 06/18/96	
	2 PLACES ± 0.25 ± .014	± .014	APPROVED BY EDGLEY	DATE 06/18/96	MATERIAL NO.	DOCUMENT NO. SDA-43743-****
	1 PLACE ± 0.36 ± ---	± ---	DRAFT WHERE APPLICABLE MUST REMAIN WITHIN DIMENSIONS		SHEET NO. 2 OF 2	
		ANGULAR ± 1/2°	THIS DRAWING CONTAINS INFORMATION THAT IS PROPRIETARY TO MOLEX INCORPORATED AND SHOULD NOT BE USED WITHOUT WRITTEN PERMISSION			