


# SMT MICRO HEADER & SOCKET

(1.27 mm) .050" PITCH • FTR/RSM SERIES

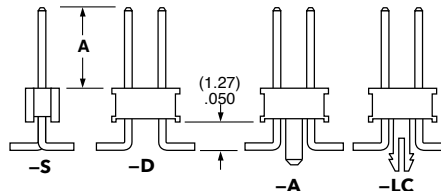
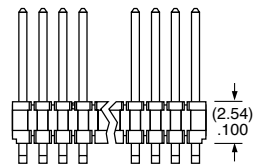
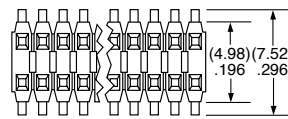
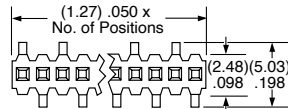


**FTR**  
Mates:  
RSM, SMS, SLM

**RSM**  
Mates:  
FTR, HTMS, HDWM,  
DWM, TML, ZML, TMS

## SPECIFICATIONS

**Insulator Material:**  
Black Liquid Crystal Polymer  
**Contact Material:**  
RSM: Phosphor Bronze  
**Terminal Material:**  
FTR: Phosphor Bronze  
**Plating:**  
Au or Sn over  
50  $\mu$ m (1.27  $\mu$ m) Ni  
**Operating Temp Range:**  
FTR: -55 °C to +105 °C with Tin;  
FTR: -55 °C to +125 °C with Gold  
RSM: -55 °C to +125 °C  
**Current Rating (FTR/RSM):**  
3.8 A per pin  
(2 pins powered)  
**Voltage Rating:**  
290 VAC/410 VDC  
**Lead Size Accepted:**  
RSM: (0.46 mm) .018" SQ  
**Insertion Depth:**  
RSM: Top Entry =  
(2.64 mm) .104" to (5.84 mm) .230"  
with (0.38 mm) .015" wipe, or  
pass-through.  
RSM: Bottom Entry =  
(5.49 mm) .216" minimum  
(Add board thickness for  
correct post OAL)

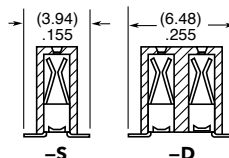
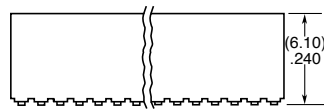
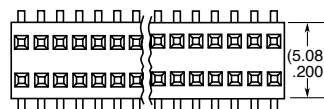
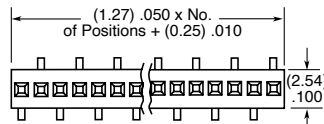


FTR	1	NO. PINS PER ROW	LEAD STYLE	PLATING OPTION	ROW OPTION	OPTION																						
		02 thru 40	Specify LEAD STYLE from chart	<b>-F</b> = Gold flash on contact, Matte Tin on tail  <b>-L</b> = 10 $\mu$ m (0.25 $\mu$ m) Gold on post, Matte Tin on tail  <b>-G</b> = 10 $\mu$ m (0.25 $\mu$ m) Gold on post, Gold flash on tail	<b>-S</b> = Single Row  <b>-D</b> = Double Row	<b>-XX</b> = Polarized  <b>-A</b> = Alignment Pin (5 positions min. for -D) (Metal or plastic at Samtec discretion) (Not available with -LC)  <b>-LC</b> = Locking Clip (6 positions min. for -D) (Not available with -A) (Manual placement required)  <b>-P</b> = Plastic Pick & Place Pad (5 positions min. for -D) (8 positions min. for -S)  <b>-TR</b> = Tape & Reel (4 positions min. for -S)																						
					<table border="1"> <thead> <tr> <th>LEAD STYLE</th> <th>A</th> </tr> </thead> <tbody> <tr><td>-01</td><td>(5.84) .230</td></tr> <tr><td>-02</td><td>(2.54) .100</td></tr> <tr><td>-03</td><td>(3.18) .125</td></tr> <tr><td>-51</td><td>(4.83) .190</td></tr> <tr><td>-52</td><td>(5.21) .205</td></tr> <tr><td>-53</td><td>(7.24) .285</td></tr> <tr><td>-54</td><td>(8.51) .335</td></tr> <tr><td>-55</td><td>(9.91) .390</td></tr> <tr><td>-56</td><td>(10.29) .405</td></tr> <tr><td>-57</td><td>(10.92) .430</td></tr> </tbody> </table>	LEAD STYLE	A	-01	(5.84) .230	-02	(2.54) .100	-03	(3.18) .125	-51	(4.83) .190	-52	(5.21) .205	-53	(7.24) .285	-54	(8.51) .335	-55	(9.91) .390	-56	(10.29) .405	-57	(10.92) .430	
LEAD STYLE	A																											
-01	(5.84) .230																											
-02	(2.54) .100																											
-03	(3.18) .125																											
-51	(4.83) .190																											
-52	(5.21) .205																											
-53	(7.24) .285																											
-54	(8.51) .335																											
-55	(9.91) .390																											
-56	(10.29) .405																											
-57	(10.92) .430																											
						<b>-FR</b> = Full Reel Tape & Reel (must order max. quantity per reel; contact Samtec for quantity breaks) (4 positions min. for -S)																						

## PROCESSING

**Lead-Free Solderable:**  
Yes  
**SMT Lead Coplanarity:**  
RSM: (0.10 mm) .004" max  
FTR: (0.10 mm) .004" max (02-20)  
FTR: (0.15 mm) .006" max (21-40)\*  
\*(.004" stencil solution may be available; contact ipg@samtec.com)

RSM	1	NO. PINS PER ROW	02	PLATING OPTION	ROW OPTION	OPTION
		02 thru 36		<b>-F</b> = Gold flash on contact, Matte Tin on tail  <b>-L</b> = 10 $\mu$ m (0.25 $\mu$ m) Gold on contact, Matte Tin on tail	<b>-S</b> = Single Row  <b>-D</b> = Double Row	<b>-K</b> = (6.25 mm) .246" DIA Polyimide film Pick & Place Pad (5 positions minimum for -D) (7 positions minimum for -S)  <b>-P</b> = Plastic Pick & Place Pad (5 positions minimum for -D) (6 positions minimum for -S)  <b>-TR</b> = Tape & Reel
						<b>-FR</b> = Full Reel Tape & Reel (must order max. quantity per reel; contact Samtec for quantity breaks)



**ALSO AVAILABLE**  
Contact Samtec

Other platings  
Locking clips

**Note:**  
Some lengths, styles and options are non-standard, non-returnable.