

DA Series Miniature Single Pole Rocker Switches

Features/Benefits

- Nice actuator styling with multiple options
- Guards to prevent accidental actuation
- Momentary and maintained functions
- IP65 splash proof rubber boot option
- RoHS compliant

Typical Applications

- Small appliances
- Computers and peripherals
- Medical instrumentation



C&K US UL 61058-1

Specifications

CONTACT RATING:

- 16 AMPS @ 125 VAC, 1/3 HP;
- 10 AMPS @ 250 VAC, 1/2 HP.
- 10 AMPS @ 125 VAC, 6 AMPS @ 250 VAC.

ELECTRICAL LIFE: 10,000 make and break cycles at full load.

INSULATION RESISTANCE: $10^8 \Omega$ min.

DIELECTRIC STRENGTH: 1,500 VRMS @ sea level.

OPERATING TEMPERATURE: -20°C to +85°C

Materials

HOUSING AND ACTUATOR: 6/6 nylon (UL94V-2), black, matte finish.

ILLUMINATED ACTUATOR: Polycarbonate, matte finish.

CENTER CONTACTS: Silver plated, copper alloy.

END CONTACTS: Silver plated.

ALL TERMINALS: Silver plated, copper alloy.

NOTE: Specifications and materials listed above are for switches with standard options. For information on specific and custom switches, consult Customer Service Center.

Build-A-Switch

To order, simply select desired option from each category and place in the appropriate box. Available options are shown and described on pages G-58 through G-60. For additional options not shown in catalog, consult Customer Service Center.

<div>Switch Function</div> <div><div>DA101</div>SPDT On-None-On</div> <div><div>DA102</div>SPST On-None-Off</div> <div><div>DA103</div>SPDT On-Off-On</div>

* "J3" illuminated switches are not available with actuator markings



DA Series

Miniature Single Pole Rocker Switches

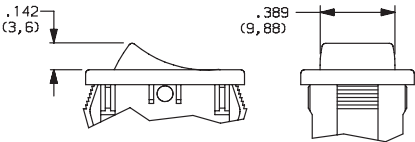
SWITCH FUNCTION

NO. POLES	MODEL NO.	SWITCH FUNCTION			CONNECTED TERMINALS			SCHEMATIC
SP	DA101	ON	NONE	ON	2-3	N/A	2-1	
	DA102	ON	NONE	OFF				 For 7 & 8 Illuminated Versions Only
	DA103	ON	OFF	ON				 For 6 Illuminated Versions Only

Shown in Pos. 1

ACTUATOR

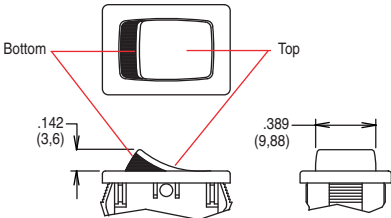
- J1 ROCKER
- *J3 ILLUMINATED ROCKER



NOTE: J3 actuator available with DA102 switch functions, 7&8 lamp ratings and not available with O2 and A termination options.

* J3 actuator not available with markings

- J2 TWO-TONE ROCKER



NOTE:

- 1. Available with DA102 switch function only.
- 2. Available with None or P actuator marking options only.

Rocker



Third Angle Projection

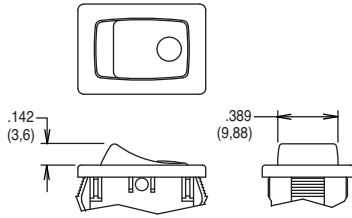
Dimensions are shown: Inches (mm)
Specifications and dimensions subject to change

www.ck-components.com

DA Series Miniature Single Pole Rocker Switches

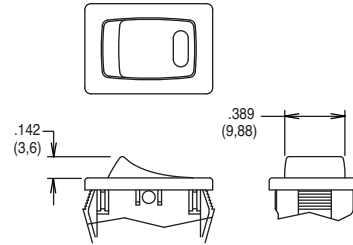
ACTUATOR

J4 CIRCLE, ILLUMINATED ROCKER



NOTE: Available with DA102 switch function and 7 & 8 lamp ratings combinations only. Not available with O2 and A termination options.

J5 OVAL, ILLUMINATED ROCKER

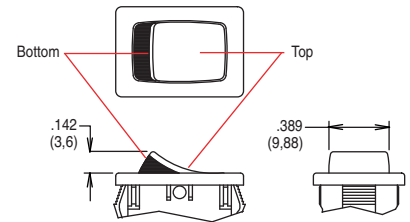


NOTE: Available with DA102 switch function and 6 lamp rating combinations only. Not available with O2 and A termination options.

ACTUATOR COLOR

	OPTION CODE	ACTUATOR COLOR
	2	BLACK
J1 only	1	WHITE
	3	RED
	R	RED, ILLUMINATED
	A	AMBER, ILLUMINATED
J3, J4, J5 only	G	GREEN, ILLUMINATED

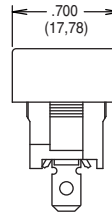
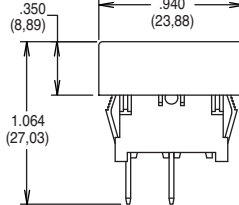
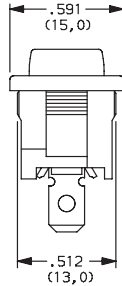
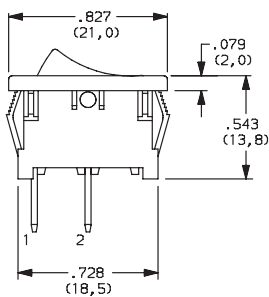
	OPTION CODE	ACTUATOR COLOR TOP	ACTUATOR COLOR BOTTOM
	1	WHITE	RED
J2 only	2	WHITE	BLACK
	3	RED	WHITE
	4	BLACK	WHITE
	5	BLACK	RED



MOUNTING STYLE/COLOR

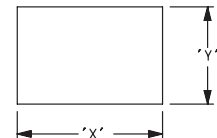
S2 SNAP-IN, BLACK

S1 SNAP-IN, WHITE



NOTE: Available with DA10X switch functions only.

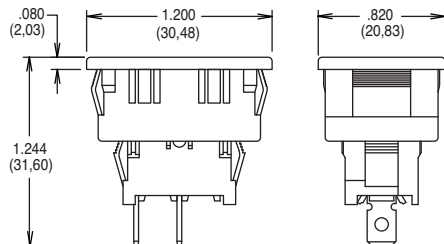
S2, S1 & G2 PANEL MOUNTING



PANEL THICKNESS	"X"	"Y"
0.030-0.049 (0,75-1,25)	0.756-.004 (19,2-0,1)	0.512+.004 (13,0+0,1)
0.049-0.079 (1,25-2,0)	0.764-.004 (19,4-0,1)	0.512+.004 (13,0+0,1)
0.079-0.118 (2,0-3,0)	0.779-.004 (19,8-0,1)	0.512+.004 (13,0+0,1)

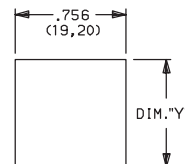
Actuator shown in Pos. 1

B2 RECESSED SNAP-IN BRACKET, BLACK

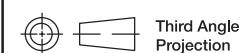


NOTE: Available with DA10X switch functions only.

B2 PANEL MOUNTING



PANEL THICKNESS	"Y"
0.030-0.049 (0,75-0,25)	1.068 (27,13)
0.049-0.079 (1,25-2,0)	1.076 (27,33)
0.079-0.118 (2,0-3,0)	1.092 (27,74)



Dimensions are shown: Inches (mm)
Specifications and dimensions subject to change

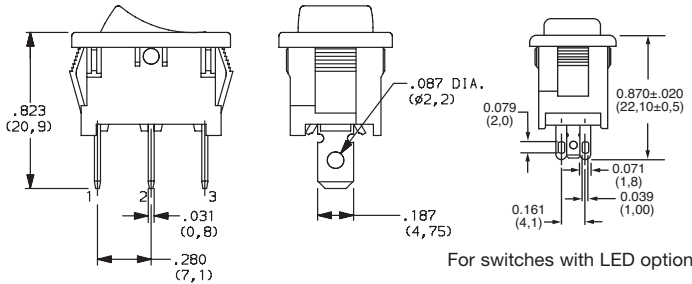
www.ck-components.com



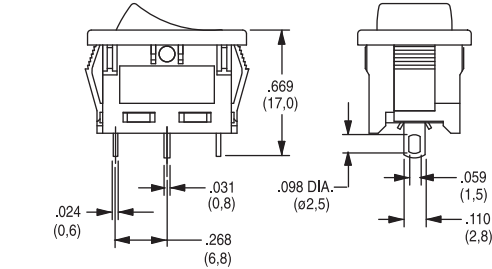
DA Series Miniature Single Pole Rocker Switches

TERMINATION

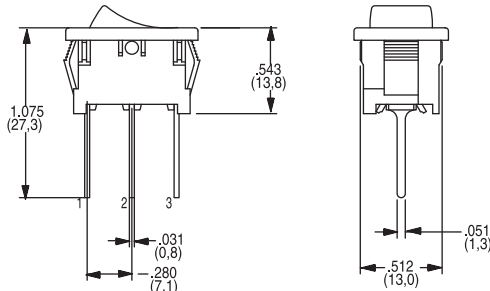
15 .187" QUICK CONNECT



17 SOLDER LUG

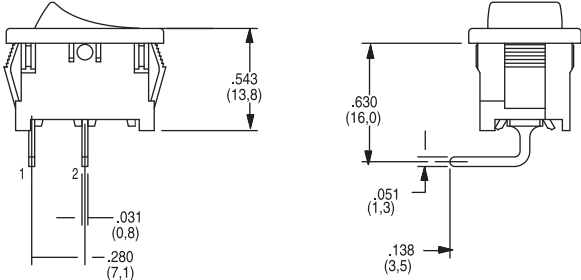


02* THRU-HOLE




* NOTE - O2 and A termination options not offered with J3, J4 or J5 actuator options.

A* RIGHT ANGLE



ACTUATOR MARKING

NONE NO MARKING



D ON-OFF



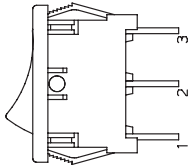
H O I



N LARGE DOT



P O -



All models shown in Pos. 1
Markings not available with J3 actuator

NOTE: Orientation of actuator marking and terminals.

CONTACT MATERIAL

OPTION CODE	CONTACT AND TERMINAL MATERIAL	RATINGS	
QF	SILVER	POWER	16 AMPS @ 125 VAC; 1/3 HP; 10 AMPS @ 250 VAC; 1/2 10 AMPS @ 125 VAC, 6 AMPS @ 250 VAC

* Note: See Technical Data section of this catalog for RoHS compliant and compatible definitions and specifications.

LAMP RATING

(NONE) NO LAMP

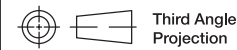
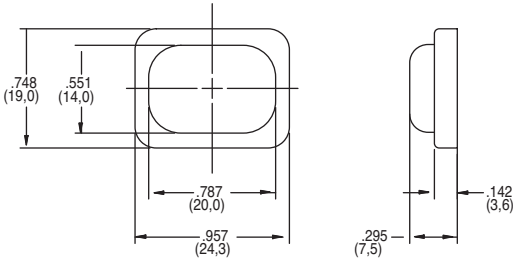
6 LED RATING @ 10 mA $V_F=1.85V$

7 125 VAC 33kΩ NEON

8 250 VAC 150kΩ NEON

ACCESSORIES

216C00000 IP65 SPLASH PROOF RUBBER BOOT



Dimensions are shown: Inches (mm)
Specifications and dimensions subject to change

www.ck-components.com

Rocker



G

C&K