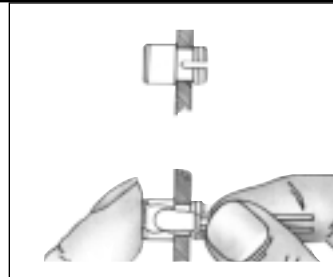


# LED LENS CAPS & HOLDERS

## LED LENS CAPS



FOR T-1 AND T-1 3/4



Designed for use with T-1 or T-1 3/4 LEDs, these Lens Caps are available in round or square configurations. They snap-mount through the front panel for easy, light-finger pressure, installation. The LED is inserted into the cap from behind the panel and held securely in place.

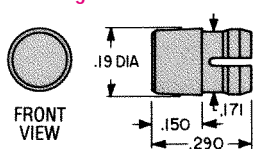
The Lens Cap protects the LED from physical damage while guarding the components from electrostatic discharge (ESD), up to 16KV. More economical

than indicator light assemblies, the caps feature striated lines and fresnel rings which permit up to 180° viewing angles with either diffused or non-diffused LED's. They provide exceptionally high contrast and visibility.

**MATERIAL:** Polycarbonate  
Available in Red, Green, Yellow and Clear.

### ROUND CAPS

Fig. 1



Standard Height

CAT. NO.	FIG. NO.	LED SIZE	COLOR	MTG. HOLE SIZE	MIN. MTG. CENTERS	PANEL THICKNESS
8650	1	T1	RED	.171	.250	.031/.062
8651	1	T1	GREEN	.171	.250	.031/.062
8652	1	T1	YELLOW	.171	.250	.031/.062
8653	1	T1	CLEAR	.171	.250	.031/.062
8662	2	T1 3/4	RED	.250	.375	.062/.125
8663	2	T1 3/4	GREEN	.250	.375	.062/.125
8664	2	T1 3/4	YELLOW	.250	.375	.062/.125
8665	2	T1 3/4	CLEAR	.250	.375	.062/.125

Fig. 2

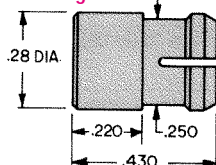
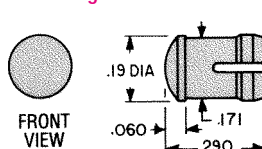


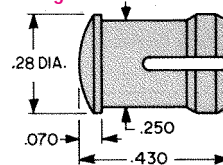
Fig. 3



Low Profile

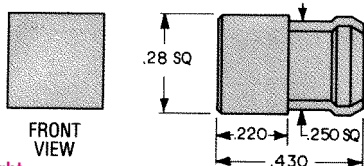
CAT. NO.	FIG. NO.	LED SIZE	COLOR	MTG. HOLE SIZE	MIN. MTG. CENTERS	PANEL THICKNESS
8656	3	T1	RED	.171	.250	.062/.125
8657	3	T1	GREEN	.171	.250	.062/.125
8658	3	T1	YELLOW	.171	.250	.062/.125
8659	3	T1	CLEAR	.171	.250	.062/.125
8668	4	T1 3/4	RED	.250	.375	.031/.250*
8669	4	T1 3/4	GREEN	.250	.375	.031/.250*
8670	4	T1 3/4	YELLOW	.250	.375	.031/.250*
8671	4	T1 3/4	CLEAR	.250	.375	.031/.250*

Fig. 4



### SQUARE CAPS

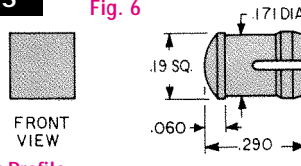
Fig. 5



Standard Height

CAT. NO.	FIG. NO.	LED SIZE	COLOR	MTG. HOLE SIZE	MIN. MTG. CENTERS	PANEL THICKNESS
8680	5	T1 3/4	RED	.250 Sq.	.375	.062/.125
8681	5	T1 3/4	GREEN	.250 Sq.	.375	.062/.125
8682	5	T1 3/4	YELLOW	.250 Sq.	.375	.062/.125
8683	5	T1 3/4	CLEAR	.250 Sq.	.375	.062/.125

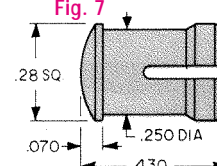
Fig. 6



Low Profile


CAT. NO.	FIG. NO.	LED SIZE	COLOR	MTG. HOLE SIZE	MIN. MTG. CENTERS	PANEL THICKNESS
8674	6	T1	RED	.171	.250	.062/.125
8675	6	T1	GREEN	.171	.250	.062/.125
8676	6	T1	YELLOW	.171	.250	.062/.125
8677	6	T1	CLEAR	.171	.250	.062/.125
8686	7	T1 3/4	RED	.250	.375	.031/.250*
8687	7	T1 3/4	GREEN	.250	.375	.031/.250*
8688	7	T1 3/4	YELLOW	.250	.375	.031/.250*
8689	7	T1 3/4	CLEAR	.250	.375	.031/.250*

Fig. 7



\*When mounting T-1 3/4 Low Profile Caps (Fig. 4 or Fig. 7) in panels .125 thick or less a spacer must be used. Spacer CAT. NO. 8692 MATERIAL: White Nylon 3.8 O.D. x 1/4 I.D. x 1/8 Lg.

## "SNAP-IN" T-1 & T-1<sup>3/4</sup> LED HOLDERS



Designed for use with T-1 & T-1 3/4 LED's in .060 - .070 thick panels. The holder snaps into the front panel with easy, light-finger pressure. The LED snaps into the holder from behind the panel and is held securely in place.

**MATERIAL:** Nylon 6/6, Black

CAT. NO.	LED SIZE	A	B	C	MTG. HOLE SIZE
8309	T-1	.114	.232	.188	.171
8310	T-1 3/4	.200	.315	.274	.250

