



Series 100 thru 111 DIP Jumpers

FEATURES:

- Aries offers a wide array of DIP jumper configurations and wiring possibilities for all your programming needs.
- Reliable, electronically tested solder connections.
- Protective covers are ultrasonically welded on and provide strain relief for cables.
- 10-color cable allows for easy identification and tracing.
- Consult factory for jumper lengths under 2.000 [50.80].

SPECIFICATIONS:

- Header body and cover is black UL 94V-0 4/6 Nylon.
- Header pins are Brass, 1/2 hard.
- Standard Pin plating is 10 μ [.25 μ m] min. Gold per MIL-G-45204 over 50 μ [1.27 μ m] min. Nickel per QQ-N-290.
- Optional Plating:
 "T" = 200 μ [5.08 μ m] min. Matte Tin per ASTM B545-97 over 50 μ [1.27 μ m] min. Nickel per QQ-N-290.
 "TL" = 200 μ [5.08 μ m] 90/10 Tin/Lead per MIL-T-10727 Type I over 50 μ [1.27 μ m] min. Nickel per QQ-N-290.
- Cable insulation is UL Style 2697 Polyvinyl Chloride (PVC).
- Laminate is clear PVC, self-extinguishing."
- .050 [1.27] pitch conductors are 28 AWG, 7/36 strand, Tinned Copper per ASTM B 33 (.039 [.99] pitch conductors are 26 AWG, 7/34 strand).
- Cable current rating=1 Amp @ 10°C [50°F] above ambient.
- Cable voltage rating=300 Volts.
- Cable temperature rating=176°F [80°C].
- Cable capacitance=13.0 pf/ft. [42.7pf/meter] nominal @1 MHz.**
- Crosstalk: 10' sample, 5 ns rise time with 2 lines driven. Near end=4.7%; Far end=4.3% nominal.**
- Propagation delay=1.5 ns/ft. [4.9 ns/meter] nominal.**
- Insulation resistance=10¹⁰ Ohms (10 ft. [3 meters] min.).

**Note: Applies to .050 [1.27] pitch cable only.

MOUNTING CONSIDERATIONS:

- Suggested PCB hole size=.033 \pm .002 [.86 \pm .05].



Note: Aries specializes in custom design and production. In addition to the standard products shown on this page, special materials, platings, sizes, and configurations can be furnished, depending on quantities. Aries reserves the right to change product specifications without notice.

ORDERING INFORMATION

XX-XXXX-XXXXXX

No. of conductors (see table)
 Cable length in inches:
 Ex: 2" = -002-
 2.5" = -002.5-
 (min. length=2."[50.80mm])

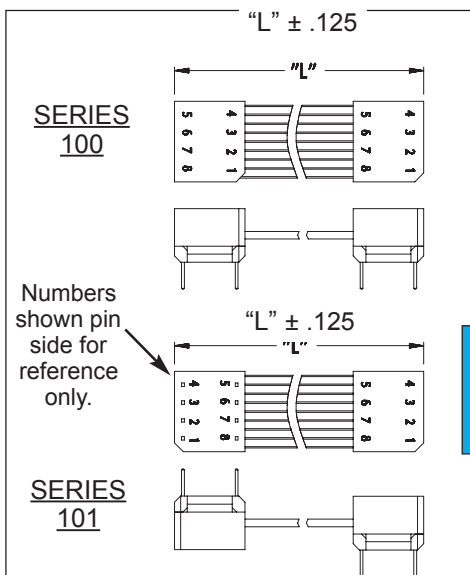
Jumper series

Optional suffix:
 T= Tin plated header pins
 TL= Tin/Lead plated header pins
 ST= stripped and Tin Dipped ends (Series 106-111)
 STL= stripped and Tin/Lead Dipped Ends (Series 106-111)

Centers "C"	Dim. "D"	Available Sizes
.300 [7.62]	.395 [10.03]	4 thru 20
.400 [10.16]	.495 [12.57]	22
.600 [15.24]	.695 [17.65]	24, 28, 40

All Dimensions: Inches [Millimeters]

All tolerances \pm .005[.13] unless otherwise specified

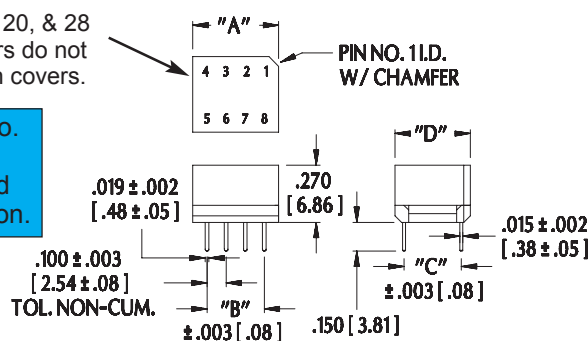


"A"=(NO. OF CONDUCTORS X .050 [1.27] + .095 [2.41]
 "B"=(NO. OF CONDUCTORS - 1) X .050 [1.27]

Note: 10, 12, 18, 20, & 28 conductor jumpers do not have numbers on covers.


See Data Sheet No. 11007 for other configurations and additional information.

HEADER DETAIL



ARIES
ELECTRONICS, INC.

Bristol, PA 19007-6810 USA
 TEL(215)781-9956•FAX(215)781-9845
 WWW.ARIESELEC.COM • INFO@ARIESELEC.COM



11006
REV. H

Mouser Electronics

Authorized Distributor

Click to View Pricing, Inventory, Delivery & Lifecycle Information:

[Aries Electronics:](#)

[22-012-107](#) [22-012-101](#) [22-012-105](#)