THIS DRAWING IS A CONTROLLED DOCUMENT.

LOC	DIST
J	—

REVISIONS 変更

P	LTR	DESCRIPTION	DATE	DWN	APVD
	B	REDRAWN WITH CHANGE FJ00-2151-02	10OCT2002	T.H	M.S

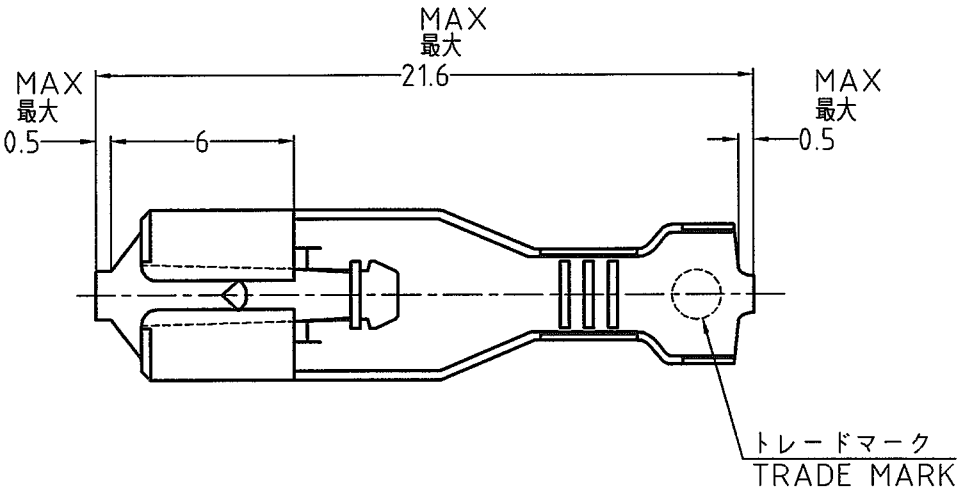

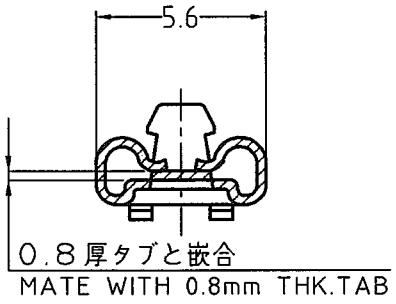

断面 A-A
SECT

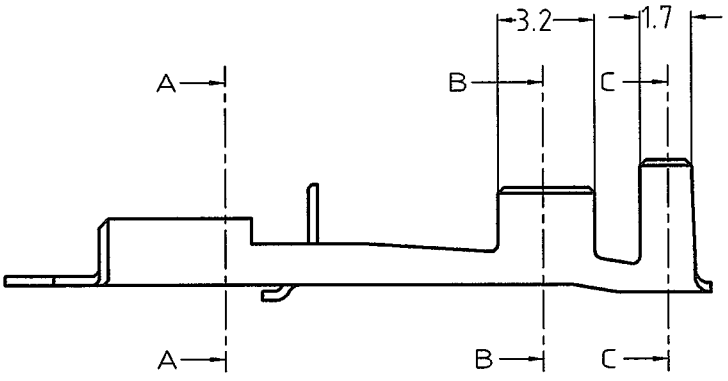

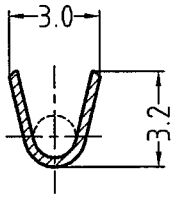

断面 B-B
SECT

注記；
1. 適用ハウジング型番 ： タイコジャパン製品は無し
2. 本コンタクト単体での使用に際しては、ロックレバーの変形に注意して下さい。

NOTES;
1. APPLICABLE HOUSING P/N : NONE IN TYCO JAPAN
2. PLEASE TAKE CARE THE DEFORMATION OF LOCKING LEVER

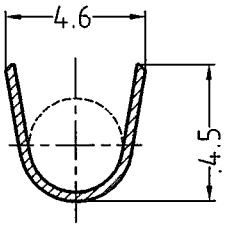

断面 C-C
SECT

—//—	錫めっき済黄銅 0.3t PRE-TIN BRASS 0.3t	173691-1
ばら状端子型番 LOOSE PIECE P/N	材料 MATERIAL	型 番 P/N
抱合電線断面積 WIRE RANGE 0.51～1.38m m² (AWG #20～#16)	被覆外径 INSULATION DIA φ1.9～φ3.4m m	

THIS DRAWING IS UNPUBLISHED. © COPYRIGHT — BY TYCO ELECTRONICS CORPORATION. ALL RIGHTS RESERVED. RELEASED FOR PUBLICATION

DIMENSIONS: 単位： 耗 MM

TOLERANCES UNLESS OTHERWISE SPECIFIED: 一般公差
±0.4
—
—
—
—
—

DWN T.HATANO	10OCT2002	
CHK M.SUZUKI	10OCT2002	
APVD M.SHINDO	10OCT2002	
PRODUCT SPEC 製品規格 —		
APPLICATION SPEC 取付適用規格 114-5041		
WEIGHT		

MATERIAL 材料: SEE TABLE
FINISH 仕上:

tyco Electronics
Tyco Electronics AMP K.K.
Kawasaki, Japan

NAME 名称: 187 SERIES POSITIVE LOCK (MARK-II) REC. FOR 0.8t TAB

SIZE	CAGE CODE	DRAWING NO 番号	RESTRICTED TO
A4	00779	C-173691	—

CUSTOMER DRAWING

SCALE 尺度 4:1 | SHEET 1 OF 1 | REV B

AMP 1469-35 REV 31MAR2000

10OCT2002 2:22pm FJ035868