

PRODUCT SPECIFICATION



Product Name	1008 WIRE WOUND CERAMIC CHIP INDUCTORS	Page	1
TAMURA Part No.	T1008-XXX	Rev. No.	0

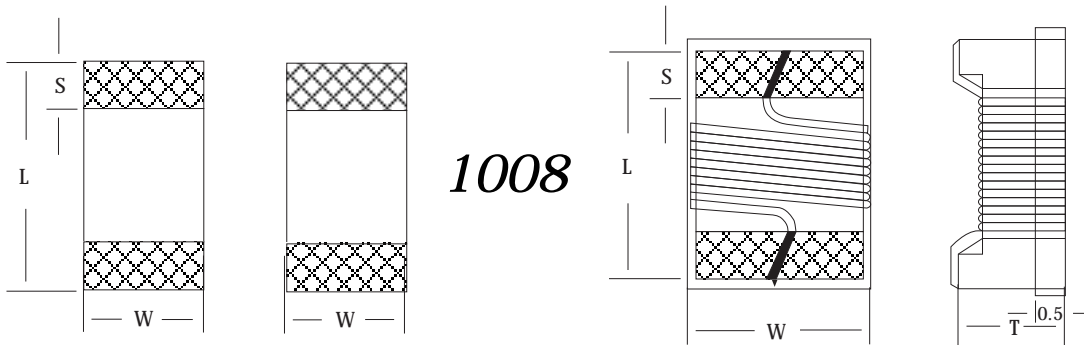
Features:

- Small and lightweight.
- Wide inductance range, 4.7nH to 820nH.
- Excellent solderability and resistance to soldering heat, suitable for flow and reflow soldering.
- Minimum dimensions, high reliability and high speed surface mount assembly.

Application:

1. Prevention of electromagnetic interference to signals on the secondary side of electric equipment
2. Telecommunication products, mobile phone, pagers, cellular phone, computers. Modems, OA products, TVs, VCRs. etc.

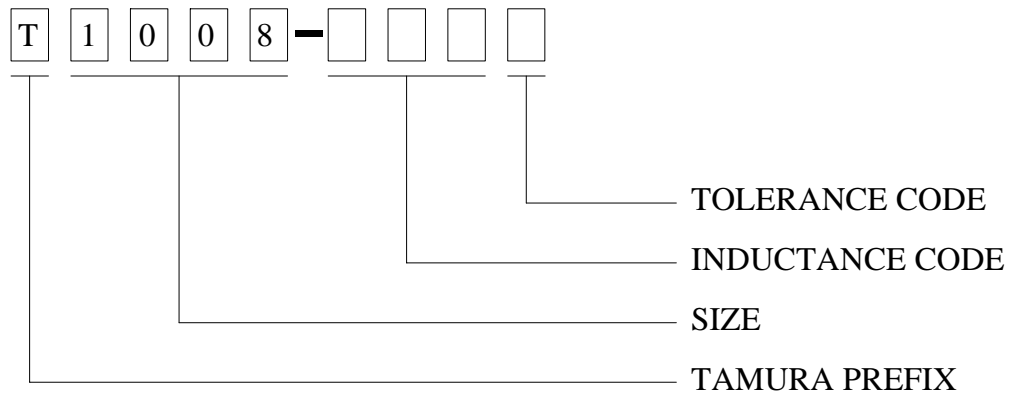
1. CONFIGURATION & DIMENSIONS :



Size Code		L ± 0.2	W ± 0.2	T ± 0.2	S ± 0.2
Japan	USA/Europe				
2520	1008	2.70	2.50	2.05	0.50

All dimensions in mm

2. Part No. FORMAT :

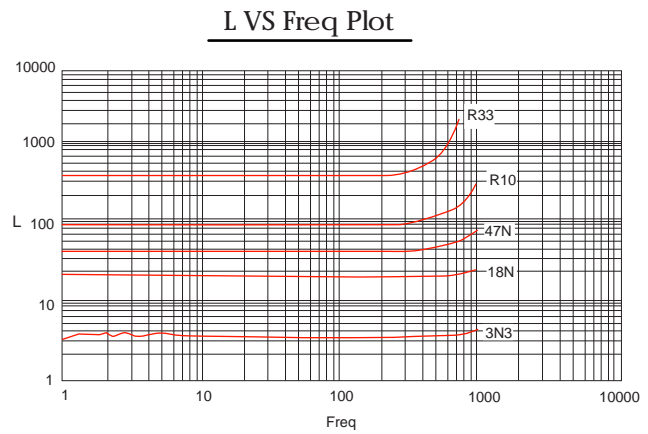
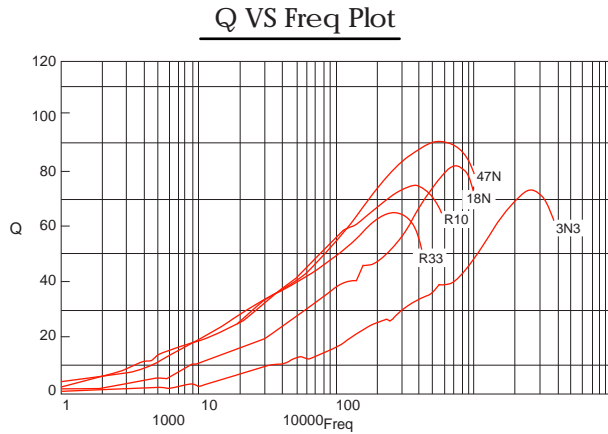


Tolerance Code: J=± 5%, G= ± 2%

PRODUCT SPECIFICATION



Product Name	1008 WIRE WOUND CERAMIC CHIP INDUCTORS	Page	2
TAMURA Part No.	T1008-XXX	Rev. No.	0



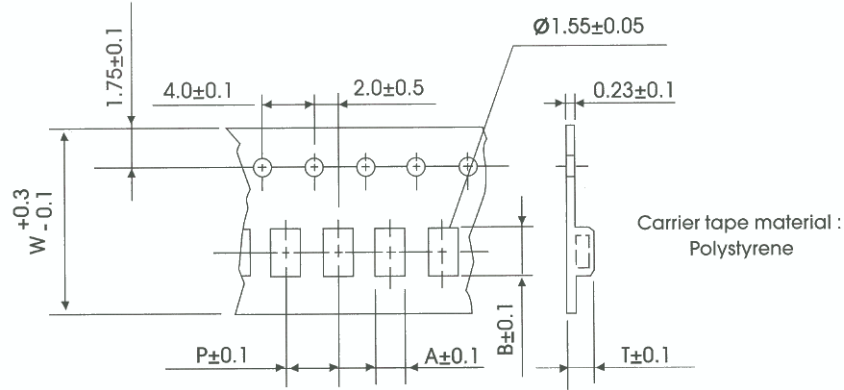
PART No.	Inductance (nH)	Q Min	RDC Max (Ohms)	IDC Max (mA)	SRF Min (MHz)
T1008 - 4N7	4.7@ 50MHz	40@ 1000MHz	0.15	1000	4100
T1008 - 10N	10@ 50MHz	50@ 500MHz	0.08	1000	4100
T1008 - 12N	12@ 50MHz	50@ 500MHz	0.09	1000	3300
T1008 - 15N	15@ 50MHz	45@ 500MHz	0.13	1000	2500
T1008 - 18N	18@ 50MHz	50@ 350MHz	0.11	1000	2500
T1008 - 22N	22@ 50MHz	55@ 350MHz	0.12	1000	2400
T1008 - 27N	27@ 50MHz	45@ 350MHz	0.13	1000	1600
T1008 - 33N	33@ 50MHz	55@ 350MHz	0.14	1000	1600
T1008 - 39N	39@ 50MHz	60@ 350MHz	0.15	1000	1500
T1008 - 47N	47@ 50MHz	55@ 350MHz	0.16	1000	1500
T1008 - 56N	56@ 50MHz	60@ 350MHz	0.18	1000	1300
T1008 - 68N	68@ 50MHz	60@ 350MHz	0.20	1000	1300
T1008 - 82N	82@ 50MHz	55@ 350MHz	0.22	1000	1000
T1008 - R10	100@ 25MHz	60@ 350MHz	0.24	650	1000
T1008 - R12	120@ 25MHz	55@ 350MHz	0.28	650	950
T1008 - R15	150@ 25MHz	45@ 100MHz	0.30	580	850
T1008 - R18	180@ 25MHz	40@ 100MHz	0.32	620	750
T1008 - R22	220@ 25MHz	45@ 100MHz	0.36	500	700
T1008 - R27	270@ 25MHz	40@ 100MHz	0.40	500	600
T1008 - R33	330@ 25MHz	40@ 100MHz	0.45	450	570
T1008 - R39	390@ 25MHz	40@ 100MHz	0.79	470	500
T1008 - R47	470@ 25MHz	40@ 100MHz	0.88	470	450
T1008 - R56	560@ 25MHz	40@ 100MHz	1.33	400	415
T1008 - R62	620@ 25MHz	40@ 100MHz	1.41	300	375
T1008 - R68	680@ 25MHz	40@ 100MHz	1.47	400	375
T1008 - R75	750@ 25MHz	40@ 100MHz	1.54	360	360
T1008 - R82	820@ 25MHz	40@ 100MHz	1.61	400	350
T1008 - R91	910@ 25MHz	35@ 50MHz	1.68	380	320
T1008 - 1R0	1000@ 25MHz	35@ 50MHz	1.98	370	290
T1008 - 1R2	1200@ 7.9MHz	30@ 50MHz	2.18	310	250
T1008 - 1R5	1500@ 7.9MHz	25@ 50MHz	2.30	330	200
T1008 - 1R8	1800@ 7.9MHz	22@ 50MHz	2.60	300	160
T1008 - 2R7	2700@ 7.9MHz	22@ 25MHz	3.55	290	140
T1008 - 3R9	3900@ 7.9MHz	20@ 25MHz	5.26	260	100
T1008 - 4R7	4700@ 7.9MHz	20@ 25MHz	5.79	260	90
T1008 - 5R6	5600@ 7.9MHz	20@ 7.9MHz	8.38	240	20
T1008 - 6R8	6800@ 7.9MHz	20@ 7.9MHz	9.20	200	40
T1008 - 8R2	8200@ 7.9MHz	20@ 7.9MHz	14.2	170	25

PRODUCT SPECIFICATION



Product Name	1008 WIRE WOUND CERAMIC CHIP INDUCTORS	Page	3
TAMURA Part No.	T1008-XXX	Rev. No.	0

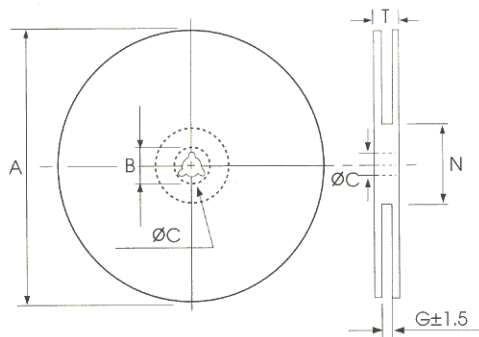
3. PACKAGING INFORMATION :



Package Size	A	B	W	P	T	Carrier Material	Tape/Cover Material	Qty. Units / reel	# Reels /Carton	Carton Size (LxWxH)
0402	0.65	1.15	8	2	N/A	plastic	plastic	10,000	36	400*265*238
0603	1.08	1.88	8	4	N/A	plastic	plastic	3000	36	400*265*238
0805	1.50	2.30	8	4	0.3	plastic	plastic	3000	36	400*265*238
1008	N/A	N/A	8	4	0.3	plastic	plastic	2000	36	400*265*238
1210	1.88	3.50	8	4	0.3	plastic	plastic	2000	50	390*215*390
1812	N/A	N/A	12	8	0.3	plastic	plastic	500	40	390*215*390

Dimensions in mm

REEL DIMENSIONS
Material:Paper, Plastic



TYPE	8mm	12mm
A	178± 2	178± 2
B	21.0± 0.8	21.0± 0.8
C	13.0± 0.8	13.0± 0.8
G	10.0	14.0
N	75	75
T	12.5	16.5

