THIS DRAWING IS UNPUBLISHED. RELEASED FOR PUBLICATION 20
© COPYRIGHT 20 Tyco Electronics AMP GmbH ALL RIGHTS RESERVED.

LOC	DIST
FT	0

REVISIONS

P	LTR	DESCRIPTION	DATE	DWN	APVD
	C1	REVISED PER ECO-12-007964	02MAY2012	KH	MS

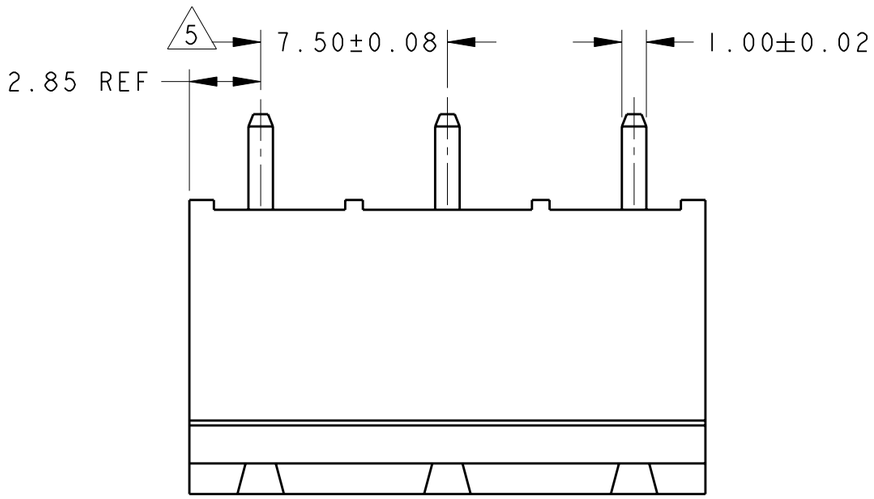

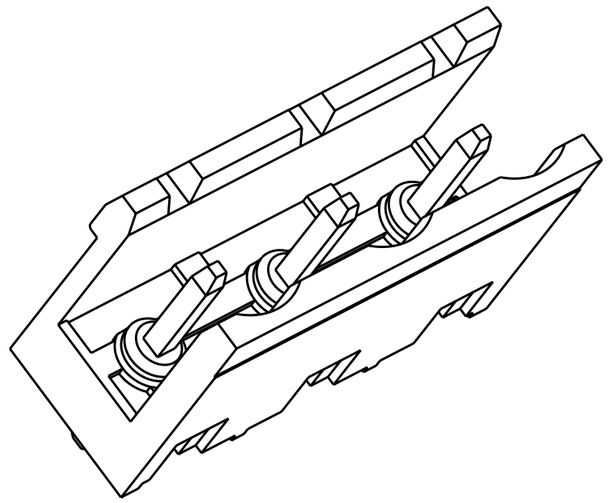

282963-3 AS SHOWN

1 MATERIALS AND FINISH
HOUSING: PA 6-6, UL 94-V0, COLOR GREEN.
TERMINAL: COPPER ALLOY, TIN PLATED.

2 SUITABLE FOR 1,6-2,4mm PC BOARD THICKNESS.

3 RECOGNIZED UNDER THE COMPONENT PROGRAM OF UNDERWRITERS LABORATORIES INC. FILE N° E60677.

4 IMQ CERTIFICATE WITH SURVEILLANCE IN CONFORMITY WITH IEC 998-1/998-2-1.

5 NOT CUMULATIVE TOLERANCE.

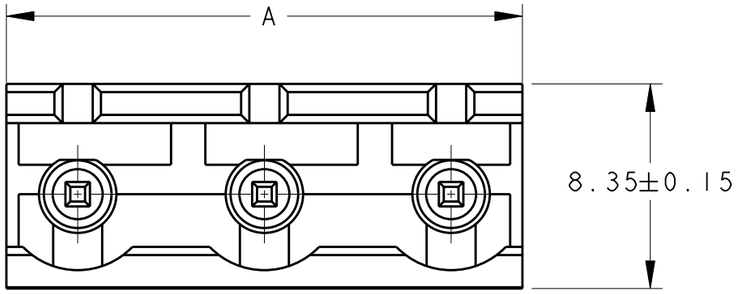

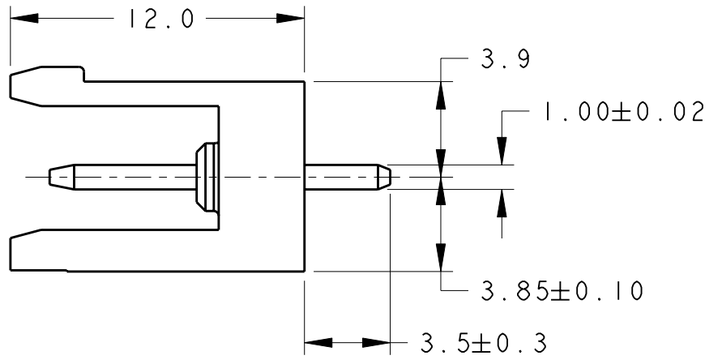

DIM. A	N° OF POS.	PART NUMBER
88.20	12	1-282963-2
80.70	11	1-282963-1
73.20	10	1-282963-0
65.70	9	282963-9
58.20	8	282963-8
50.70	7	282963-7
43.20	6	282963-6
35.70	5	282963-5
28.20	4	282963-4
20.70	3	282963-3
13.20	2	282963-2

RECOMMENDED PC BOARD LAYOUT

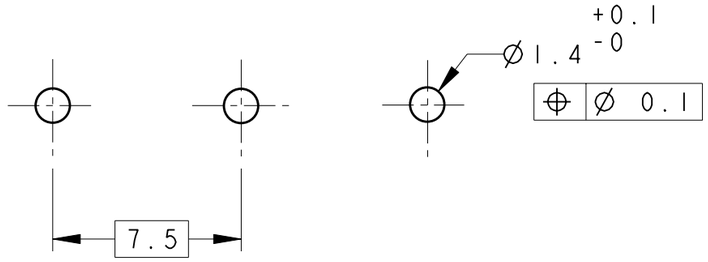

THIS DRAWING IS A CONTROLLED DOCUMENT.

DIMENSIONS: mm

TOLERANCES UNLESS OTHERWISE SPECIFIED:
0 PLC ±-
1 PLC ±.3
2 PLC ±.25
3 PLC ±-
4 PLC ±-
ANGLES ±2

MATERIAL 1 -

FINISH 1 -

DWN E. ZANOLINI 15NOV2001
CHK D. BIEVENOUR 15NOV2001
APVD D. BIEVENOUR 15NOV2001
PRODUCT SPEC 108-20166
APPLICATION SPEC 114-20079
WEIGHT -

CUSTOMER DRAWING

TE Connectivity

NAME TERMINAL BLOCK HEADER ASSEMBLY
90 DEGREE OPEN ENDS
7.5mm PITCH

SIZE	CAGE CODE	DRAWING NO	RESTRICTED TO
A3	00779	C-282963	-

SCALE 4:1 SHEET 1 OF 1 REV C1

1470-19 (3/11)

Pro/ENGINEER DRAWING