



Hercules

A.01.C.301111

## Specification

<b>Part No.</b>	<b>A.01.C.301111</b>
<b>Product Name</b>	<b>GPS Hercules Heavy Duty Screw Mount Antenna</b>
<b>Description</b>	Two Stage 30dB Active GPS Antenna. Height 29mm, Diameter 49mm UV and Vandal Resistant PC Housing IP67 & IP69K Waterproof Rating 3M NFC-200 RP-SMA(M) – Standard RoHS Compliant
<b>Applications</b>	Location based services M2M Telematics Remote monitoring Timing for base stations Vehicle fleet tracking

## 1. Introduction

The **A.01** Hercules is a high performance thread mount GPS antenna designed for external use on vehicles and outdoor assets. Designed for heavy duty work with one piece C&C machined nickel steel base plate and threads, there are also convenient side slots for running cables laterally. Durable UV resistant ABS housing is resistant to vandalism and direct attack. At only 29mm high it complies with the latest EU directives for height restrictions, whilst also enabling covert operation with a diameter of 49mm.

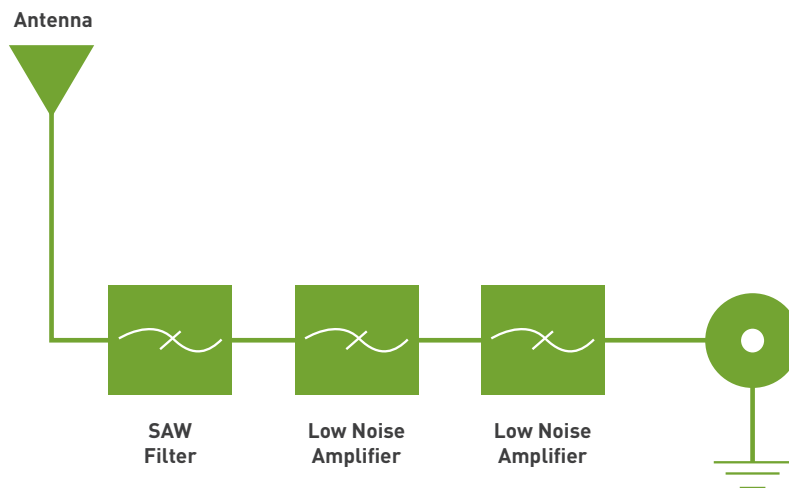
Cable lengths, types and connectors are fully customizable. For cable lengths above 5M please use our 40dB LNA **A.03** model and low loss cable.

## 2. Electrical Specifications

Parameter	Specification		
Frequency	1575.42MHz $\pm$ 1.023MHz		
Dimensions	Height 29mm, Diameter 49mm,		
Impedance	50 ohm		
VSWR	2.0 Max		
GPS Patch Gain	2.0dB Passive Gain at Zenith -1.0dBi Gain at 10 degrees elevation		
Axial ratio	3.0 dB max		
Polarization	RHCP		
Out Band Rejection	fo = 1575.42MHz fo $\pm$ 30 MHz 5dB Min. fo $\pm$ 50 MHz 20dB Min. fo $\pm$ 100 MHz 25dB Min.		
Input Voltage	Min. 1.8V	Typ. 3.0V	Max. 5.5V
Total Gain @ Zenith	25dBic	30dBic	32dBic
Current Consumption	6mA	12mA	30mA
Noise Figure	2.7dB	3.0dB	3.7dB

### 3. LNA

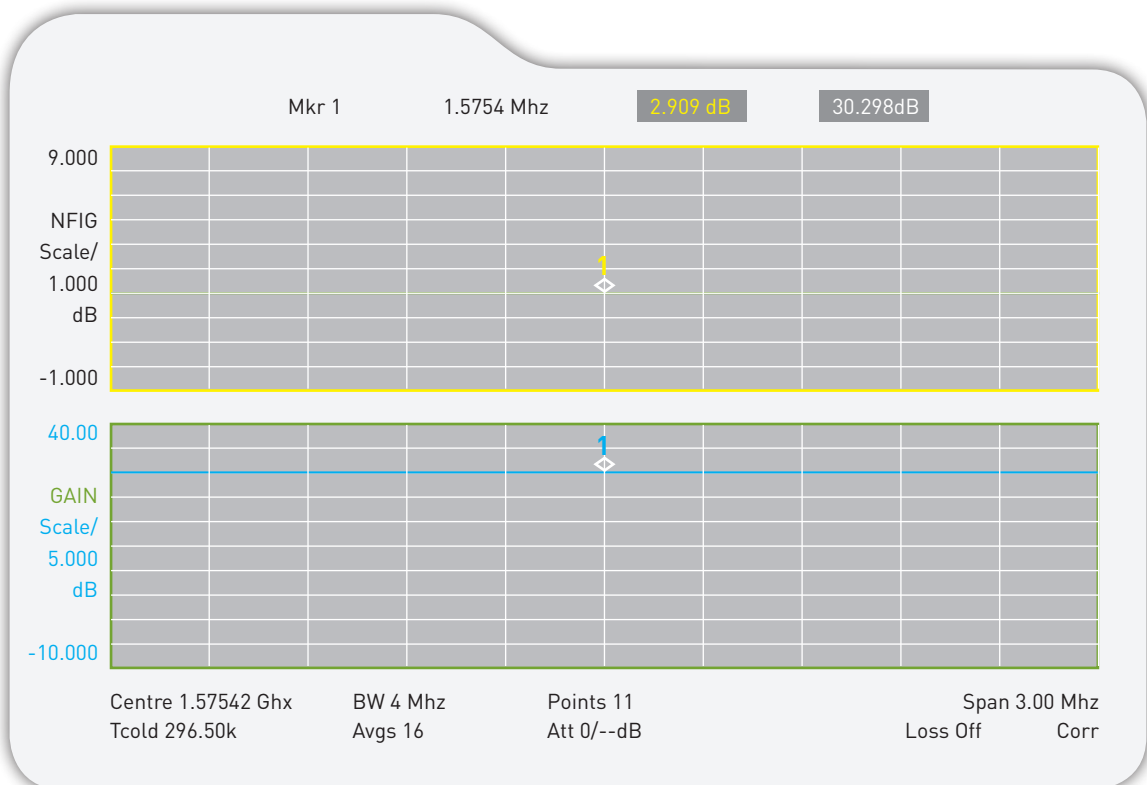
#### 3.1 LNA Functional Circuit



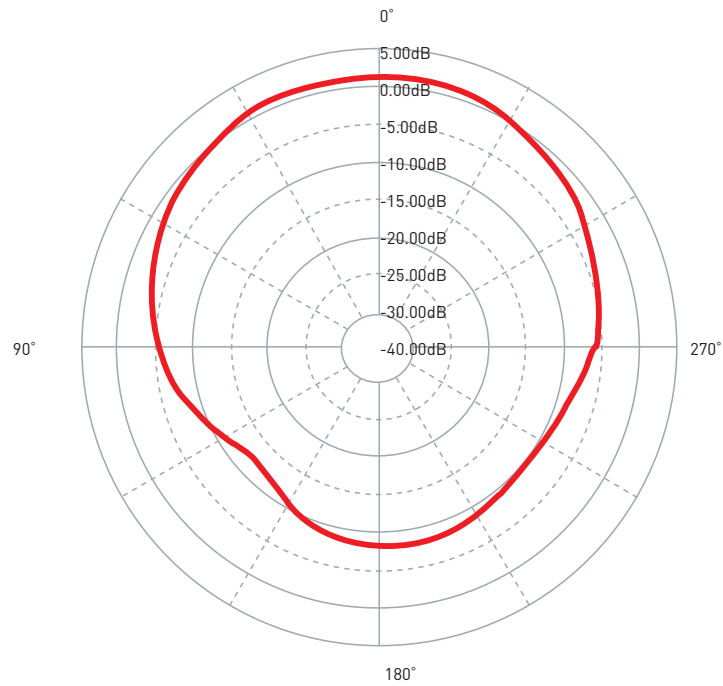
#### 3.2 LNA Gain and Out-band Rejection @ 3.0V



### 3.4 LNA Noise Figure at DC 3V



## 4. Radiation Patterns

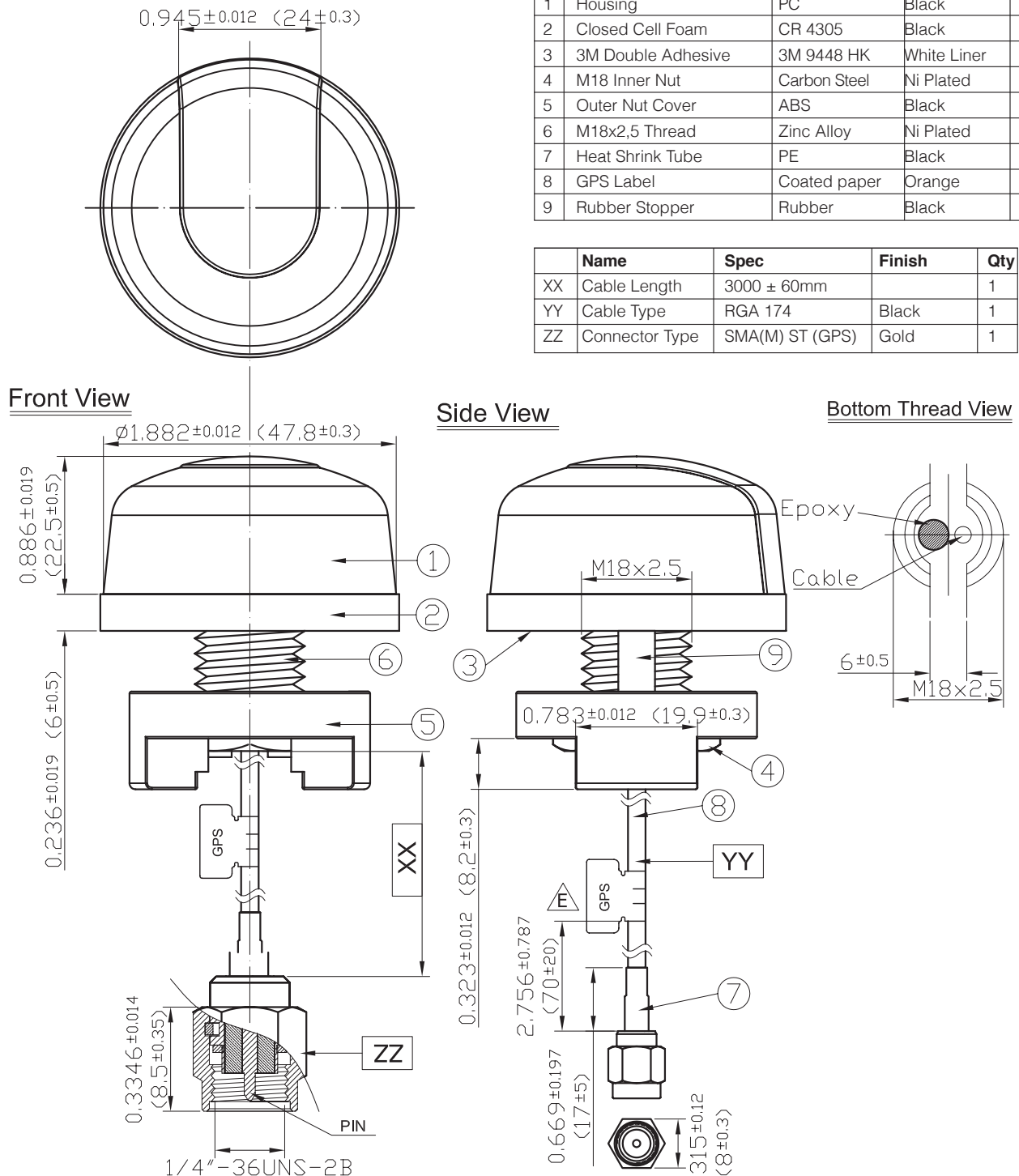


0 degree is the top of Hercules

## 5. Mechanical Specifications

Parameter	Specification
Housing	UV resistant PC
Thread and Base Plate	Nickel Plated Steel/Zinc
Sealing Foam	CR4305 with 3M9448B double-side adhesive
Waterproof	IP67 & IP69K
Thread Diameter	18mm
Recommended Mounting Torque	24.5N·m
Maximum Mounting Torque	29.4N·m
Operating Temperature	-40°C ~ +85°C
Storage Temperature	-40°C ~ +105°C
Cable/Connectors	3M RG-174 Cables and SMA Connector (std) Fully Customizable

## 6. Mechanical Drawing

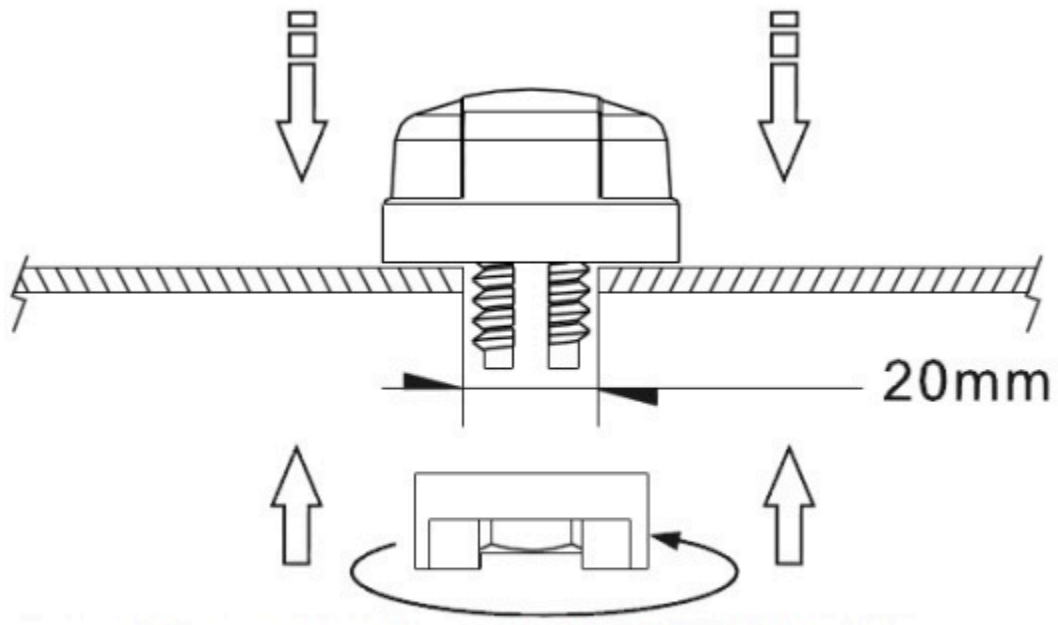


	Name	Material	Finish	Qty
1	Housing	PC	Black	1
2	Closed Cell Foam	CR 4305	Black	1
3	3M Double Adhesive	3M 9448 HK	White Liner	1
4	M18 Inner Nut	Carbon Steel	Ni Plated	1
5	Outer Nut Cover	ABS	Black	1
6	M18x2,5 Thread	Zinc Alloy	Ni Plated	1
7	Heat Shrink Tube	PE	Black	1
8	GPS Label	Coated paper	Orange	1
9	Rubber Stopper	Rubber	Black	1

	Name	Spec	Finish	Qty
XX	Cable Length	3000 $\pm$ 60mm		1
YY	Cable Type	RGA 174	Black	1
ZZ	Connector Type	SMA(M) ST (GPS)	Gold	1



## 7. Installation



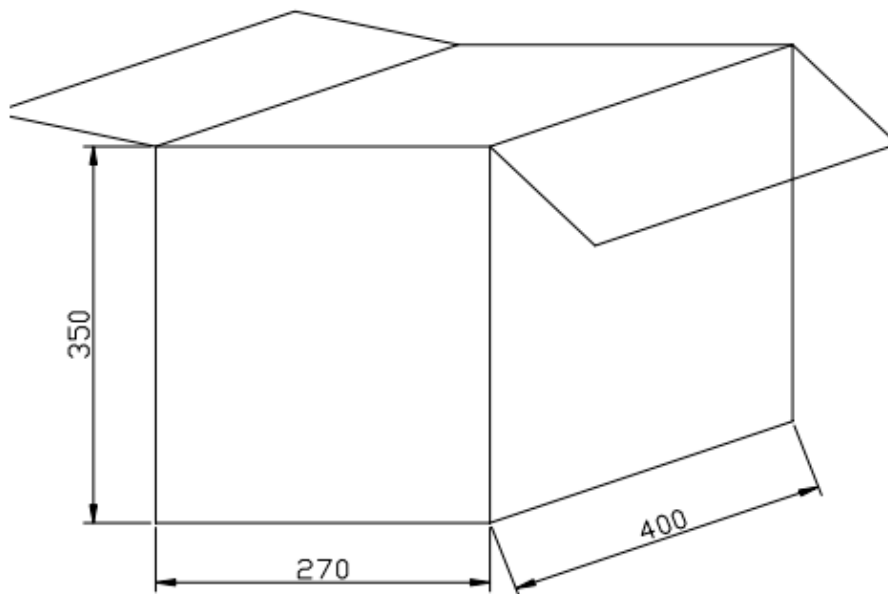
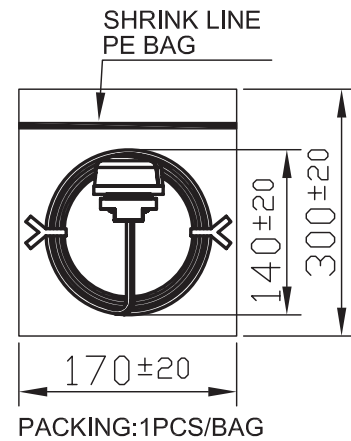
Recommended torque for mounting is 24.5N·m  
Maximum torque for mounting is 29.4N·m



## 8. Packaging

1pc antenna per PE Bag  
40 big PE bags per box

Unit : mm



Taoglas makes no warranties based on the accuracy or completeness of the contents of this document and reserves the right to make changes to specifications and product descriptions at any time without notice.

Taoglas reserves all rights to this document and the information contained herein.

Reproduction, use or disclosure to third parties without express permission is strictly prohibited.

Copyright © Taoglas Ltd.

# Mouser Electronics

Authorized Distributor

Click to View Pricing, Inventory, Delivery & Lifecycle Information:

Taoglas:

[A.01.C.301111](#)