
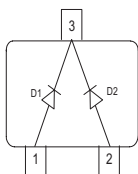


Silicon Variable Capacitance Diode

- For FM radio tuner with extended frequency band 77MHz to 108MHz
- Designed for application requiring back-to-back diode configuration for optimum signal distortion and detuning
- High tuning ratio at low supply voltage (car radio)
- Monolithic chip (common cathode) for perfect dual diode tracking
- Good C- V linearity
- High figure of merit
- Pb-free (RoHS compliant) package



BB844



Type	Package	Configuration	L_S (nH)	Marking
BB844	SOT23	common cathode	1.8	SNs

Maximum Ratings at $T_A = 25^\circ\text{C}$, unless otherwise specified

Parameter	Symbol	Value	Unit
Diode reverse voltage	V_R	18	V
Peak reverse voltage	V_{RM}	20	
Forward current	I_F	50	mA
Operating temperature range	T_{op}	-55 ... 150	$^\circ\text{C}$
Storage temperature	T_{stg}	-55 ... 150	

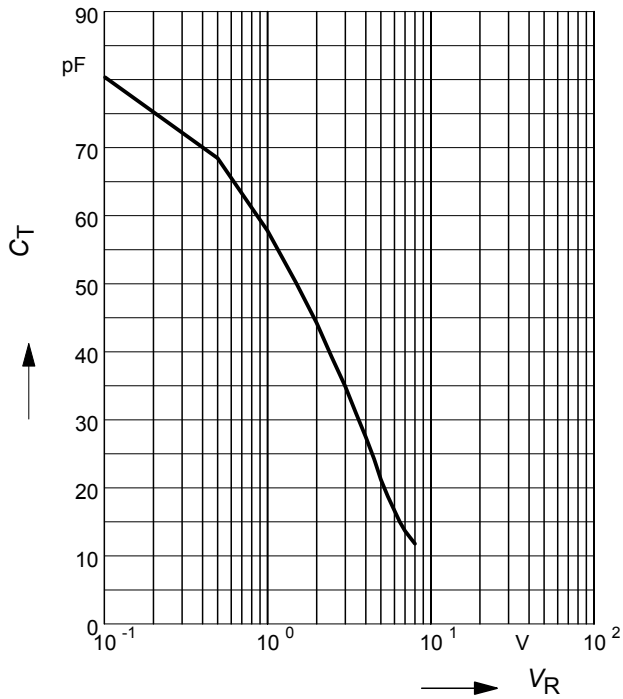
Electrical Characteristics at $T_A = 25^\circ\text{C}$, unless otherwise specified

Parameter	Symbol	Values			Unit
		min.	typ.	max.	
DC Characteristics					
Reverse current $V_R = 16\text{ V}$ $V_R = 16\text{ V}, T_A = 85\text{ }^{\circ}\text{C}$	I_R	- - -	- - -	20 200	nA
AC Characteristics					
Diode capacitance $V_R = 2\text{ V}, f = 1\text{ MHz}$ $V_R = 4\text{ V}, f = 1\text{ MHz}$ $V_R = 8\text{ V}, f = 1\text{ MHz}$	C_T	42.5 25 10	43.75 27 11.5	45 29 13	pF
Capacitance ratio $V_R = 2\text{ V}, V_R = 8\text{ V}, f = 1\text{ MHz}$	C_{T2}/C_{T8}	3.2	3.8	-	
Capacitance matching ¹⁾ $V_R = 2\text{V to } 8\text{V} , f = 1\text{ MHz}$	$\Delta C_T/C_T$	-	-	1.5	%
Series resistance $V_R = 2\text{ V}, f = 100\text{ MHz}$	r_S	-	0.28	-	Ω

¹For details please refer to Application Note 047.

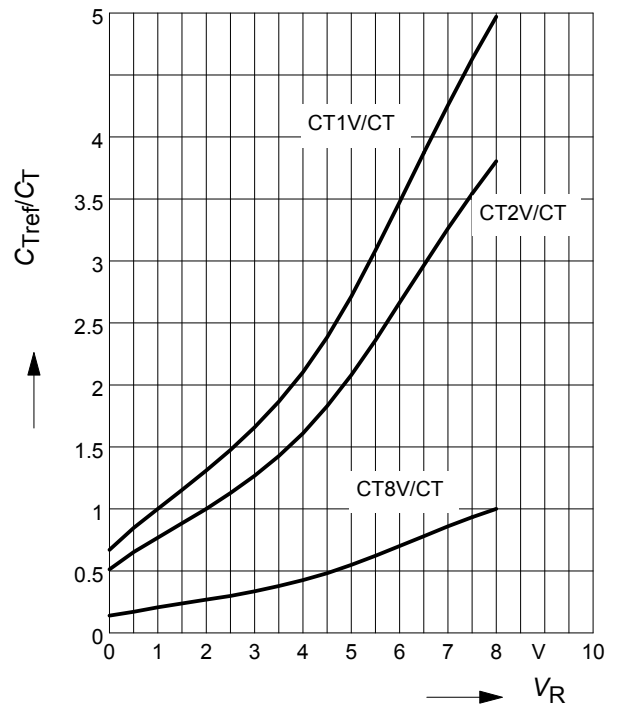
Diode capacitance $C_T = f(V_R)$

$f = 1\text{MHz}$

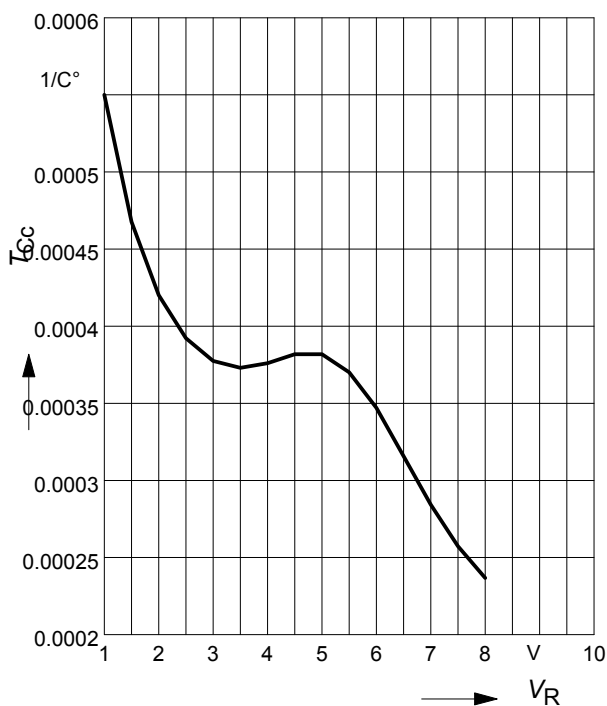


Capacitance ratio $C_{Tref}/C_T = f(V_R)$

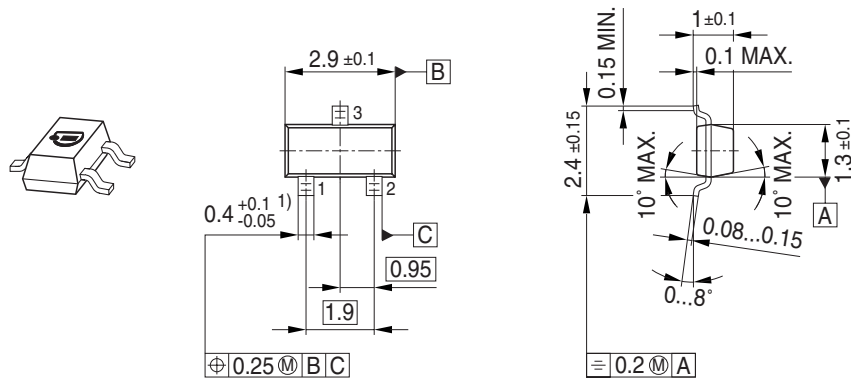
$f = 1\text{MHz}$



Temperature coefficient of the diode capacitance $T_{Cc} = f(V_R)$

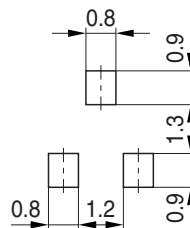


Package Outline

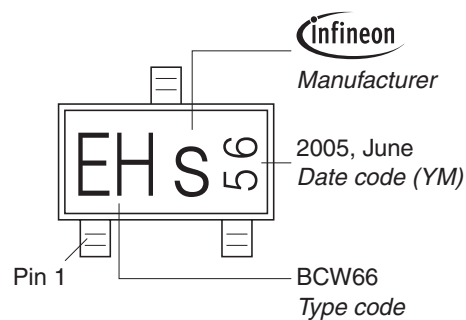


1) Lead width can be 0.6 max. in dambar area

Foot Print

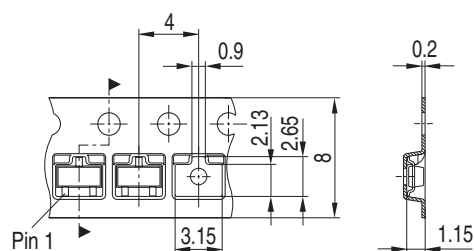


Marking Layout (Example)



Standard Packing

Reel ø180 mm = 3.000 Pieces/Reel
Reel ø330 mm = 10.000 Pieces/Reel



Edition 2009-11-16

**Published by
Infineon Technologies AG
81726 Munich, Germany**

**© 2009 Infineon Technologies AG
All Rights Reserved.**

Legal Disclaimer

The information given in this document shall in no event be regarded as a guarantee of conditions or characteristics. With respect to any examples or hints given herein, any typical values stated herein and/or any information regarding the application of the device, Infineon Technologies hereby disclaims any and all warranties and liabilities of any kind, including without limitation, warranties of non-infringement of intellectual property rights of any third party.

Information

For further information on technology, delivery terms and conditions and prices, please contact the nearest Infineon Technologies Office ([<www.infineon.com>](http://www.infineon.com)).

Warnings

Due to technical requirements, components may contain dangerous substances. For information on the types in question, please contact the nearest Infineon Technologies Office.

Infineon Technologies components may be used in life-support devices or systems only with the express written approval of Infineon Technologies, if a failure of such components can reasonably be expected to cause the failure of that life-support device or system or to affect the safety or effectiveness of that device or system. Life support devices or systems are intended to be implanted in the human body or to support and/or maintain and sustain and/or protect human life. If they fail, it is reasonable to assume that the health of the user or other persons may be endangered.