RF ATTENUATOR MODEL *TG9001*

Available in: 5 Pin TO-8, Flatpack, Surface Mount Flatpack, and Connectorized Housings

Features

- 5 MHz to 2000 MHz
- Low Insertion Loss
- Operating Temp. - 55 ºC to + 85 ºC
- Environmental Screening Available

Specifications

CHARACTERISTIC	TYPICAL Ta= 25 ºC	MIN/MAX Ta = -55 ºC to +85 ºC
Frequency (MHz)	5 - 2000 MHz	5 - 2000 MHz
Insertion Loss (Vc=15)		
5-500 MHz	2.0	2.3 Max.
5-1000 MHz (dB)	2.2	2.5 Max.
5-2000 MHz	2.5	3.5 Max.
Max Attenuation		
5-500 MHz	33	31 Min.
5-1000 MHz (dB)	27	25 Min.
5-2000 MHz	23	18 Min.
VSWR (Worst Case)		
5-500 MHz	1.75.1	2.0:1 Max.
5-1000 MHz (dB)	1.75.1	2.0:1 Max.
5-2000 MHz	2.2:1	2.2:1 Max.
Flatness over Freq.		
5-500 MHz	±0.15	±0.25 Max.
5-1000 MHz (dB)	±0.5	±1.0 Max.
5-2000 MHz	±0.7	±1.5 Max.
Bias Power Vdc	+15	+15
mA	5.5	10 Max.
Control Power Vdc	0 to +15	0 to +15
mA	5.5	0 to 7 Max.
Switching Speed (µsec) 10% to 90%	40	60 Max.

Note: Care should always be taken to effectively ground the case of each unit.

Maximum Ratings

Ambient Operating Temperature ..... -55ºC to + 100 ºC
Storage Temperature ..... -62ºC to + 125 ºC
Case Temperature ..... + 125 ºC
DC Voltage ..... + 18 Volts
Continuous RF Input Power ..... + 20 dBm
Short Term RF Input Power ..... 200 Milliwatts
..... (1 Minute Max.)
Maximum Peak Power.....1 Watt
(3 µsec Max.)

Typical Performance Data

Attenuation (dB)

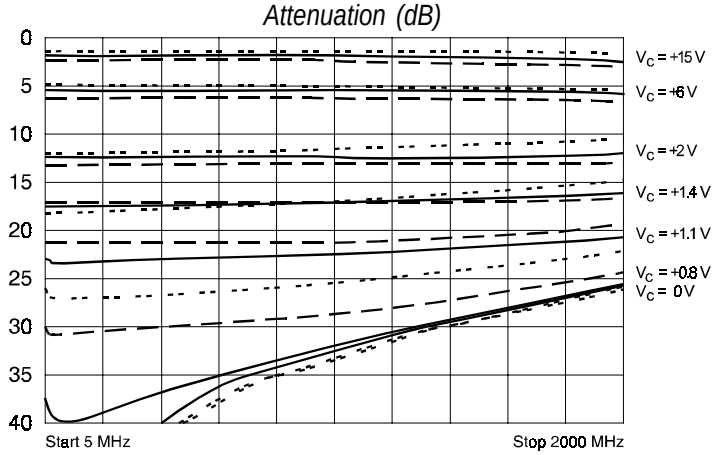

Insertion Loss @ V-Control = +15 Volts (dB)

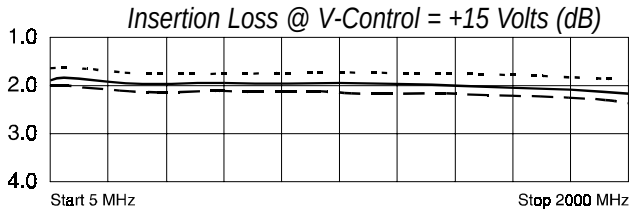

Input VSWR

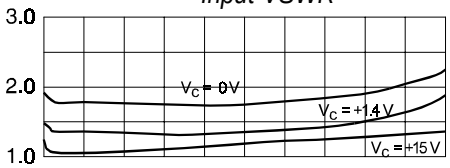

Output VSWR



Phase (Deg)

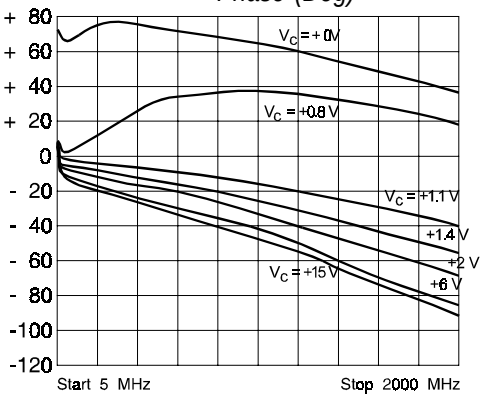

Legend ——— *+ 25 ºC* – – – *+ 85 ºC* - - - - - - *-55 ºC*

Amplifonix
2707 Black Lake Place, Philadelphia, PA 19154
TEL 215-464-4000 • • • • FAX 215-464-4001