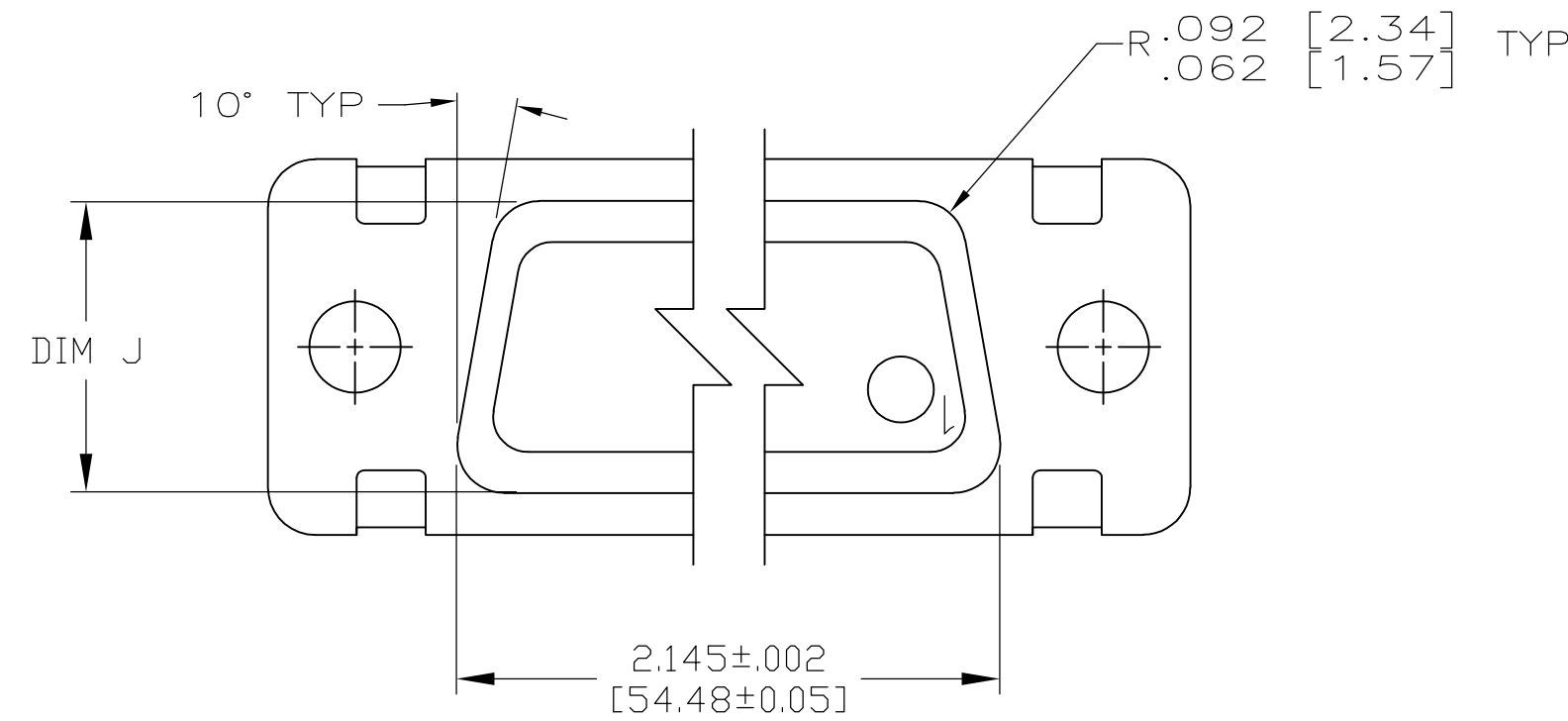
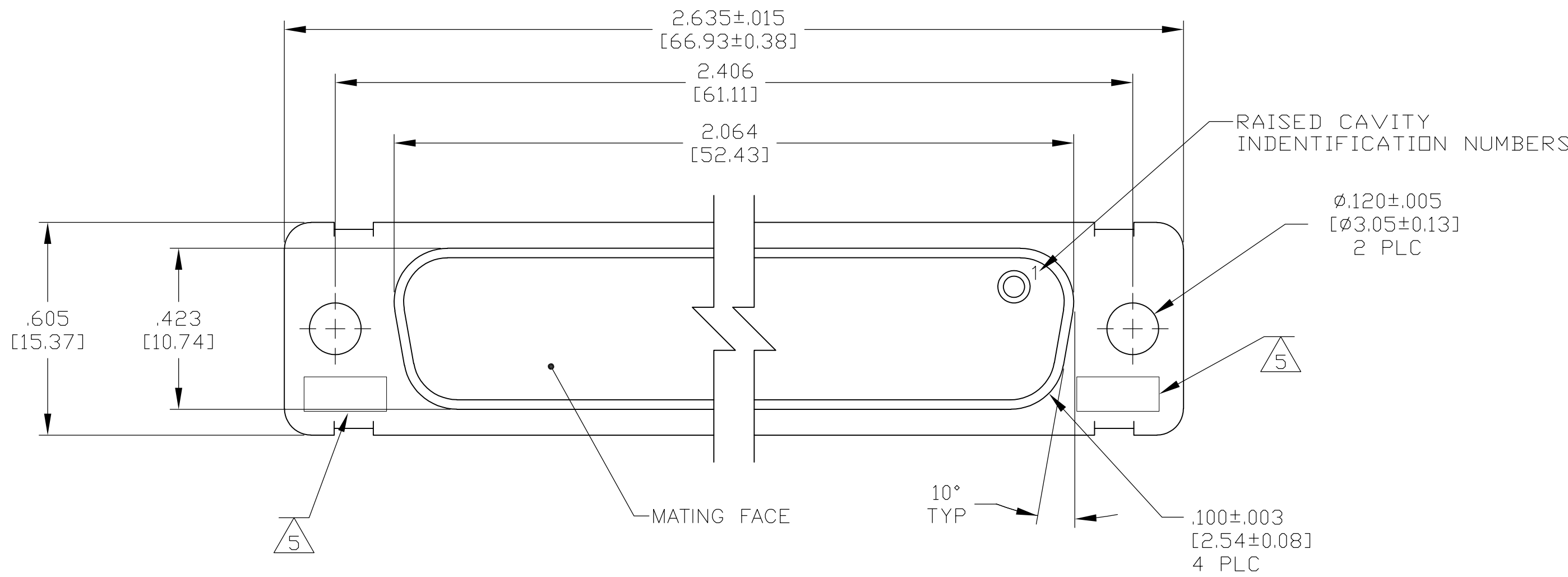


D

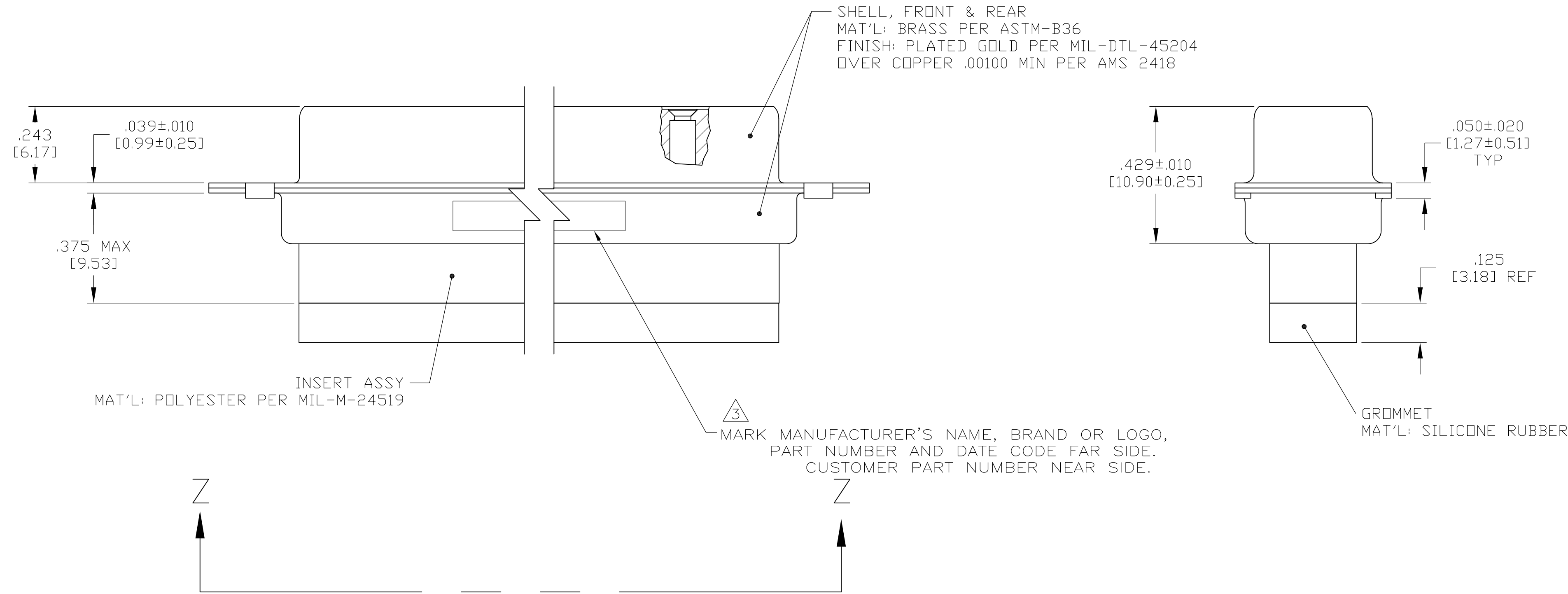
C

B

A



VIEW Z-Z



- THIS CONNECTOR ASSEMBLY IS SUPPLIED WITH Be Cu CONTACT RETENTION CLIPS INSTALLED IN THE INSERT ASSEMBLY.
 - THIS CONNECTOR ASSEMBLY MATES WITH ANY PLUG CONNECTOR WITH THE SAME INSERT ARRANGEMENT AND DIMENSIONAL REQUIREMENTS PER MIL-C-24308.
 - MARKED WITH .047 [1.19]-.062 [1.57] HIGH CHARACTERS. FAR SIDE REFERS TO THE WIDE SIDE OF THE KEYSTONE. NEAR SIDE REFERS TO THE NARROW SIDE OF THE KEYSTONE.
 - MAXIMUM WIRE INSULATION TO BE USED WITH THIS CONNECTOR ASSEMBLY IS .068 [1.73] DIAMETER.
- UL/CSA DESIGNATION MARKED IN THIS AREA.
- SPECIAL REQUIREMENTS PER BOEING 1A01 DOCUMENT.
- BUILT TO ORDER, NO INVENTORY OF THIS PART NUMBER IS TO BE KEPT. SINGLE LOT DATE CODE REQUIRED.

	1A01-025RHW	1-211637-1
	2A014-040V-001	211637-2
	1A01-025RHA	211637-1
REMARKS	CUSTOMER MARKING	PART NUMBER

THIS DRAWING IS A CONTROLLED DOCUMENT.		DWG P. YEAGER 16jan09		Tyco Electronics Corporation Tyco Electronics Corporation Harrisburg, PA 17105-3608	
DIMENSIONS: INCHES		CHK R. LEASE 16JAN09		NAME	
TOLERANCES UNLESS OTHERWISE SPECIFIED:		APP'D R. LEASE 16JAN09		RECEPTACLE ASSEMBLY,AMPLIMITE,50 POSITION, SIZE 5,SERIES 109,NON-MAGNETIC WITH GROMMET	
0 PLC ± .005 [0.13]		PRODUCT SPEC		SIZE	
1 PLC ± .005 [0.13]		APPLICATION SPEC		CAGE CODE	
2 PLC ± .005 [0.13]		WEIGHT		DRAWING NO	
3 PLC ± .005 [0.13]		CUSTOMER DRAWING		RESTRICTED TO	
4 PLC ± .005 [0.13]		SCALE 4:1		SHEET 1 OF 1	
ANGLES ± .1°		REV F			