

RKP406KS

Composite Pin Diode for Antenna Switching

REJ03G1461-0100
Rev.1.00
Jul 10, 2006

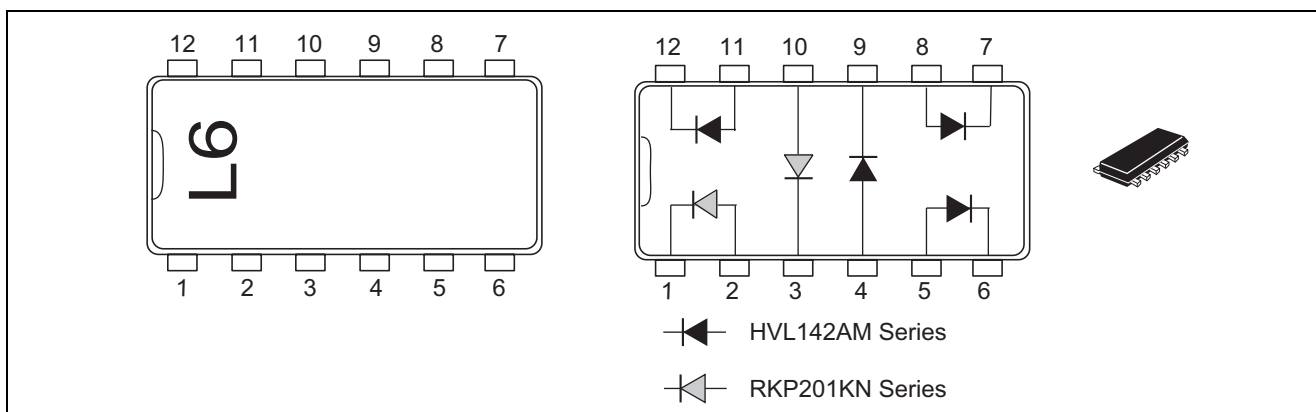
Features

- An optimal solution for antenna switching in mobile phones.
- Low capacitance. ($C = 0.35 \text{ pF max}$)
- Low forward resistance. ($r_f = 2.0 \Omega \text{ max @ } I_F = 2 \text{ mA, } f = 100 \text{ MHz}$)
- Thin outline of diode array with six different kind elements (MFP12) is suitable for surface mount design.

Ordering Information

Type No.	Laser Mark	Package Name	Package Code
RKP406KS	L6	MFP12	PUSF0012ZA-A

Pin Arrangement



Absolute Maximum Ratings

(Ta = 25°C)

Item	Symbol	Value	Unit
Reverse voltage	V_R	30	V
Forward current	I_F	100	mA
Power dissipation	P_d *	100	mW
Junction temperature	T_j	125	°C
Storage temperature	T_{stg}	-55 to +125	°C

Note: Per one device

Electrical Characteristics (HVL142AM Series)

(Ta = 25°C)

Item	Symbol	Min	Typ	Max	Unit	Test Condition
Reverse current	I_R	—	—	100	nA	$V_R = 30$ V
Forward voltage	V_F	—	—	1.0	V	$I_F = 10$ mA
Capacitance	C	—	—	0.35	pF	$V_R = 1$ V, $f = 1$ MHz
Forward resistance	r_f	—	—	1.3	Ω	$I_F = 10$ mA, $f = 100$ MHz
ESD-Capability * ¹	—	100	—	—	V	C = 200 pF, R = 0 Ω , Both forward and reverse direction 1 pulse.

Electrical Characteristics (RKP201KN Series)

(Ta = 25°C)

Item	Symbol	Min	Typ	Max	Unit	Test Condition
Reverse current	I_R	—	—	100	nA	$V_R = 30$ V
Forward voltage	V_F	—	—	0.9	V	$I_F = 2$ mA
Capacitance	C	—	—	0.35	pF	$V_R = 1$ V, $f = 1$ MHz
Forward resistance	r_f	—	—	2.0	Ω	$I_F = 2$ mA, $f = 100$ MHz
ESD-Capability * ¹	—	100	—	—	V	C = 200 pF, R = 0 Ω , Both forward and reverse direction 1 pulse.

Notes: 1. Failure criterion ; $I_R > 100$ nA at $V_R = 30$ V

2. For MFP12 package, the material of lead is exposed for cutting plane. There for, soldering nature of lead tip part is considered as unquestioned. Please kindly consider soldering nature.

Main Characteristic (HVL142AM Series)

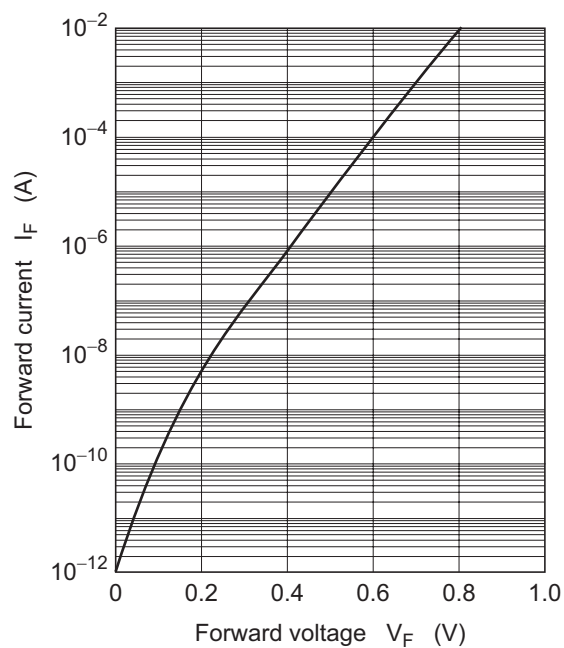


Fig.1 Forward current vs. Forward voltage

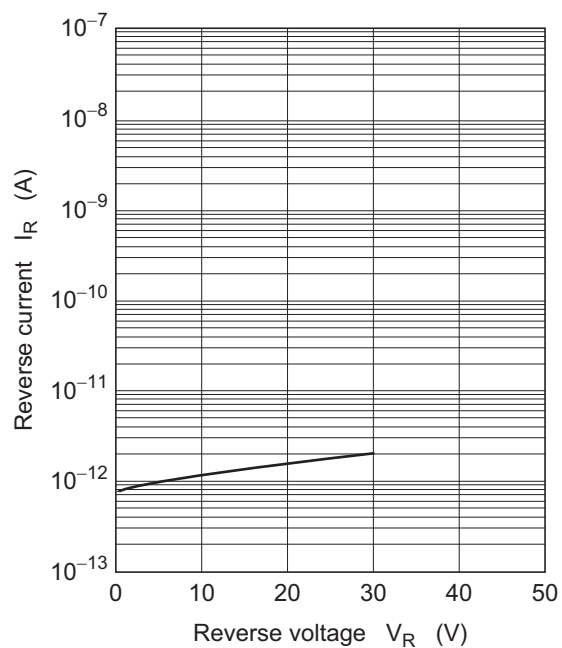


Fig.2 Reverse current vs. Reverse voltage

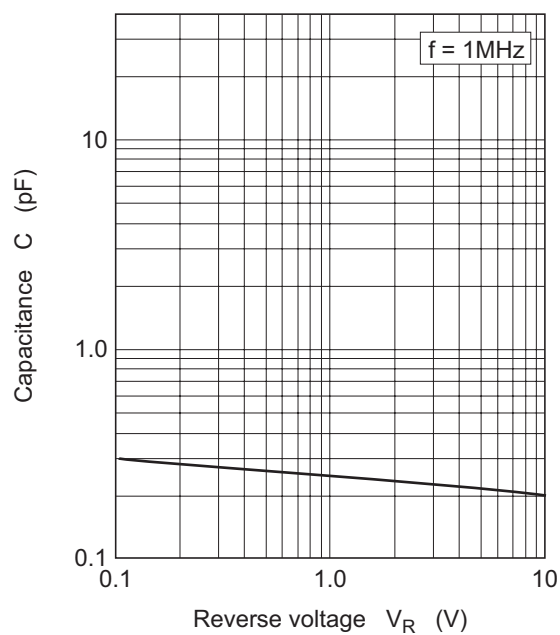


Fig.3 Capacitance vs. Reverse voltage

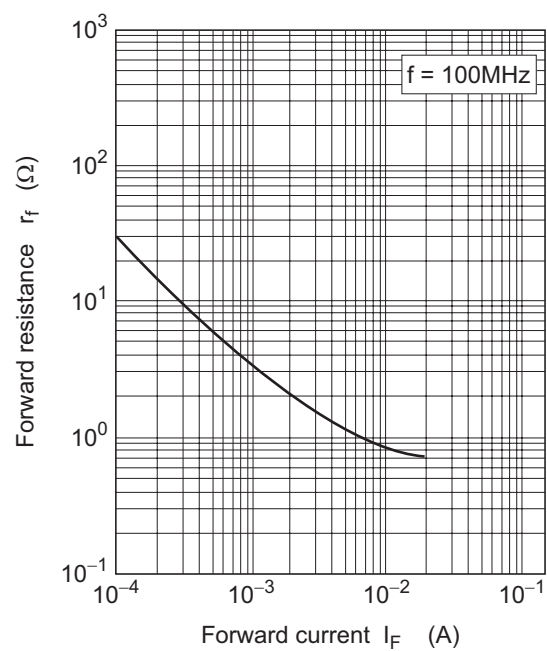


Fig.4 Forward resistance vs. Forward current

Main Characteristic (RKP201KN Series)

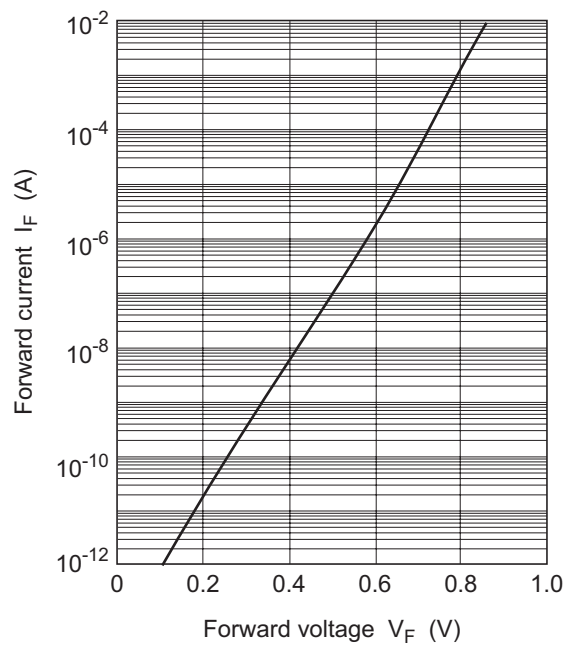


Fig.1 Forward current vs. Forward voltage

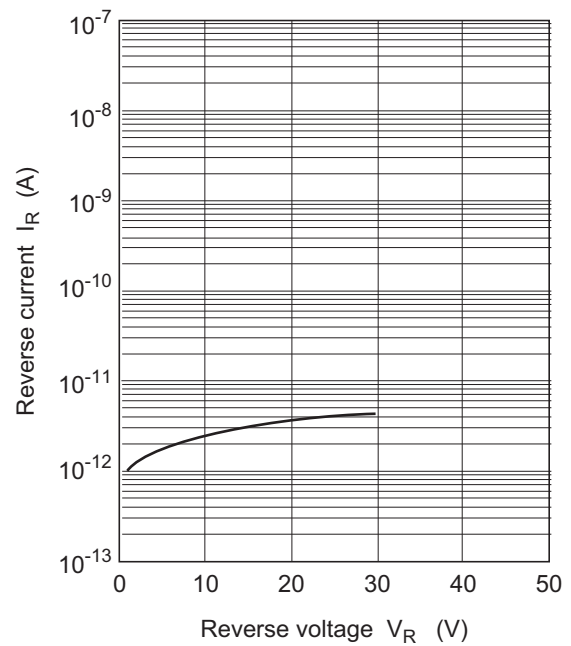


Fig.2 Reverse current vs. Reverse voltage

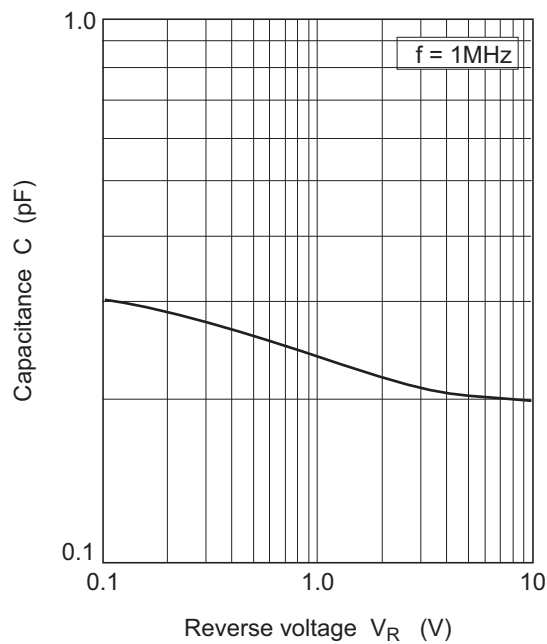


Fig.3 Capacitance vs. Reverse voltage

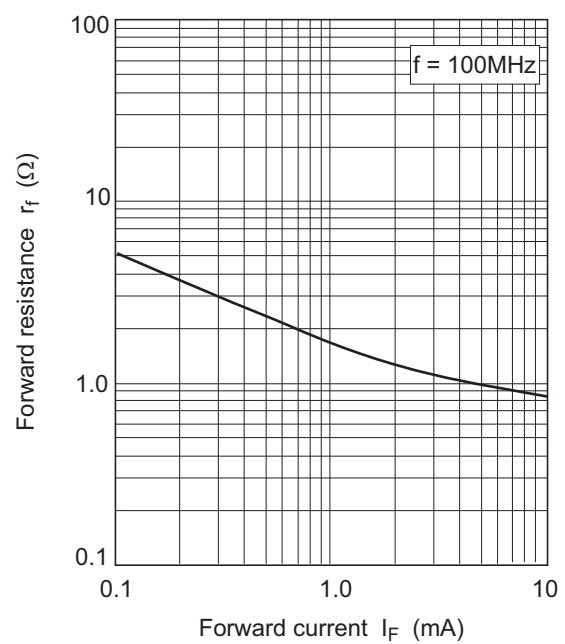
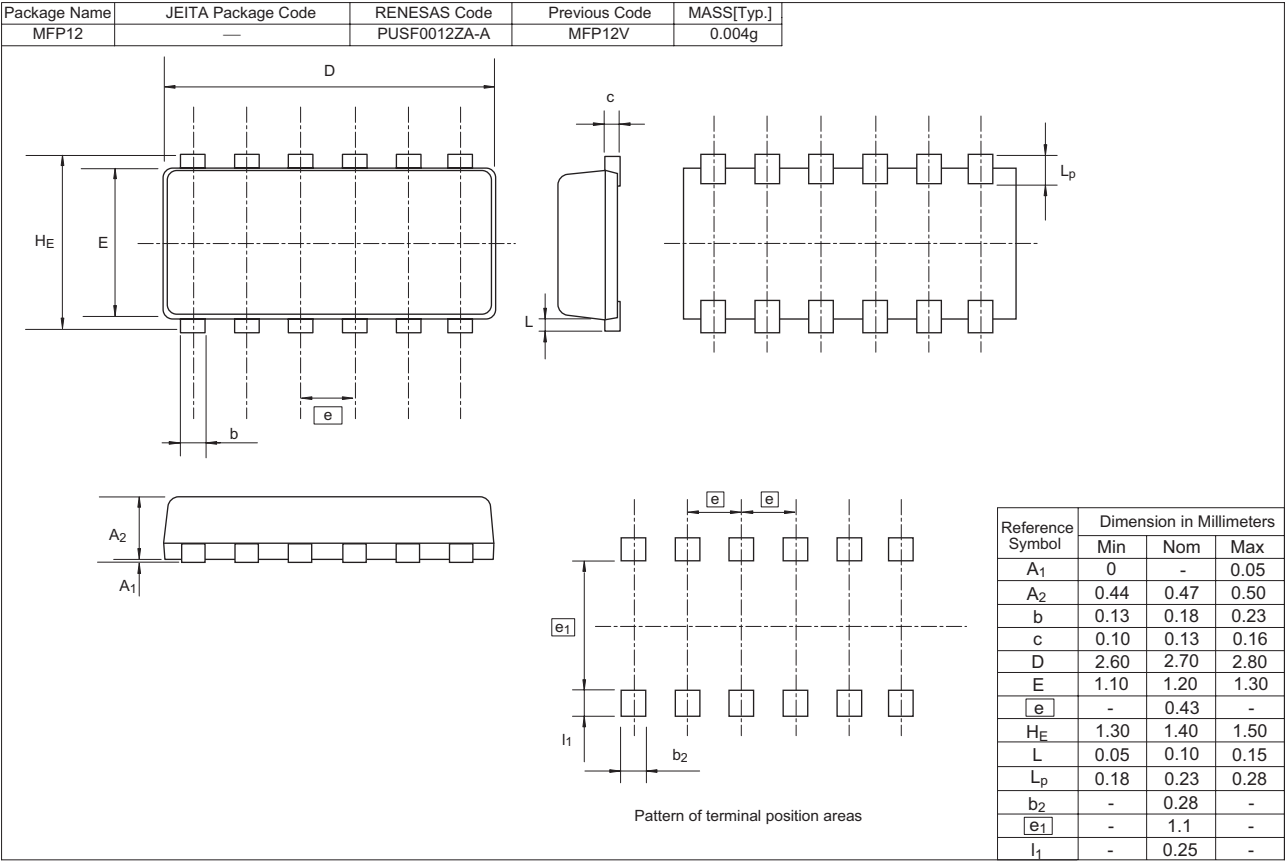


Fig.4 Forward resistance vs. Forward current

Package Dimensions



Renesas Technology Corp. Sales Strategic Planning Div. Nippon Bldg., 2-6-2, Ohte-machi, Chiyoda-ku, Tokyo 100-0004, Japan

Keep safety first in your circuit designs!

1. Renesas Technology Corp. puts the maximum effort into making semiconductor products better and more reliable, but there is always the possibility that trouble may occur with them. Trouble with semiconductors may lead to personal injury, fire or property damage. Remember to give due consideration to safety when making your circuit designs, with appropriate measures such as (i) placement of substitutive, auxiliary circuits, (ii) use of nonflammable material or (iii) prevention against any malfunction or mishap.

Notes regarding these materials

1. These materials are intended as a reference to assist our customers in the selection of the Renesas Technology Corp. product best suited to the customer's application; they do not convey any license under any intellectual property rights, or any other rights, belonging to Renesas Technology Corp. or a third party.
2. Renesas Technology Corp. assumes no responsibility for any damage, or infringement of any third-party's rights, originating in the use of any product data, diagrams, charts, programs, algorithms, or circuit application examples contained in these materials.
3. All information contained in these materials, including product data, diagrams, charts, programs and algorithms represents information on products at the time of publication of these materials, and are subject to change by Renesas Technology Corp. without notice due to product improvements or other reasons. It is therefore recommended that customers contact Renesas Technology Corp. or an authorized Renesas Technology Corp. product distributor for the latest product information before purchasing a product listed herein.
The information described here may contain technical inaccuracies or typographical errors.
Renesas Technology Corp. assumes no responsibility for any damage, liability, or other loss rising from these inaccuracies or errors.
Please also pay attention to information published by Renesas Technology Corp. by various means, including the Renesas Technology Corp. Semiconductor home page (<http://www.renesas.com>).
4. When using any or all of the information contained in these materials, including product data, diagrams, charts, programs, and algorithms, please be sure to evaluate all information as a total system before making a final decision on the applicability of the information and products. Renesas Technology Corp. assumes no responsibility for any damage, liability or other loss resulting from the information contained herein.
5. Renesas Technology Corp. semiconductors are not designed or manufactured for use in a device or system that is used under circumstances in which human life is potentially at stake. Please contact Renesas Technology Corp. or an authorized Renesas Technology Corp. product distributor when considering the use of a product contained herein for any specific purposes, such as apparatus or systems for transportation, vehicular, medical, aerospace, nuclear, or undersea repeater use.
6. The prior written approval of Renesas Technology Corp. is necessary to reprint or reproduce in whole or in part these materials.
7. If these products or technologies are subject to the Japanese export control restrictions, they must be exported under a license from the Japanese government and cannot be imported into a country other than the approved destination.
Any diversion or reexport contrary to the export control laws and regulations of Japan and/or the country of destination is prohibited.
8. Please contact Renesas Technology Corp. for further details on these materials or the products contained therein.



RENESAS SALES OFFICES

<http://www.renesas.com>

Refer to "<http://www.renesas.com/en/network>" for the latest and detailed information.

Renesas Technology America, Inc.

450 Holger Way, San Jose, CA 95134-1368, U.S.A
Tel: <1> (408) 382-7500, Fax: <1> (408) 382-7501

Renesas Technology Europe Limited

Dukes Meadow, Millboard Road, Bourne End, Buckinghamshire, SL8 5FH, U.K.
Tel: <44> (1628) 585-100, Fax: <44> (1628) 585-900

Renesas Technology (Shanghai) Co., Ltd.

Unit 204, 205, AZIA Center, No.1233 Lujiazui Ring Rd, Pudong District, Shanghai, China 200120
Tel: <86> (21) 5877-1818, Fax: <86> (21) 6887-7898

Renesas Technology Hong Kong Ltd.

7th Floor, North Tower, World Finance Centre, Harbour City, 1 Canton Road, Tsimshatsui, Kowloon, Hong Kong
Tel: <852> 2265-6688, Fax: <852> 2730-6071

Renesas Technology Taiwan Co., Ltd.

10th Floor, No.99, Fushing North Road, Taipei, Taiwan
Tel: <886> (2) 2715-2888, Fax: <886> (2) 2713-2999

Renesas Technology Singapore Pte. Ltd.

1 Harbour Front Avenue, #06-10, Keppel Bay Tower, Singapore 098632
Tel: <65> 6213-0200, Fax: <65> 6278-8001

Renesas Technology Korea Co., Ltd.

Kukje Center Bldg. 18th Fl., 191, 2-ka, Hangang-ro, Yongsan-ku, Seoul 140-702, Korea
Tel: <82> (2) 796-3115, Fax: <82> (2) 796-2145

Renesas Technology Malaysia Sdn. Bhd

Unit 906, Block B, Menara Amcorp, Amcorp Trade Centre, No.18, Jalan Persiaran Barat, 46050 Petaling Jaya, Selangor Darul Ehsan, Malaysia
Tel: <603> 7955-9390, Fax: <603> 7955-9510