THIS DRAWING IS UNPUBLISHED. RELEASED FOR PUBLICATION -,- .
© COPYRIGHT - By - ALL RIGHTS RESERVED.

LOC	DIST
AD	00

REVISIONS

P	LTR	DESCRIPTION	DATE	DWN	APVD
	P	REVISED PER ECO-11-005033	29MAR11	RK	HMR

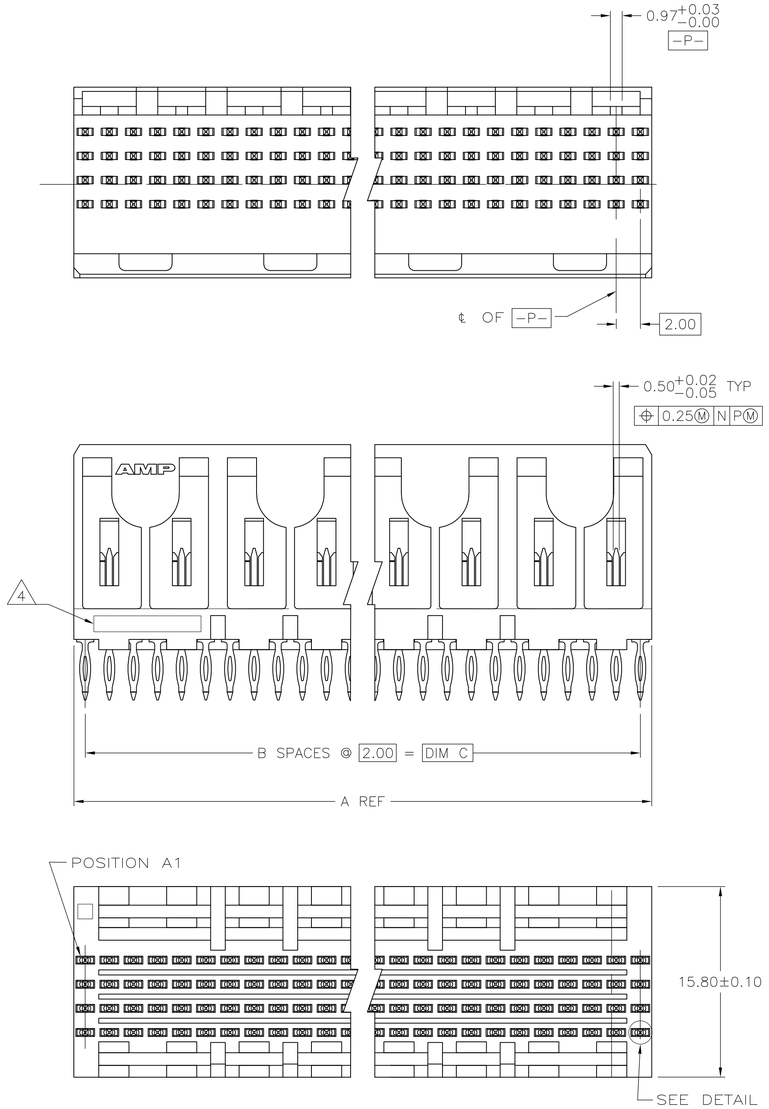

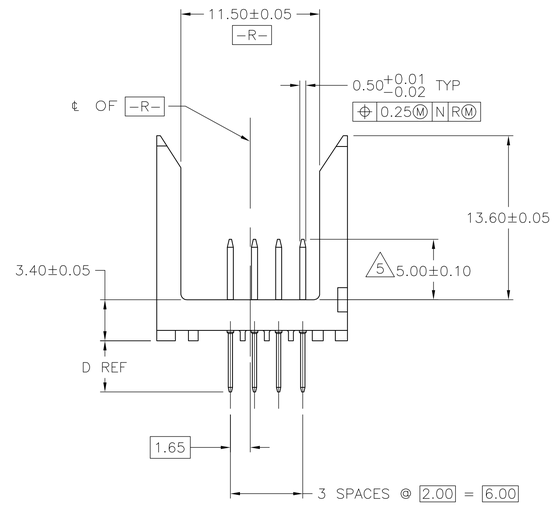

1. HOUSING MATERIAL: LIQUID CRYSTAL POLYMER PER ASTM D5138 LCP000 G30A 32250.
2. CONTACT MATERIAL: PHOSPHOR BRONZE.
3. CONTACT FINISH:
   UNDERPLATE (ENTIRE CONTACT):
   0.00127 MIN NICKEL PER SAE-AMS-QQ-N-290.
   ON MATING SURFACES:
   CONFORMS TO ALL TESTING SPECIFIED FOR TELCORDIA UNCONTROLLED ENVIRONMENT.
   ON LEADS
   0.0006 MIN TIN PER ASTM B 545 OVER UNDERPLATE.
   LUBRICATION (MIN MATING SURFACES):
   SURFACE CONDITIONER AFTER PLATING.
4. PART MARKING, LOCATED APPROXIMATELY AS SHOWN.
5. DIMENSION APPLIES WHEN SEATED ON PRINTED CIRCUIT BOARD.
6. OBSOLETE PARTS: OBSOLETE CIS STREAMLINING PER D.RENAUD/D.SINISI

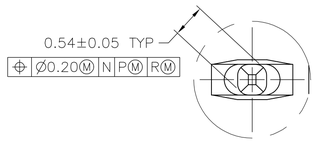

DETAIL Z
SCALE 20:1

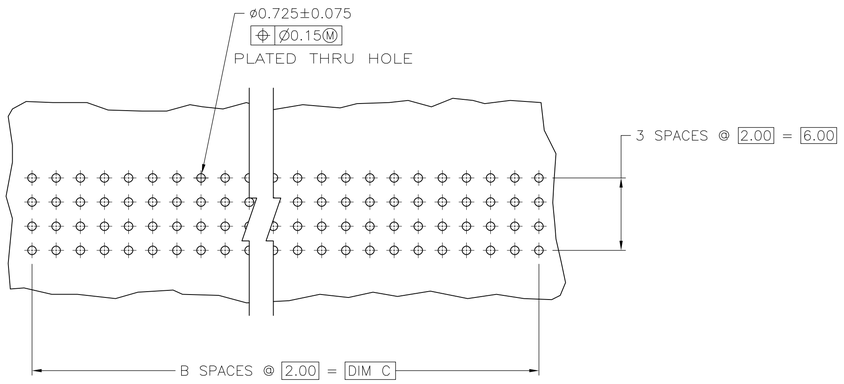

RECOMMENDED CIRCUIT PATTERN
PER IPC-D300 TYPE II, CLASS C
(COMPONENT SIDE)

	D	C	B	A	FINISH	NO OF POSN	PART NUMBER
OBSOLETE 6	4.25	58.00	29	59.88	3	120	5536514-6
	4.25	72.00	35	71.88	3	144	5536514-5
	4.25	94.00	47	95.88	3	192	5536514-4
	4.25	46.00	23	47.88	3	96	5536514-3
	4.25	22.00	11	23.88	3	48	5536514-2
	4.25	10.00	5	11.88	3	24	5536514-1

THIS DRAWING IS A CONTROLLED DOCUMENT.

DIMENSIONS: mm

TOLERANCES UNLESS OTHERWISE SPECIFIED:
0 PLC ± -
1 PLC ± -
2 PLC ± 0.13
3 PLC ± -
4 PLC ± -
ANGLES ± -

MATERIAL 1 2
FINISH 3

DWN B. MCMASTER 31AUG04
CHK R. WERTZ 31AUG04
APVD R. WERTZ 31AUG04
PRODUCT SPEC —
APPLICATION SPEC —
WEIGHT —

TE Connectivity

NAME PIN ASSEMBLY, SIGNAL MODULE, Z-PACK 2mm FB 2mm, 4 ROW, 5.00 mm MATING LENGTH PRESS FIT LEAD

SIZE	CAGE CODE	DRAWING NO	RESTRICTED TO
A1	00779	C-5536514	—

CUSTOMER DRAWING | SCALE 4:1 | SHEET 1 OF 1 | REV P

4805 (3/11)