# ASSMANN
Electronic Components

USB Cables

USB Firewire Connectors and Adapters for PCB Mount

Cable Assemblies

Cat 5e & Cat 6 Patch- and Raw Cables

Modular Jacks and Plugs

Tools and Cable Testers

KVM Connection Cables

Computer-/ Data Cables and Adapters

Audio-/ Video Cables and Adapters

Power Cords

SCSI Cables and Terminators

Fiber Optic Cables, Adapters and Tools

# CABLE CATALOG
*Third Edition*

ASSMANN

TÜV CERT DIN EN ISO 9001: 2000 QA: 04 100913 66

***Who are we?***

ASSMANN Electronics is a worldwide manufacturer of cable assemblies, connectors and heatsinks with over 30 years experience in quality manufacturing. Our head office is in Luedenscheid, Germany, and we have sales offices in Europe, Asia, and the United States.

***What can we do for you?***

We at ASSMANN pride ourselves on quality products, competitive pricing and on-time delivery. Through our distribution partners and a technically trained sales staff, we can assist you in all aspects of product design and production. ASSMANN is a UL certified manufacturer for cable assemblies and can provide FCC approved products.

***Product Design Support / Custom Prototypes ...***

Apart from our full line of standard cable assemblies, ASSMANN offers custom cable assemblies for new or current projects. We can provide drawings for custom prototypes within 3 days and samples in less than 10 days.

***Inventory Management & Control ...***

ASSMANN will stock additional inventory to meet your needs and support production cycles.

***Offshore Manufacturing***

We control the quality at our manufacturing facilities in Europe and Far East. All products are subject to continual quality control; ASSMANN Electronics is ISO 9002 certified and only works with certified contract manufacturers. Allow our volume purchasing of materials to pass on savings to you - the customer!

***Reliability & Dependability***

ASSMANN Electronics has been focused on connectivity products for over 30 years. We continue to grow and have become one of the largest companies of our type in Europe.

***The ASSMANN Advantage ...***

Depending on the complexity of your requirements and time constraints, ASSMANN sales representatives can provide a comprehensive quotation via e-mail or fax. Simply provide us with your specifications, drawings, or a sample and we will take care of the rest. Should you require additional design assistance we will be happy to help you.

**Call us toll free 1-877-ASSMANN (277-6266)**
**or e-mail us at sales@usa-assmann.com**

# Table of Contents


| Products | Page |
|---|---|
| USB 1.1 Cables | 4/5 |
| USB 2.0 Cables | 6 |
| USB 1.1 and 2.0 Cables and Adapters | 7 |
| Firewire Cables and Adapters | 8 |
| USB 1.1 PCI Add-On Cards and Adapters | 9 |
| USB 1.1 Adapters | 10 |
| USB, for PCB mounting, A + B version | 11 |
| USB, version A + B , angled, SMT | 12 |
| USB, version A + B , top entry | 13 |
| USB, version B, Top-entry, SMT | 14 |
| USB, version A, Side-Entry, ultra flat | 15 |
| USB, version A, 2-Port | 16 |
| USB, version A, 3-Port | 17 |
| USB, version A, Side-Entry, ultra flat, vertical | 18 |
| USB, version B-Mini, 5-poles | 19 |
| USB, version B-Mini, 5-poles, SMD | 20 |
| USB A + B, Assembly-Type | 21 |
| IEEE 1394, for PCB mounting, vertical and horizontal version | 22 |
| IEEE 1394, for PCB mounting, SMD version | 23 |
| IEEE 1394, for PCB mounting, 180°-version, Top-Entry | 24 |
| Cable assemblies | 25 |
| CAT 5e Patch Cables | 26 |
| CAT 5e Patch & Crossover Cables | 27 |
| CAT 5e / CAT 6 Patch & Crossover Cables | 28 |
| CAT 6 and CAT 7 Patch & Crossover Cables | 29 |
| CAT 5e, CAT 6 Raw Cables | 30 |
| CAT 7 Raw Cables | 31 |
| Modular Jacks, 90°, for PCB mounting | 32 |
| Modular Jacks, 90°, for PCB mounting, low profile | 33 |
| Modular Jacks, 90°, for PCB mounting, shielded | 34/35 |
| Modular Jacks, 90°, SMD-version with Board-Locks | 36 |
| Modular Jacks, 90°, SMD-version | 37 |
| Modular Jacks, 90°, SMD-version, side by side stackable | 38 |
| Modular Jacks, 180°, top entry | 39 |
| Modular Jacks, 180°, top entry, shielded | 40 |
| Modular Jacks, 180°, for PCB mounting, SMD | 41 |
| Modular Jacks - Overview | 42/43 |
| Modular Plugs | 44 |
| Modular communication cable, D-Form | 45 |
| Cable Assemblies | 46 |
| Modular Connectors and Adapters | 47/48 |
| LSA+Terminal Block Pressing Tool, Crimping Tools | 49 |
| Network and Cable Testers | 50 |
| Digitus and DVI - KVM Switch Overview | 51 |
| KVM Switch Overview | 52/53 |
| Standard and IEEE 1284 Printer Cables | 54 |
| IEEE 1284 Printer Cables and Connection Cables | 55 |
| Serial Connection and Extension Cables | 56/57 |
| Connection Cables, Serial, Parallel, Joystick | 58 |

| Products | Page |
|---|---|
| Premium VGA Connection Cables | 59 |
| VGA, XGA Connection Cables | 60 |
| DVI Connection Cables | 61 |
| High Quality Cables | 62/63 |
| PS/2 and DIN Keyboard Cables | 64 |
| Keyboard Cables, Slot Adapters and Apple Cables | 65 |
| High Quality Video and Scart Cables | 66 |
| High Quality Scart Cables and Adapters | 67 |
| High Quality Audio and Digital Audio Cables | 68 |
| TV and Satellite Cables | 69 |
| Satellite Cables and Adapters | 70 |
| External Audio Cables | 71 |
| External Audio and MIDI Cables | 72 |
| Video and Scart Cables, Adapters | 73 |
| Digital Audio Cables and Audio Adapters | 74 |
| Internal Audio Cables | 75 |
| Power Cords | 76-88 |
| Internal Power Supply Cables | 89 |
| Interface Adapters and Gender Changers | 90 |
| Interface, Digital Audio and DVI Adapters | 91 |
| Serial ATA and SCSI 3 UW Round Cables, Internal, SCSI Cable Tester | 92 |
| Floppy and ATA Ribbon Cables | 93 |
| Flat cables AWG 28, 1.27 mm pitch • UL-Style: 2651 | 94 |
| Flat cables AWG 28, 1.27 mm pitch | 95 |
| Flat cable assemblies | 96 |
| SCSI 3 and 2 Round Cables, External | 97 |
| SCSI Round Cables, External | 98 |
| Hoods for D-Sub-connectors, snap-in lock | 99 |
| SCSI 1.27mm, for PCB mounting, straight, UNC2-56 | 100 |
| SCSI 1.27mm, with IDC technique, UNC 2-56 | 101 |
| DVI connectors, 90° angled, Female for PCB-mounting | 102 |
| Filtered D-Sub-connectors | 103 |
| LVD Terminators | 104 |
| SCSI Terminators, Internal and External | 105 |
| SCSI Terminators, SCA Adapters | 106 |
| SCA and SCSI Adapters | 107 |
| SCSI Adapter, External and on Slot Bracket | 108 |
| CISCO Router Cables | 109 |
| Assembled Fiber Optic Patch Cables, to 1Gbit | 110/111 |
| Assembled Fiber Optic Patch Cables, to 1 and 10Gbit | 112 |
| Fiber Optic Pigtails, to 1 and 10Gbit | 113 |
| Fiber Optic Indoor and Outdoor Cables | 114 |
| Fiber Optic Breakout Adapter Cables | 115 |
| Fiber Optic Cable System with Feeding Assistance | 116 |
| Fiber Optic Cable System, 19" Splice Boxes | 117 |
| Fiber Optic Connectors, Couplings and Adapters | 118 |
| Fiber Optic Tools | 119 |

## High Quality USB Connection Cable

USB A, male ⇔ USB B, male

2 x AWG 24, 2 x AWG 28, double cable shielding.

Cable transparent.

Molded hoods, metallic shielding.

USB 2.0 compatible.

| | |
|---|---|
| **AK 672-1HQC** | 1,0 m |
| **AK 672HQC** | 2,0 m |
| **AK 672-5HQC** | 5,0 m |

## USB Cable, A to B

USB A, male ⇔ USB B, male

Double shielded.

Cable UL2725, 2 x AWG24, 2 x AWG28.

USB 2.0 compatible.

| | |
|---|---|
| **AK 672-1** | 1,0 m |
| **AK 672** | 2,0 m |
| **AK 672-3** | 3,0 m |
| **AK 672-5** | 5,0 m |

## USB Extension Cable

USB A, male ⇔ USB A, female

Double shielded.

Cable UL2725, 2 x AWG24, 2 x AWG28.

USB 2.0 compatible.

| | |
|---|---|
| **AK 669-18** | 1,8 m |
| **AK 669-30** | 3,0 m |
| **AK 669-50** | 5,0 m |

## USB Cable, Transparent Design

USB A, male ⇔ USB B, male

2 m long, double shielded.

Cable UL2725, 2 x AWG24, 2 x AWG28.

USB 2.0 compatible.

| | |
|---|---|
| **AK 672MB** | iMac Blue |
| **AK 672MG** | iMac Purple |
| **AK 672ML** | iMac Green |
| **AK 672MS** | iMac Red |
| **AK 672MT** | iMac Orange |

## USB Cable, B to B

USB B, male ⇔ USB B, male

Double shielded.

Cable UL2725, 2 x AWG24, 2 x AWG28.

USB 2.0 compatible.

| | |
|---|---|
| **AK 673-1** | 1,0 m |
| **AK 673** | 2,0 m |
| **AK 673-3** | 3,0 m |
| **AK 673-5** | 5,0 m |

## USB Mini Cable

USB A, male ⇔ USB B-Mini (4-pin), male

Double shielded.

Cable UL2725, 2 x AWG 24, 2 x AWG 28.

USB 1.1 and 2.0 compatible.

| | |
|---|---|
| **AK 670M-1** | 1,0 m |
| **AK 670M** | 2,0 m |
| **AK 670M-3** | 3,0 m |
| **AK 670M-5** | 5,0 m |

## USB Mini Cable

USB A, male ⇔ USB B-Mini (5-pin), male

Double shielded.

Cable UL2725, 2 x AWG 24, 2 x AWG 28.

USB 1.1 and 2.0 compatible.

| | |
|---|---|
| **AK 672M-1** | 1,0 m |
| **AK 672M-2** | 2,0 m |
| **AK 672M-3** | 3,0 m |
| **AK 672M-5** | 5,0 m |

## USB Adapter

Various types, straight or angled version, molded.

| | |
|---|---|
| **A-USB-1** | USB **A** Female ⇔ USB **B** Female, straight |
| **A-USB-2** | USB **A** Female ⇔ USB **B** Male, straight |
| **A-USB-3** | USB **A** Male ⇔ USB **B** Female, straight |
| **A-USB-4** | USB **A** Female ⇔ USB **A** Female, angled |
| **A-USB-6** | USB **B** Male ⇔ USB **B** Male, angled |

## USB Cable, A to B

USB A, male ⇔ USB B, male

Double shielded.

Cable UL2725, 2 x AWG24, 2 x AWG28.

USB 2.0 compatible.

| | |
|---|---|
| AK 672-1 | 1,0 m |
| AK 672 | 2,0 m |
| AK 672-3 | 3,0 m |
| AK 672-5 | 5,0 m |

## USB Cable, A to A

USB A, male ⇔ USB A, male

Double shielded.

Cable UL2725, 2 x AWG24, 2 x AWG28.

USB 2.0 compatible.

| | |
|---|---|
| AK 670-1 | 1,0 m |
| AK 670 | 2,0 m |
| AK 670-3 | 3,0 m |
| AK 670-5 | 5,0 m |

## USB Extension Cable

USB A, male ⇔ USB A, female

Double shielded.

Cable UL2725, 2 x AWG24, 2 x AWG28.

USB 2.0 compatible.

| | |
|---|---|
| AK 669-18 | 1,8 m |
| AK 669-30 | 3,0 m |
| AK 669-50 | 5,0 m |

## USB Cable, Transparent Design

USB A, male ⇔ USB B, male

2 m long, double shielded.

Cable UL2725, 2 x AWG24, 2 x AWG28.

USB 2.0 compatible.

| | |
|---|---|
| AK 672MB | iMac blau |
| AK 672MG | iMac lila |
| AK 672ML | iMac grün |
| AK 672MS | iMac rot |
| AK 672MT | iMac orange |




## USB Extension Cable iMac

USB A, male ⇔ USB A, female

Double shielded.

Cable UL2725, 2 x AWG24, 2 x AWG28.

USB 2.0 compatible.

| | |
|---|---|
| AK 669-30MB | iMac blau |

## USB Cable, B to B

USB B, male ⇔ USB B, male

Double shielded.

Cable UL2725, 2 x AWG24, 2 x AWG28.

USB 2.0 compatible.

| | |
|---|---|
| AK 673-1 | 1,0 m |
| AK 673 | 2,0 m |
| AK 673-3 | 3,0 m |
| AK 673-5 | 5,0 m |

## USB Mini Cable

USB A, male ⇔ USB B-Mini (4-pin), male

Double shielded.

Cable UL2725, 2 x AWG 24, 2 x AWG 28.

USB 1.1 and 2.0 compatible.

| | |
|---|---|
| **AK 670M-1** | 1,0 m |
| **AK 670M** | 2,0 m |
| **AK 670M-3** | 3,0 m |
| **AK 670M-5** | 5,0 m |

## USB Mini Cable

USB A, male ⇔ USB B-Mini (5-pin), male

Double shielded.

Cable UL2725, 2 x AWG 24, 2 x AWG 28.

USB 1.1 and 2.0 compatible.

| | |
|---|---|
| **AK 672M-1** | 1,0 m |
| **AK 672M-2** | 2,0 m |
| **AK 672M-3** | 3,0 m |
| **AK 672M-5** | 5,0 m |

## USB Mainboard Adapter on Slot Bracket

***AK 674*** = 2 x USB-A female ⇔ 2 x 5-pin socket conn., 2.54 mm
***AK 674-2/4*** = 2 x USB-A female ⇔ 2 x 4 pin socket conn., 2.54 mm
***AK 674-8*** = 2 x USB-A female ⇔ 1 x 8-pin socket conn., 2.54 mm
***AK 674-2/10*** = 2 x USB-A female ⇔ 1 x 8-pin socket conn., 2.54 mm
USB 2.0 compatible. Cable 4/5-wire, AWG 28.
Double shielded, cable length 0.25m.

| | |
|---|---|
| **AK 674** | 0,25 m |
| **AK 674-2/4** | 0,25 m |
| **AK 674-8** | 0,25 m |
| **AK 674-2/10** | 0,25 m |

## USB 2.0 Cable, A to B

USB A, male ⇔ USB B, male

Double shielded.

Cable UL2725, 2 x AWG24, 2 x AWG28.

USB 2.0 compatible and certified.

| | |
|---|---|
| **AK 672/2** | 2,0 m |
| **AK 672/2-3** | 3,0 m |
| **AK 672/2-5** | 5,0 m |

## USB 2.0 Cable, A to A

USB A, male ⇔ USB A, male

Double shielded.

Cable UL2725, 2 x AWG24, 2 x AWG28.

USB 2.0 compatible and certified.

| | |
|---|---|
| **AK 700/2** | 2,0 m |
| **AK 700/3** | 3,0 m |
| **AK 700/5** | 5,0 m |

## USB Adapter

Various types, straight or angled version, molded.

| | |
|---|---|
| **A-USB-1** | USB **A** Female ⇔ USB **B** Female |
| **A-USB-2** | USB **A** Female ⇔ USB **B** Male |
| **A-USB-3** | USB **A** Male ⇔ USB **B** Female |
| **A-USB-4** | USB **A** Female ⇔ USB **A** Female |
| **A-USB-6** | USB **B** Male ⇔ USB **B** Male |

## IEEE 1394 Cable

Cable for connection of IEEE 1394 compatible devices, e.g.
video cameras, external CD/DVD drives, etc.
The maximum data transfer rate is 400 Mbps.
1394, male ⇔ 1394, male

***AK-1394-10*** = 6PIN ⇔ 6PIN
***AK-1394-18*** = 6PIN ⇔ 6PIN
***AK-1394-30*** = 6PIN ⇔ 6PIN
***AK-1394-50*** = 6PIN ⇔ 6PIN

| | |
|---|---|
| **AK-1394-10** | 1,0m |
| **AK-1394-18** | 1,8m |
| **AK-1394-30** | 3,0m |
| **AK-1394-50** | 5,0m |

## IEEE 1394 Cable 6/4

Cable for connection of IEEE 1394 compatible devices, e.g.
video cameras, external CD/DVD drives, etc.
The maximum data transfer rate is 400 Mbps.
1394, male ⇔ 1394, male

***AK-1394-104*** = 6PIN ⇔ 4PIN
***AK-1394-184*** = 6PIN ⇔ 4PIN
***AK-1394-304*** = 6PIN ⇔ 4PIN
***AK-1394-504*** = 6PIN ⇔ 4PIN

| | |
|---|---|
| **AK-1394-104** | 1,0m |
| **AK-1394-184** | 1,8m |
| **AK-1394-304** | 3,0m |
| **AK-1394-504** | 5,0m |

## IEEE 1394 Cable 4/4

Cable for connection of IEEE 1394 compatible devices, e.g.
video cameras, external CD/DVD drives, etc.
The maximum data transfer rate is 400 Mbps.
1394, male ⇔ 1394, male

***AK-1394-1044*** = 4PIN ⇔ 4PIN
***AK-1394-1844*** = 4PIN ⇔ 4PIN
***AK-1394-3044*** = 4PIN ⇔ 4PIN
***AK-1394-5044*** = 4PIN ⇔ 4PIN

| | |
|---|---|
| **AK-1394-1044** | 1,0m |
| **AK-1394-1844** | 1,8m |
| **AK-1394-3044** | 3,0m |
| **AK-1394-5044** | 5,0m |

## IEEE 1394 Adapter

AB-1394-1: 6-pin female ⇔ 4-pin male
AB-1394-7: 6-pin female ⇔ 4-pin female

| | |
|---|---|
| **AB-1394-1** | IEEE 1394 Adapter |
| **AB-1394-7** | IEEE 1394 Adapter |

## IEEE 1394 Adapter

AB-1394-4: 4-pin male ⇔ 4-pin male
AB-1394-5: 4-pin female ⇔ 4-pin female

| | |
|---|---|
| **AB-1394-4** | IEEE 1394 Adapter |
| **AB-1394-5** | IEEE 1394 Adapter |

## IEEE 1394 Adapter

AB-1394-6: 6-pin male ⇔ 6-pin male
AB-1394-2: 6-pin female ⇔ 6-pin female
AB-1394-3: 6-pin female ⇔ 6-pin female, crossover.

| | |
|---|---|
| **AB-1394-6** | IEEE 1394 Adapter |
| **AB-1394-2** | IEEE 1394 Adapter |
| **AB-1394-3** | IEEE 1394 Adapter |

## USB 1.1 - Fast IrDA Adapter

- Compatible with USB specification revision 1.1.
- IrDA 1.1 and Fast IrDA compatible.
- Maximum data transfer rate 4 Mbps.
- USB Hot Plug and Play support.
- Software requirements: WIN 98.SE, WIN ME, WIN 2000, WIN XP.

| | |
|---|---|
| **DA-70121** | Digitus USB - Fast IrDA Adapter |
| **AB IRDA USB** | USB - Fast IrDA Adapter |

## USB 1.1 to Serial Adapter Cable

- USB 1.1 compatible.
- APM 1.2 compatible.
- Maximum data transfer rate 500Kbps.
- Supports hardware handshake.
- Remote wake up support.
- Connections: 1 x USB A male to DSUB 9 male, adapter DSUB 9 female to DSUB 25 male.
- Supports the following operating systems: Windows 98, Windows ME, Windows 2000 and MAC OS 8.6.

| | |
|---|---|
| **DA-70119** | USB - Serial Adapter Cable |

### USB 1.1 Repeater Cable

- Extends the maximum USB cable length by 5.0 m.
- Maximum of 5 repeater cables allow connection of a total cable length of 25 m.
- Compatible with USB specification revision 1.1.
- USB A male - USB A female, cable length 5 m.
- Supports USB Low Speed (1.5 Mbps) and High Speed (12 Mbps).
- USB Hot Plug and Play support.
- Supports the following operating systems: Windows 98 SE / ME / 2000 and XP.

| | |
|---|---|
| **DA-70117** | USB Repeater Cable |



## USB 1.1 - PS/2 Adapter

- Compatible with USB specification revision 1.1.
- Supports PCs and SUN computers.
- 2 x MiniDIN 6-pin female for PS2 mouse and keyboard.
- Power supply for the connected USB devices via the port.
- USB Hot Plug and Play support.
- USB connector cable with USB A male.
- Software requirements: WIN 98.SE, WIN ME, WIN 2000, WIN XP.

DIGITUS

| | |
|---|---|
| **DA-70118** | USB - PS/2 Adapter |

## USB Printer Cable

- Compatible with USB specification revision 1.1.
- USB A male ⇔ CENT 36-pin male.
- Supports EPP / ECP and bidirectional printing.
- Data transfer up to 1,216 Mbps in ECP mode.

| | |
|---|---|
| **A-USB-P** | USB Printer Cable, ATEN |
| **A-USB-PM1** | USB Printer Cable, grey |

## USB ⇔ SCSI 2 Adapter Cable

SCSI 2 adapter cable for connection of external SCSI 2 compatible devices (HDD, CD-ROM, DVD etc.) to the PC via USB. DSUB 50 HP plug for connection of the SCSI 2 devices.

- USB 1.1 compatible.
- Maximum data transfer rate 12 Mbps.
- SCSI 1 and 2 compatible.
- Connections: 1 x USB A male ⇔ HP 50 male
- Supports the following operating systems: Windows 98, Windows ME and Windows 2000, MAC OS 8.6.

| | |
|---|---|
| **A-USB SCSI** | USB ⇔ SCSI Adapter Cable |

## USB Gameport Adapter

The gameport adapter makes it possible to connect a standard joystick to the USB port. The joystick is connected to the adapter via a DSUB 15-pin socket, the adapter is then connected to the USB A socket of the PC.

- Compatible with USB specification revision 1.1.
- Power supply via USB bus, USB connector cable included.
- 1 x USB A male, 1 x DSUB 15-pin female

| | |
|---|---|
| **A-USB GAME** | USB Gameport Adapter |

**Isolierkörper**
PBT, UL94V-0

**Insulator**
PBT, UL94V-0

**Kontakte**
Kupferlegierung

**Contacts**
Copper alloy

**Strombelastbarkeit**
1A

**Current rating**
1A

**Durchschlagspannung**
1000V AC ( 1min )

**Withstanding voltage**
1000V AC ( 1min )

**Isolationswiderstand**
>1000MΩ min.

**Insulation resistance**
>1000MΩ min.

**Kontaktwiderstand**
< 15mΩ max

**Contact resistance**
< 15mΩ max

**Betriebstemperatur**
-55°C bis +105°C

**Operating temperature**
-55°C to +105°C

A-Type

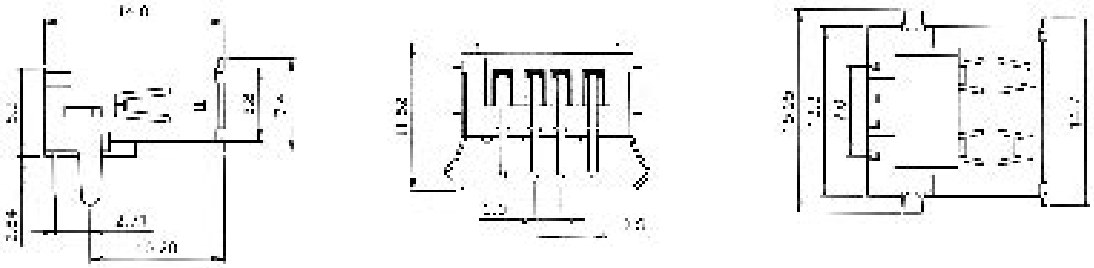

B-Type

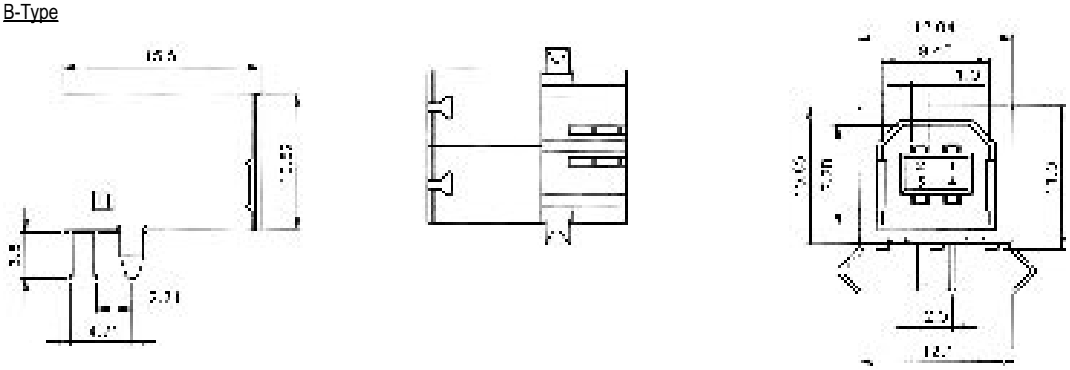

| Bestellcode : Ordercode : | A - USBS - x | Bitte „x“ durch die unten geeignete Optionen ersetzen<br>Please replace „x“ with appropriate options listed below |
|---|---|---|

1.

1.

**Ausführung**
A -Bauform A
B -Bauform B

**Version**
A -Type A
B -Type B

# USB, version A + B , angled, SMT



**Isolierkörper**
Nylon PA9T

**Insulator**
Nylon PA9T

**Kontakte**
Phosphorbronze, t=0.25mm

**Contacts**
Phosphorbronze, t=0.25mm

**Gehäuse**
Messing t=0.3mm
Oberfläche: Vernickelt

**Shell**
Brass t=0.3
Finish: Nickel Plated

**Durchschlagspannung**
500V AC ( 1min )

**Withstanding voltage**
500V AC ( 1min )

**Isolationswiderstand**
1000MΩ min.

**Insulation resistance**
1000MΩ min.

**Nennspannung und Strom**
1.5A bei 250V AC minimum

**Rated voltage and current**
1.5A at 250V AC minimum

A-Type

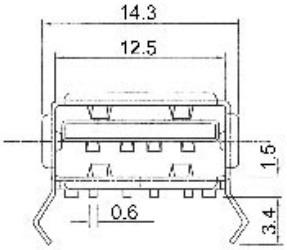


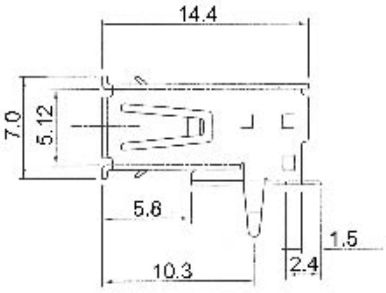


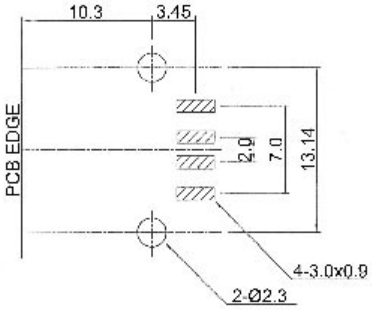


B-Type

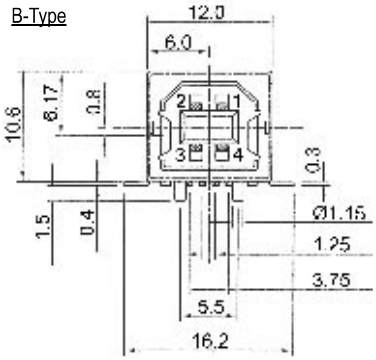


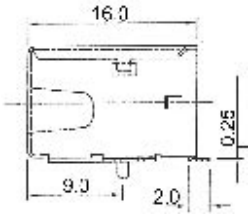


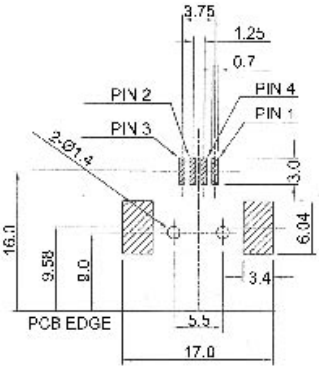


Bestellcode :
Ordercode :

**A - USB - x / SMT**

Bitte „x“ durch die unten geeignete Optionen ersetzen
Please replace „x“ with appropriate options listed below

1.

1.

**Ausführung**
A -Bauform A
B -Bauform B

**Version**
A -Type A
B -Type B

# USB, version A + B , top entry

**Isolierkörper**
PBT

**Kontakte**
Phosphorbronze, t=0.25mm

**Gehäuse**
Messing t=0.3mm
Oberfläche: Vernickelt

**Durchschlagspannung**
500V AC ( 1min )

**Isolationswiderstand**
1000MΩ min.

**Nennspannung und Strom**
1.5A bei 250V AC minimum

**Insulator**
PBT

**Contacts**
Phosphorbronze, t=0.25mm

**Shell**
Brass t=0.3
Finish: Nickel Plated

**Withstanding voltage**
500V AC ( 1min )

**Insulation resistance**
1000MΩ min.

**Rated voltage and current**
1.5A at 250V AC minimum

A-Type

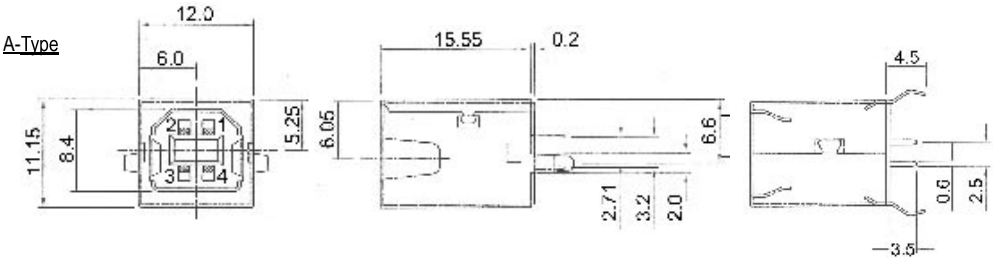


PCB Layout

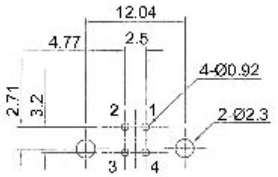


B-Type

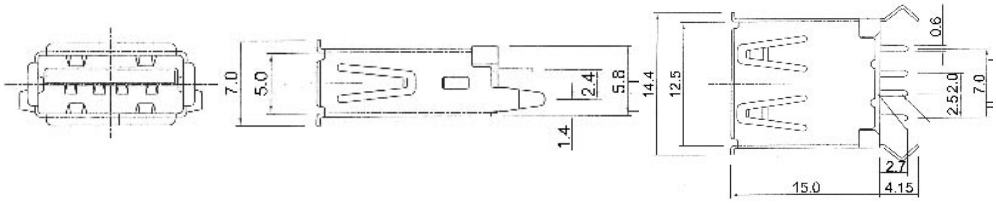


PCB Layout

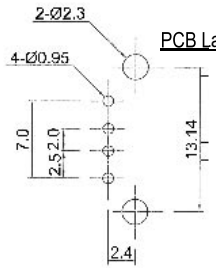


Bestellcode :
Ordercode :

**A - USB - x - TOP**

Bitte „x“ durch die unten geeignete Optionen ersetzen
Please replace „x“ with appropriate options listed below

1.

1.

**Ausführung**
A -Bauform A
B -Bauform B

**Version**
A -Type A
B -Type B

**Isolierkörper**
Nylon PA9T

**Kontakte**
Phosphorbronze, t=0.25mm

**Gehäuse**
Messing t=0.3mm
Oberfläche: Vernickelt

**Durchschlagspannung**
500V AC

**Isolationswiderstand**
1000MΩ min.

**Nennspannung und Strom**
1.5A bei 250V AC minimum

**Insulator**
Nylon PA9T

**Contacts**
Phosphorbronze, t=0.25mm

**Shell**
Brass t=0.3
Finish: Nickel Plated

**Withstanding voltage**
500V AC

**Insulation resistance**
1000MΩ min.

**Rated voltage and current**
1.5A at 250V AC minimum

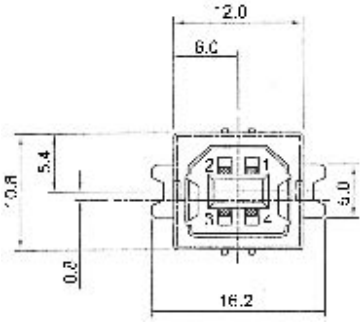


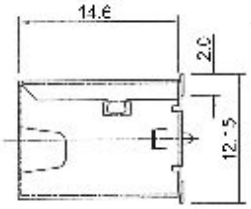


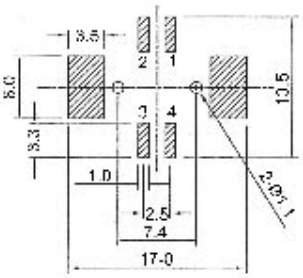


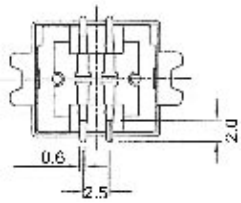


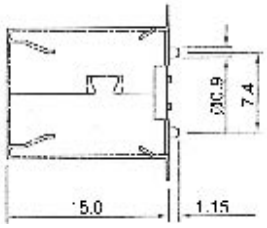


Bestellcode :
Ordercode :
A - USB - B - SMT - TOP

DIP

SMT

**Isolierkörper**
Nylon PA9T

**Kontakte**
Phosphorbronze, t=0.25mm

**Gehäuse**
Messing t=0.3mm
Oberfläche: Vernickelt

**Durchschlagspannung**
500V AC ( 1min )

**Isolationswiderstand**
1000MΩ min.

**Nennspannung und Strom**
1.5A bei 250V AC minimum

**Insulator**
Nylon PA9T

**Contacts**
Phosphorbronze, t=0.25mm

**Shell**
Brass t=0.3
Finish: Nickel Plated

**Withstanding voltage**
500V AC ( 1min )

**Insulation resistance**
1000MΩ min.

**Rated voltage and current**
1.5A at 250V AC minimum

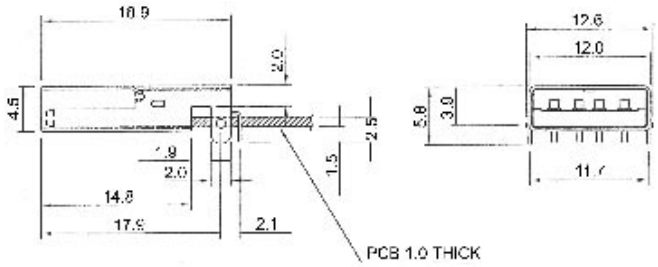


DIP

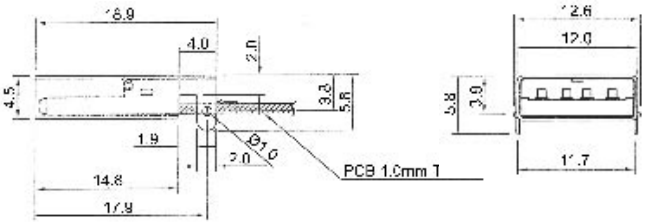


SMT

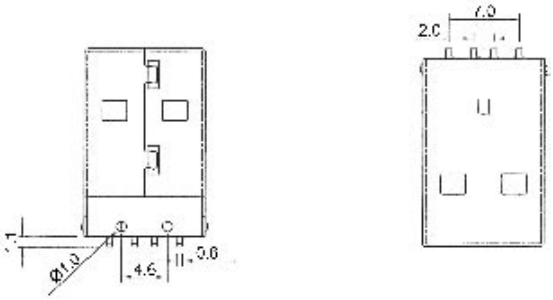

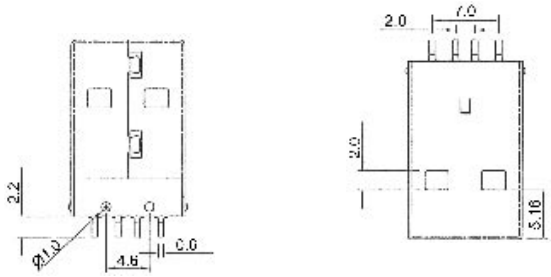

Bestellcode :
Ordercode :

A - USB - A - x

Bitte „x“ durch die unten geeignete Optionen ersetzen
Please replace „x“ with appropriate options listed below

1.

1.

**Ausführung**
LP -DIP
LP/SMT -SMT

**Version**
LP -DIP
LP/SMT -SMT

# USB, version A, 2-Port

**Isolierkörper**
PBT

**Insulator**
PBT

**Kontakte**
Phosphorbronze, t=0.25mm

**Contacts**
Phosphorbronze, t=0.25mm

**Gehäuse**
Messing t=0.3mm
Oberfläche: Vernickelt

**Shell**
Brass t=0.3
Finish: Nickel Plated

**Durchschlagspannung**
500V AC ( 1min )

**Withstanding voltage**
500V AC ( 1min )

**Isolationswiderstand**
1000MΩ min.

**Insulation resistance**
1000MΩ min.

**Nennspannung und Strom**
1.5A bei 250V AC minimum

**Rated voltage and current**
1.5A at 250V AC minimum

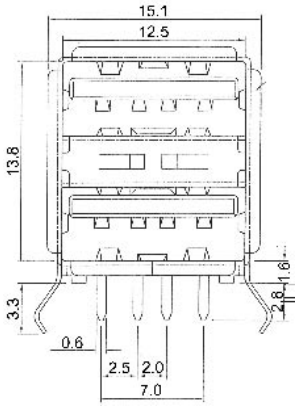


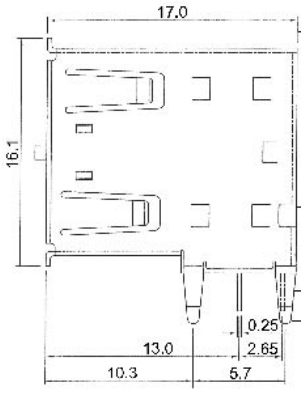


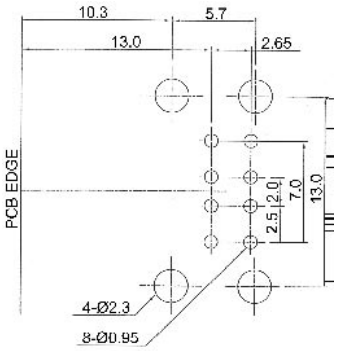


Bestellcode :
Ordercode : A - USB - A - 2P

**Isolierkörper**
PBT

**Kontakte**
Phosphorbronze, t=0.25mm

**Gehäuse**
Messing t=0.3mm
Oberfläche: Vernickelt

**Durchschlagspannung**
500V AC ( 1min )

**Isolationswiderstand**
1000MΩ min.

**Nennspannung und Strom**
1.5A bei 250V AC minimum

**Insulator**
PBT

**Contacts**
Phosphorbronze, t=0.25mm

**Shell**
Brass t=0.3
Finish: Nickel Plated

**Withstanding voltage**
500V AC ( 1min )

**Insulation resistance**
1000MΩ min.

**Rated voltage and current**
1.5A at 250V AC minimum

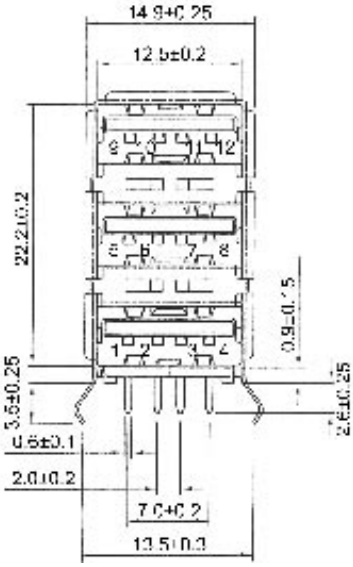


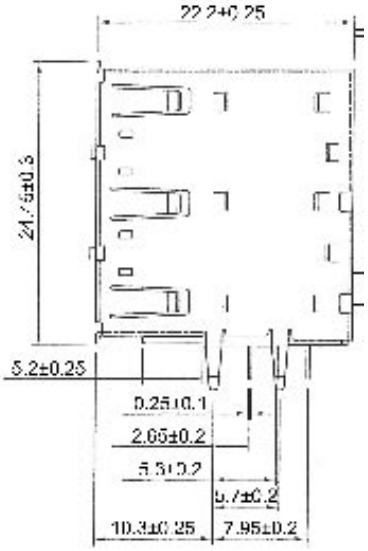


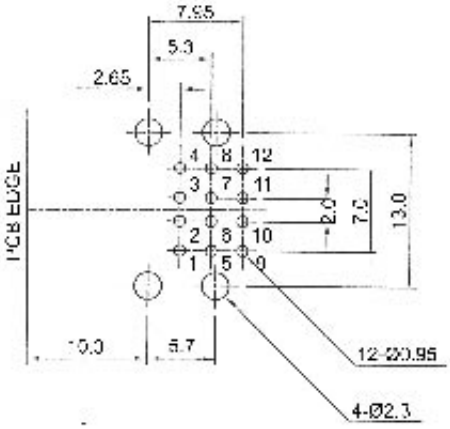


Bestellcode :
Ordercode :

**A - USB - A - 3P**

E/LP-Version

LP-Version

**Isolierkörper**
PBT

**Insulator**
PBT

**Kontakte**
Phosphorbronze, t=0.25mm

**Contacts**
Phosphorbronze, t=0.25mm

**Gehäuse**
Messing t=0.3mm
Oberfläche: Vernickelt

**Shell**
Brass t=0.3
Finish: Nickel Plated

**Durchschlagspannung**
500V AC ( 1min )

**Withstanding voltage**
500V AC ( 1min )

**Isolationswiderstand**
1000MΩ min.

**Insulation resistance**
1000MΩ min.

**Nennspannung und Strom**
1.5A bei 250V AC minimum

**Rated voltage and current**
1.5A at 250V AC minimum

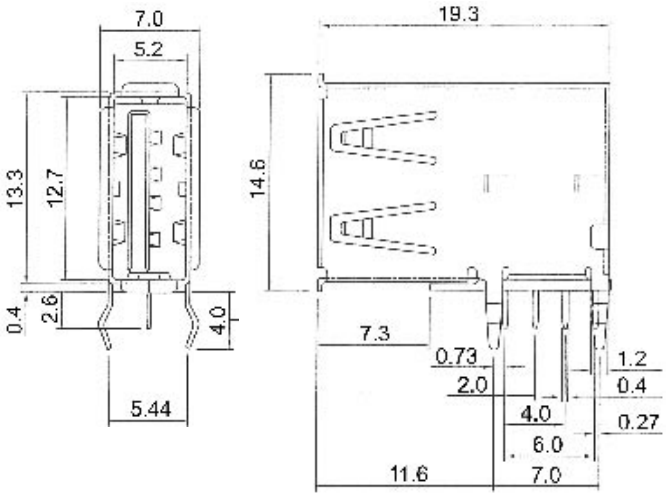


E

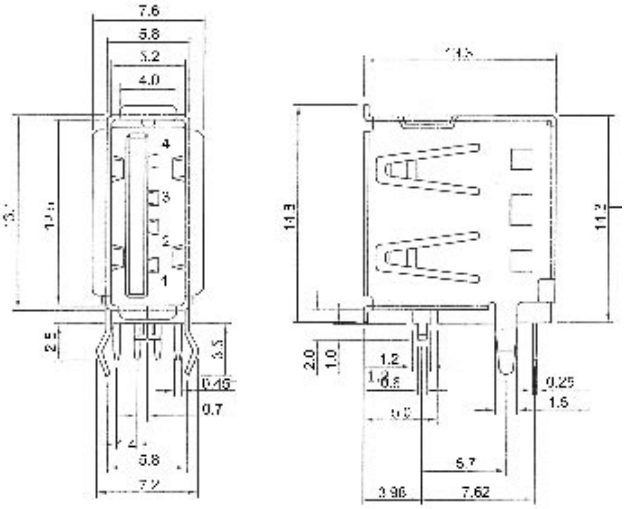


E/LP

Bestellcode :
Ordercode :

**A - USB - A - x**

Bitte „x“ durch die unten geeignete Optionen ersetzen
Please replace „x“ with appropriate options listed below

1.

1.

**Ausführung**
E -Vertikal, lange Bauform
E/LP -Vertikal, kurze Bauform

**Version**
E -vertical, long version
E/LP -vertical, short version

# USB, version B-Mini, 5-poles



**Isolierkörper**
Nylon PA9T

**Kontakte**
Phosphorbronze, t=0.25mm

**Gehäuse**
Messing t=0.3mm
Oberfläche: Vernickelt

**Durchschlagspannung**
500V AC

**Isolationswiderstand**
1000MΩ min.

**Nennspannung und Strom**
1.5A bei 250V AC minimum

**Insulator**
Nylon PA9T

**Contacts**
Phosphorbronze, t=0.25mm

**Shell**
Brass t=0.3
Finish: Nickel Plated

**Withstanding voltage**
500V AC

**Insulation resistance**
1000MΩ min.

**Rated voltage and current**
1.5A at 250V AC minimum

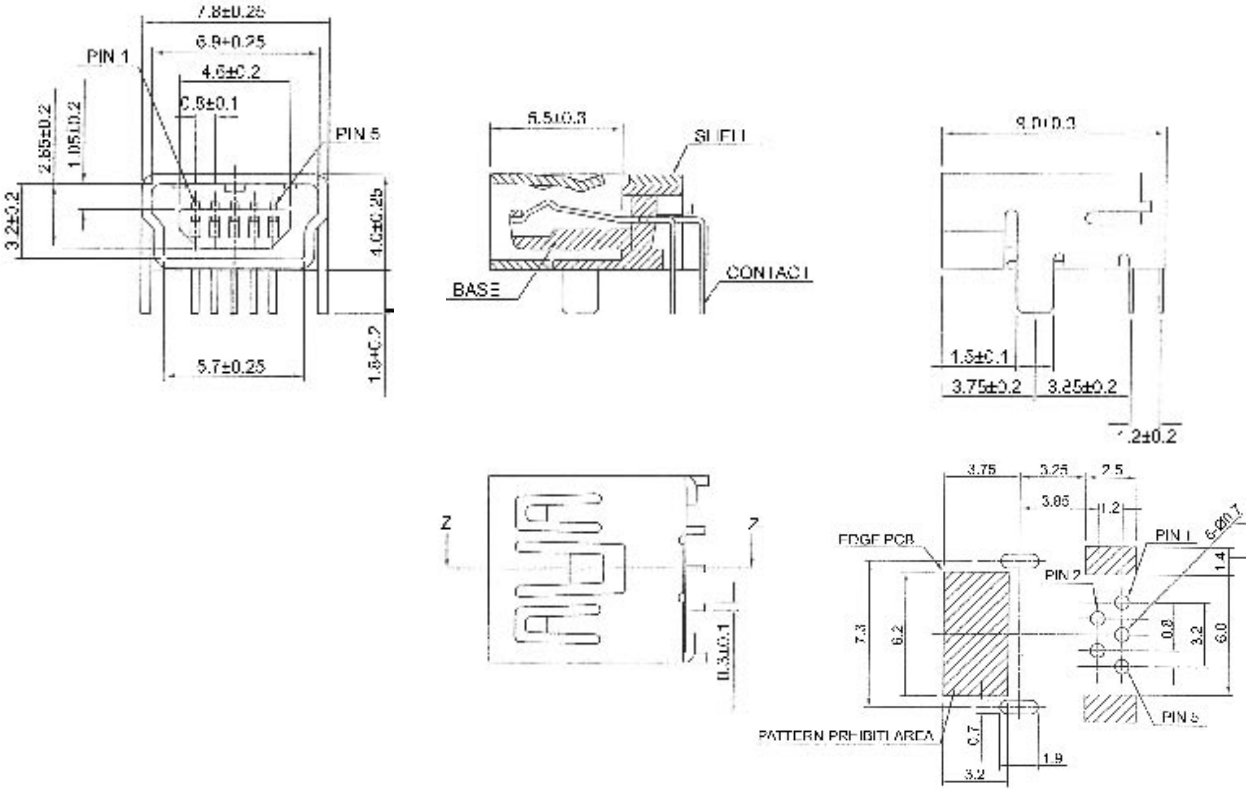


Bestellcode :
Ordercode : **A - USBB - M5**

# USB, version B-Mini, 5-poles, SMD

**Isolierkörper**
Nylon PA9T

**Insulator**
Nylon PA9T

**Kontakte**
Phosphorbronze, t=0.25mm

**Contacts**
Phosphorbronze, t=0.25mm

**Gehäuse**
Messing t=0.3mm
Oberfläche: Vernickelt

**Shell**
Brass t=0.3
Finish: Nickel Plated

**Durchschlagspannung**
500V AC

**Withstanding voltage**
500V AC

**Isolationswiderstand**
1000MΩ min.

**Insulation resistance**
1000MΩ min.

**Nennspannung und Strom**
1.5A bei 250V AC minimum

**Rated voltage and current**
1.5A at 250V AC minimum

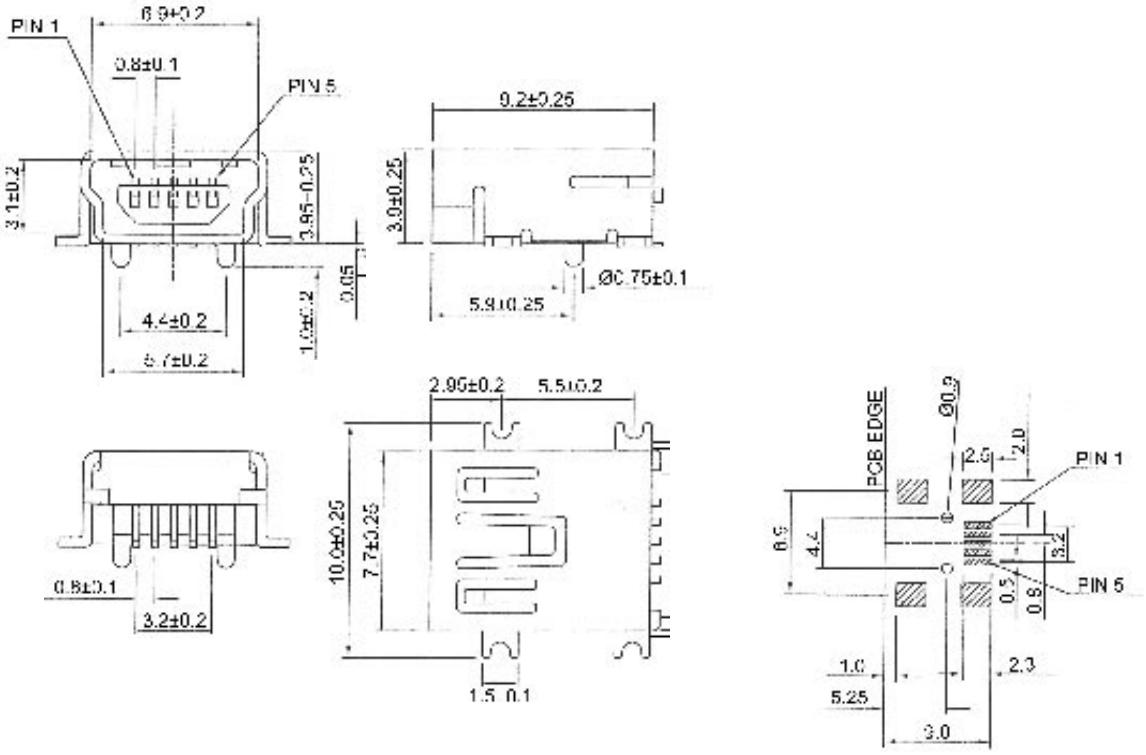


Bestellcode :
Ordercode :

**A - USBB - M5/SMD**

**Isolierkörper**
PBT, Glasfaserverstärkt, UL94V-0

**Kontakte**
Messing

**Nennspannung**
30V AC

**Nennstrom**
1A

**Isolationswiderstand**
1000MΩ min.

**Kontaktwiderstand**
30mΩ max.

**Durchschlagspannung**
750V AC

**Betriebstemperatur**
-55°C bis +105°C

**Insulator**
PBT, Glass fiber reinforced, UL94V-0

**Contacts**
Brass

**Voltage rating**
30V AC

**Current rating**
1A

**Insulation resistance**
1000MΩ min.

**Contact resistance**
30mΩ max.

**Withstanding voltage**
750V AC

**Operating temperature**
-55°C to +105°C

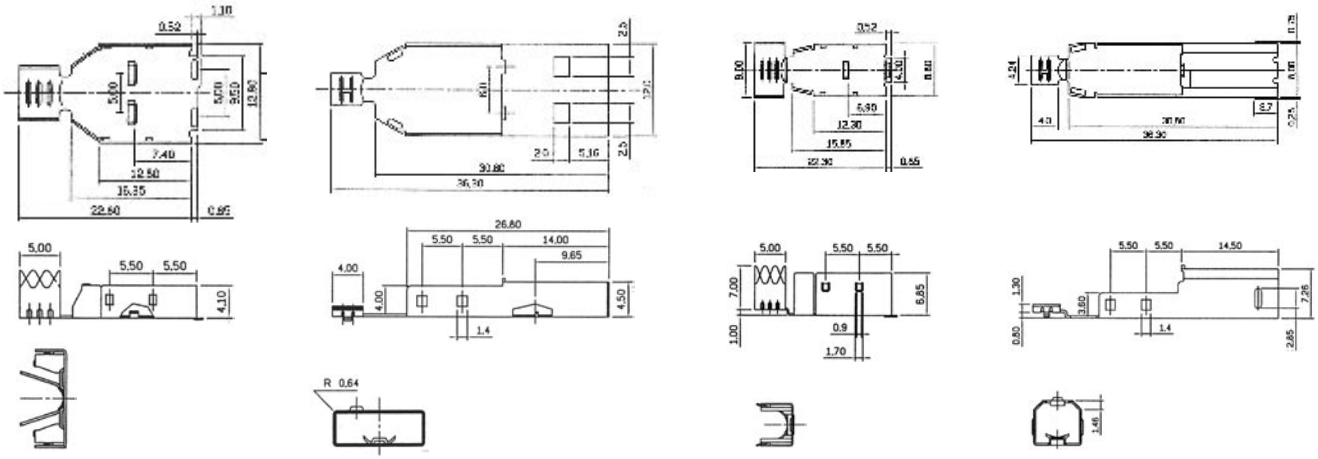

Bestellcode :
Ordercode :

**A - USBP - x**

Bitte „x“ durch die unten geeignete Optionen ersetzen
Please replace „x“ with appropriate options listed below

1.

1.

**Ausführung**
A -Bauform A
B -Bauform B

**Version**
A -Type A
B -Type B

## Hauben für USB-Konfektions-Version
## Hoods for USB-Assembly-Type

**Farbe**
Transparent

**Material**
ABS

**Colour**
Transparent

**Material**
ABS

Bestellcode :
Ordercode :

**A - USBPA - HOOD**

**Type A**

**A - USBPB - HOOD**

**Type B**

**Isolierkörper**
PBT, Glasfaserverstärkt, UL94V-0

**Insulator**
PBT, glassfilled, UL94V-0

**Kontakte**
Messing

**Contacts**
Brass

**Betriebstemperatur**
-55°C bis + 85°C

**Operating temperature**
-55°C to +85°C

**Nennstrom**
1,5A max.

**Current rating**
1,5A max.

**Durchschlagspannung**
500V AC

**Withstanding voltage**
500V AC

**Isolationswiderstand**
100 MΩ min.

**Insulation resistance**
100 MΩ min.

**Kontaktwiderstand**

Gehäuse: 50mΩ max.

Kontakte: 30mΩ max.

**Contact resistance**

Shell: 50mΩ max.

Contacts: 30mΩ max.

**Betriebsspannung**
40V max.

**Voltage**
40V max.

Horizontal

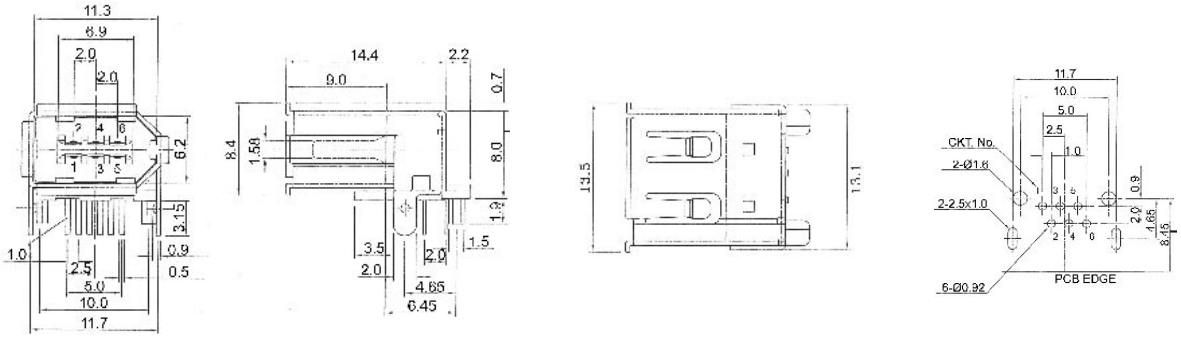


Vertikal

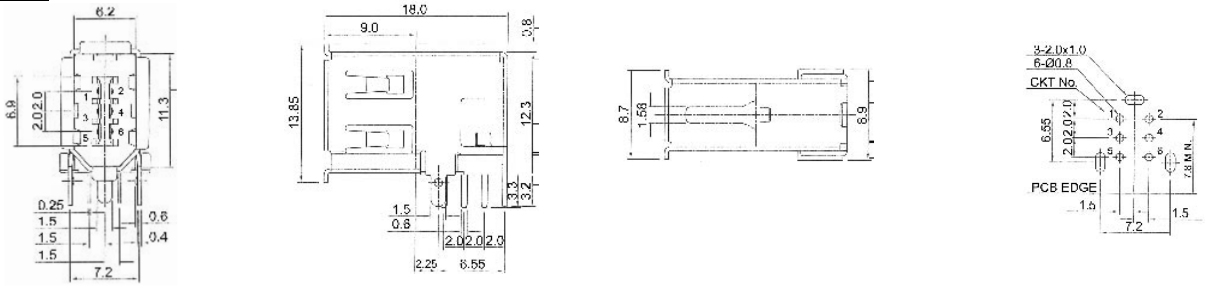


Bestellcode :
Ordercode :

**A - IE - x - DIP**

Bitte „x“ durch die unten geeignete Optionen ersetzen
Please replace „x“ with appropriate options listed below

1.

1.

**Ausführung**
E -Vertikal
S -Horizontal

**Version**
E -Vertical
S -Horizontal

**Isolierkörper**
Nylon PA9T, UL94V-0

**Kontakte**
Phosphor Bronze

**Betriebstemperatur**
-55°C bis + 85°C

**Nennstrom**
1,5A max.

**Durchschlagspannung**
500V AC

**Isolationswiderstand**
100 MΩ min.

**Kontaktwiderstand**
Gehäuse: 50mΩ max.
Kontakte: 30mΩ max.

**Betriebsspannung**
40V max.

**Insulator**
Nylon PA9T, UL94V-0

**Contacts**
Phosphor Bronze

**Operating temperature**
-55°C to +85°C

**Current rating**
1,5A max.

**Withstanding voltage**
500V AC

**Insulation resistance**
100 MΩ min.

**Contact resistance**
Shell: 50mΩ max.
Contacts: 30mΩ max.

**Voltage**
40V max.

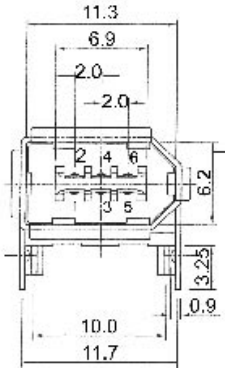


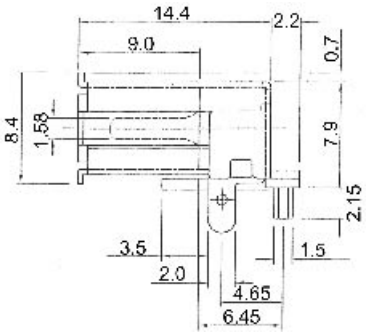


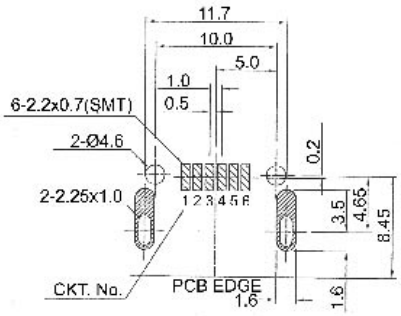


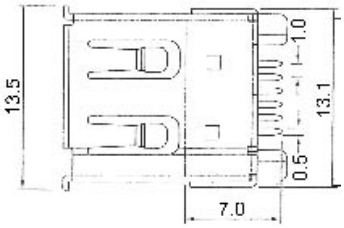


Bestellcode :
Ordercode : A - IE - S - SMT

Bestellcode :
Ordercode : A - IEE - TOP

**IEEE 1394,** für Leiterplattenmontage, 4-Polig, Mini-Ausführung
**IEEE 1394,** for PCB mounting, 4-poles, Mini-version

Bestellcode :
Ordercode : A - IEE - M4P

**IEEE 1394,** für Leiterplattenmontage, 4-Polig, Mini-SMD-Ausführung
**IEEE 1394,** for PCB mounting, 4-poles, Mini-SMD-version

Bestellcode :
Ordercode : A - IEE - M4P - SMD

**IEEE 1394,** für Leiterplattenmontage, 4-Polig, Mini-SMD-Ausführung, Low-Profile
**IEEE 1394,** for PCB mounting, 4-poles, Mini-SMD-version, low-Profile

Bestellcode :
Ordercode : A - IEE - M4P - SMD / LP



Keine Lagerware
Non-stocked product

Genaue Spezifikationen auf Anfrage
Detailed specifications on request

Neben Standardkabeln fertigen wir Kabelkonfektionen speziell nach Kundenspezifikation.

Ein äußerst flexibles und kostengünstiges System von automatischer und manueller Fertigung bietet Ihnen

- wettbewerbsfähige Preise
- hohe Qualität mit 100% elektrischer Prüfung und Zertifizierung auf Wunsch
- Bedruckung von Kabel und Steckern

**Senden Sie uns Ihre Anfrage.**

Apart from standard cables, special cables can be assembled upon acc. to customers specification.

An extremely flexible and cost-effective system of automatic and manual production offers you

- competitive pricing
- high quality with 100% electrical testing and certificaton on request
- printing on cables and connectors

**Please send your enquiry**




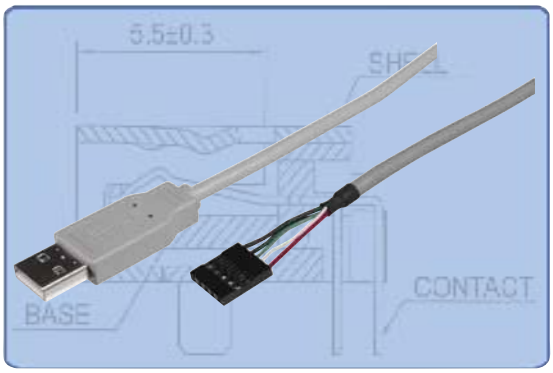









## CAT 5e UTP Patch Cable, *GREY*

Unshielded CAT 5e patch cable.
4 x 2 AWG 24/7, twisted pair, 100 Ohm.
2 x RJ45 male
Boot with kink protection and strain relief.

*Cable and boot in GREY.*

| | |
|---|---|
| A-MCUP 80005 | 0,5 m |
| A-MCUP 80010 | 1,0 m |
| A-MCUP 80020 | 2,0 m |
| A-MCUP 80030 | 3,0 m |
| A-MCUP 80050 | 5,0 m |
| A-MCUP 80070 | 7,0 m |
| A-MCUP 80100 | 10,0 m |
| A-MCUP 80150 | 15,0 m |
| A-MCUP 80200 | 20,0 m |
| A-MCUP 80300 | 30,0 m |

## CAT 5e UTP Patch Cable, *RED*

Unshielded CAT 5e patch cable.
4 x 2 AWG 24/7, twisted pair, 100 Ohm.
2 x RJ45 male
Boot with kink protection and strain relief.

*Cable and boot in RED.*

| | |
|---|---|
| A-MCUP 80005/R | 0,5 m |
| A-MCUP 80010/R | 1,0 m |
| A-MCUP 80020/R | 2,0 m |
| A-MCUP 80030/R | 3,0 m |
| A-MCUP 80050/R | 5,0 m |
| A-MCUP 80070/R | 7,0 m |
| A-MCUP 80100/R | 10,0 m |
| A-MCUP 80150/R | 15,0 m |
| A-MCUP 80200/R | 20,0 m |
| A-MCUP 80300/R | 30,0 m |



## CAT 5e UTP Patch Cable, *BLUE*

Unshielded CAT 5e patch cable.
4 x 2 AWG 24/7, twisted pair, 100 Ohm.
2 x RJ45 male
Boot with kink protection and strain relief.

*Cable and boot in BLUE.*

| | |
|---|---|
| A-MCUP 80005/B | 0,5 m |
| A-MCUP 80010/B | 1,0 m |
| A-MCUP 80020/B | 2,0 m |
| A-MCUP 80030/B | 3,0 m |
| A-MCUP 80050/B | 5,0 m |
| A-MCUP 80070/B | 7,0 m |
| A-MCUP 80100/B | 10,0 m |
| A-MCUP 80150/B | 15,0 m |
| A-MCUP 80200/B | 20,0 m |
| A-MCUP 80300/B | 30,0 m |

## CAT 5e UTP Patch Cable, *YELLOW*

Unshielded CAT 5e patch cable.
4 x 2 AWG 24/7, twisted pair, 100 Ohm.
2 x RJ45 male
Boot with kink protection and strain relief.

*Cable and boot in YELLOW.*

| | |
|---|---|
| A-MCUP 80005/Y | 0,5 m |
| A-MCUP 80010/Y | 1,0 m |
| A-MCUP 80020/Y | 2,0 m |
| A-MCUP 80030/Y | 3,0 m |
| A-MCUP 80050/Y | 5,0 m |
| A-MCUP 80070/Y | 7,0 m |
| A-MCUP 80100/Y | 10,0 m |
| A-MCUP 80150/Y | 15,0 m |
| A-MCUP 80200/Y | 20,0 m |
| A-MCUP 80300/Y | 30,0 m |



## CAT 5e UTP Patch Cable, *GREEN*

Unshielded CAT 5e patch cable.
4 x 2 AWG 24/7, twisted pair, 100 Ohm.
2 x RJ45 male
Boot with kink protection and strain relief.

*Cable and boot in GREEN.*

| | |
|---|---|
| A-MCUP 80005/G | 0,5 m |
| A-MCUP 80010/G | 1,0 m |
| A-MCUP 80020/G | 2,0 m |
| A-MCUP 80030/G | 3,0 m |
| A-MCUP 80050/G | 5,0 m |
| A-MCUP 80070/G | 7,0 m |
| A-MCUP 80100/G | 10,0 m |
| A-MCUP 80150/G | 15,0 m |
| A-MCUP 80200/G | 20,0 m |
| A-MCUP 80300/G | 30,0 m |

## CAT 5e FTP Patch Cable, *GREY*

Foil shielded CAT 5e patch cable.
4 x 2 AWG 26/7, twisted pair, 100 Ohm.
2 x RJ45 male
Boot with kink protection and strain relief.

*Cable and boot in GREY.*

| | |
|---|---|
| A-MCSP 80005 | 0,5 m |
| A-MCSP 80010 | 1,0 m |
| A-MCSP 80020 | 2,0 m |
| A-MCSP 80030 | 3,0 m |
| A-MCSP 80050 | 5,0 m |
| A-MCSP 80070 | 7,0 m |
| A-MCSP 80100 | 10,0 m |
| A-MCSP 80150 | 15,0 m |
| A-MCSP 80200 | 20,0 m |
| A-MCSP 80300 | 30,0 m |

## CAT 5e FTP Patch Cable, *RED*

Foil shielded CAT 5e patch cable.
4 x 2 AWG 26/7, twisted pair, 100 Ohm.
2 x RJ45 male
Boot with kink protection and strain relief.

*Cable and boot in RED.*

| | |
|---|---|
| A-MCSP 80010/R | 1,0 m |
| A-MCSP 80020/R | 2,0 m |
| A-MCSP 80030/R | 3,0 m |
| A-MCSP 80050/R | 5,0 m |
| A-MCSP 80070/R | 7,0 m |
| A-MCSP 80100/R | 10,0 m |



## CAT 5e FTP Patch Cable, *BLUE*

Foil shielded CAT 5e patch cable.
4 x 2 AWG 26/7, twisted pair, 100 Ohm.
2 x RJ45 male
Boot with kink protection and strain relief.

*Cable and boot in BLUE.*

| | |
|---|---|
| A-MCSP 80010/B | 1,0 m |
| A-MCSP 80020/B | 2,0 m |
| A-MCSP 80030/B | 3,0 m |
| A-MCSP 80050/B | 5,0 m |
| A-MCSP 80070/B | 7,0 m |
| A-MCSP 80100/B | 10,0 mv |

## CAT 5e FTP Patch Cable, *YELLOW*

| | |
|---|---|
| A-MCSP 80010/Y | 1,0 m |
| A-MCSP 80020/Y | 2,0 m |
| A-MCSP 80030/Y | 3,0 m |
| A-MCSP 80050/Y | 5,0 m |
| A-MCSP 80070/Y | 7,0 m |
| A-MCSP 80100/Y | 10,0 m |

Foil shielded CAT 5e patch cable.
4 x 2 AWG 26/7, twisted pair, 100 Ohm.
2 x RJ45 male
Boot with kink protection and strain relief.

*Cable and boot in YELLOW.*

## CAT 5e FTP Patch Cable, *GREEN*

| | |
|---|---|
| A-MCSP 80010/G | 1,0 m |
| A-MCSP 80020/G | 2,0 m |
| A-MCSP 80030/G | 3,0 m |
| A-MCSP 80050/G | 5,0 m |
| A-MCSP 80070/G | 7,0 m |
| A-MCSP 80100/G | 10,0 m |

Foil shielded CAT 5e patch cable.
4 x 2 AWG 26/7, twisted pair, 100 Ohm.
2 x RJ45 male
Boot with kink protection and strain relief.

*Cable and boot in GREEN.*

## CAT 5e FTP Patch Cable, *CROSSOVER*

| | |
|---|---|
| A-MCKP 80003 | 0,3 m |
| A-MCKP 80005 | 0,5 m |
| A-MCKP 80010 | 1,0 m |
| A-MCKP 80020 | 2,0 m |
| A-MCKP 80030 | 3,0 m |

Foil shielded CAT 5e patch cable.
4 x 2 x AWG 26/7, twisted pair, 100 Ohm.
2 x RJ45 male, shielded.
Boot with kink protection and strain relief.

*Cable in GREY, boot in GREEN.*




## CAT 5e FTP Patch Cable, *CROSSOVER*

| | |
|---|---|
| A-MCKP 80050 | 5,0 m |
| A-MCKP 80100 | 10,0 m |
| A-MCKP 80150 | 15,0 m |
| A-MCKP 80200 | 20,0 m |
| A-MCKP 80300 | 30,0 m |

Foil shielded CAT 5e patch cable.
4 x 2 x AWG 26/7, twisted pair, 100 Ohm.
2 x RJ45 male, shielded.
Boot with kink protection and strain relief.

*Cable in GREY, boot in GREEN.*




## CAT 5e SFTP Patch Cable, *GREY*

| | |
|---|---|
| A-MCSSP 80005 | 0,5 m |
| A-MCSSP 80010 | 1,0 m |
| A-MCSSP 80020 | 2,0 m |
| A-MCSSP 80030 | 3,0 m |
| A-MCSSP 80050 | 5,0 m |
| A-MCSSP 80070 | 7,0 m |
| A-MCSSP 80100 | 10,0 m |
| A-MCSSP 80150 | 15,0 m |
| A-MCSSP 80200 | 20,0 m |
| A-MCSSP 80300 | 30,0 m |

Foil and braid shielded CAT 5e patch cable.
4 x 2 AWG 26/7, twisted pair, 100 Ohm.
2 x RJ45 male
Boot with kink protection and strain relief.

*Cable and boot in GREY.*




## CAT 5e SFTP Patch Cable, *RED*

| | |
|---|---|
| A-MCSSP 80010/R | 1,0 m |
| A-MCSSP 80020/R | 2,0 m |
| A-MCSSP 80030/R | 3,0 m |
| A-MCSSP 80050/R | 5,0 m |
| A-MCSSP 80070/R | 7,0 m |
| A-MCSSP 80100/R | 10,0 m |
| A-MCSSP 80150/R | 15,0 m |
| A-MCSSP 80200/R | 20,0 m |
| A-MCSSP 80300/R | 30,0 m |

Foil and braid shielded CAT 5e patch cable.
4 x 2 AWG 26/7, twisted pair, 100 Ohm.
2 x RJ45 male
Boot with kink protection and strain relief.

*Cable and boot in RED.*




## CAT 5e SFTP Patch Cable, *BLUE*

| | |
|---|---|
| A-MCSSP 80010/B | 1,0 m |
| A-MCSSP 80020/B | 2,0 m |
| A-MCSSP 80030/B | 3,0 m |
| A-MCSSP 80050/B | 5,0 m |
| A-MCSSP 80070/B | 7,0 m |
| A-MCSSP 80100/B | 10,0 m |
| A-MCSSP 80150/B | 15,0 m |
| A-MCSSP 80200/B | 20,0 m |
| A-MCSSP 80300/B | 30,0 m |

Foil and braid shielded CAT 5e patch cable.
4 x 2 AWG 26/7, twisted pair, 100 Ohm.
2 x RJ45 male
Boot with kink protection and strain relief.

*Cable and boot in BLUE.*




## CAT 5e SFTP Patch Cable, *YELLOW*

| | |
|---|---|
| A-MCSSP 80010/Y | 1,0 m |
| A-MCSSP 80020/Y | 2,0 m |
| A-MCSSP 80030/Y | 3,0 m |
| A-MCSSP 80050/Y | 5,0 m |
| A-MCSSP 80070/Y | 7,0 m |
| A-MCSSP 80100/Y | 10,0 m |
| A-MCSSP 80150/Y | 15,0 m |
| A-MCSSP 80200/Y | 20,0 m |
| A-MCSSP 80300/Y | 30,0 m |

Foil and braid shielded CAT 5e patch cable.
4 x 2 AWG 26/7, twisted pair, 100 Ohm.
2 x RJ45 male
Boot with kink protection and strain relief.

*Cable and boot in YELLOW.*






## CAT 5e SFTP Patch Cable, *GREEN*

Foil and braid shielded CAT 5e patch cable.
4 x 2 AWG 26/7, twisted pair, 100 Ohm.
2 x RJ45 male
Boot with kink protection and strain relief.

*Cable and boot in GREEN.*

| | |
|---|---|
| A-MCSSP 80010/G | 1,0 m |
| A-MCSSP 80020/G | 2,0 m |
| A-MCSSP 80030/G | 3,0 m |
| A-MCSSP 80050/G | 5,0 m |
| A-MCSSP 80070/G | 7,0 m |
| A-MCSSP 80100/G | 10,0 m |
| A-MCSSP 80150/G | 15,0 m |
| A-MCSSP 80200/G | 20,0 m |
| A-MCSSP 80300/G | 30,0 m |




## CAT 5e SFTP Patch Cable CROSSOVER

Foil and braid shielded CAT 5e patch cable.
4 x 2 AWG 26/7, twisted pair, 100 Ohm.
2 x RJ45 male
Boot with kink protection and strain relief.

*Cable GREY and hood GREEN.*

| | |
|---|---|
| A-MCKSSP 80005 | 0,5 m |
| A-MCKSSP 80010 | 1,0 m |
| A-MCKSSP 80020 | 2,0 m |
| A-MCKSSP 80030 | 3,0 m |
| A-MCKSSP 80050 | 5,0 m |
| A-MCKSSP 80100 | 10,0 m |
| A-MCKSSP 80150 | 15,0 m |
| A-MCKSSP 80200 | 20,0 m |
| A-MCKSSP 80300 | 30,0 m |




## CAT 5e SFTP Patch Cable, *GREY, Halogen-Free*

Foil and braid shielded CAT 5e patch cable.
4 x 2 x AWG 26/7, twisted pair, 100 Ohm.
2 x RJ45 male, shielded.
Boot with kink protection and strain relief.

*Cable and hood in GREY.*

| | |
|---|---|
| A-MCSSHP 80005 | 0,5 m |
| A-MCSSHP 80010 | 1,0 m |
| A-MCSSHP 80020 | 2,0 m |
| A-MCSSHP 80030 | 3,0 m |
| A-MCSSHP 80050 | 5,0 m |
| A-MCSSHP 80070 | 7,0 m |
| A-MCSSHP 80100 | 10,0 m |
| A-MCSSHP 80200 | 20,0 m |



## CAT 6 UTP Patch Cable, *GREY*

Unshielded CAT 6 patch cable.
4 x 2 x AWG 24/7, twisted pair, 100 Ohm.
2 x RJ45 male
Boot with kink protection and strain relief.

*Cable and boot in GREY.*

| | |
|---|---|
| A-MCU 60010 | 1,0 m |
| A-MCU 60020 | 2,0 m |
| A-MCU 60030 | 3,0 m |
| A-MCU 60050 | 5,0 m |
| A-MCU 60070 | 7,0 m |
| A-MCU 60100 | 10,0 m |
| A-MCU 60150 | 15,0 m |
| A-MCU 60200 | 20,0 m |
| A-MCU 60300 | 30,0 m |



## CAT 6 UTP Patch Cable, *RED*

Unshielded CAT 6 patch cable.
4 x 2 x AWG 24/7, twisted pair, 100 Ohm.
2 x RJ45 male
Boot with kink protection and strain relief.

*Cable and boot in RED.*

| | |
|---|---|
| A-MCU 60005/R | 0,5 m |
| A-MCU 60010/R | 1,0 m |
| A-MCU 60020/R | 2,0 m |
| A-MCU 60030/R | 3,0 m |
| A-MCU 60050/R | 5,0 m |
| A-MCU 60070/R | 7,0 m |
| A-MCU 60100/R | 10,0 m |



## CAT 6 UTP Patch Cable, *BLUE*

Unshielded CAT 6 patch cable.
4 x 2 x AWG 24/7, twisted pair, 100 Ohm.
2 x RJ45 male
Boot with kink protection and strain relief.

*Cable and boot in BLUE.*

| | |
|---|---|
| A-MCU 60005/B | 0,5 m |
| A-MCU 60010/B | 1,0 m |
| A-MCU 60020/B | 2,0 m |
| A-MCU 60030/B | 3,0 m |
| A-MCU 60050/B | 5,0 m |
| A-MCU 60070/B | 7,0 m |
| A-MCU 60100/B | 10,0 m |



## CAT 6 UTP Patch Cable, *YELLOW*

Unshielded CAT 6 patch cable.
4 x 2 x AWG 24/7, twisted pair, 100 Ohm.
2 x RJ45 male
Boot with kink protection and strain relief.

*Cable and boot in YELLOW.*

| | |
|---|---|
| A-MCU 60005/Y | 0,5 m |
| A-MCU 60010/Y | 1,0 m |
| A-MCU 60020/Y | 2,0 m |
| A-MCU 60030/Y | 3,0 m |
| A-MCU 60050/Y | 5,0 m |
| A-MCU 60070/Y | 7,0 m |
| A-MCU 60100/Y | 10,0 m |



## CAT 6 UTP Patch Cable, *GREEN*

Unshielded CAT 6 patch cable.
4 x 2 x AWG 24/7, twisted pair, 100 Ohm.
2 x RJ45 male
Boot with kink protection and strain relief.

*Cable and boot in GREEN.*

| | |
|---|---|
| A-MCU 60005/G | 0,5 m |
| A-MCU 60010/G | 1,0 m |
| A-MCU 60020/G | 2,0 m |
| A-MCU 60030/G | 3,0 m |
| A-MCU 60050/G | 5,0 m |
| A-MCU 60070/G | 7,0 m |
| A-MCU 60100/G | 10,0 m |

## CAT 6 SSTP Patch Cable, *GREY*

| | |
|---|---|
| A-MCSSP 60010 | 1,0 m |
| A-MCSSP 60020 | 2,0 m |
| A-MCSSP 60030 | 3,0 m |
| A-MCSSP 60050 | 5,0 m |
| A-MCSSP 60070 | 7,0 m |
| A-MCSSP 60100 | 10,0 m |
| A-MCSSP 60150 | 15,0 m |
| A-MCSSP 60200 | 20,0 m |
| A-MCSSP 60300 | 30,0 m |

Pairs with foil and full braid shilding.
PIMF (Pairs in Metal Foil) patch cable.
4 x 2 x AWG 26/7, twisted pair, 100 Ohm.
2 x special RJ45 male, shielded.
Boot with kink protection and strain relief.

*Cable and boot in GREY.*



## CAT 6 SSTP Patch Cable, *RED*

| | |
|---|---|
| A-MCSSP 60010/R | 1,0 m |
| A-MCSSP 60020/R | 2,0 m |
| A-MCSSP 60030/R | 3,0 m |
| A-MCSSP 60050/R | 5,0 m |
| A-MCSSP 60070/R | 7,0 m |
| A-MCSSP 60100/R | 10,0 m |

Pairs with foil and full braid shilding.
PIMF (Pairs in Metal Foil) patch cable.
4 x 2 x AWG 26/7, twisted pair, 100 Ohm.
2 x special RJ45 male, shielded.
Boot with kink protection and strain relief.

*Cable and boot in RED.*



## CAT 6 SSTP Patch Cable, *BLUE*

| | |
|---|---|
| A-MCSSP 60010/B | 1,0 m |
| A-MCSSP 60020/B | 2,0 m |
| A-MCSSP 60030/B | 3,0 m |
| A-MCSSP 60050/B | 5,0 m |
| A-MCSSP 60070/B | 7,0 m |
| A-MCSSP 60100/B | 10,0 m |

Pairs with foil and full braid shilding.
PIMF (Pairs in Metal Foil) patch cable.
4 x 2 x AWG 26/7, twisted pair, 100 Ohm.
2 x special RJ45 male, shielded.
Boot with kink protection and strain relief.

*Cable and boot in BLUE.*



## CAT 6 SSTP Patch Cable, *YELLOW*

| | |
|---|---|
| A-MCSSP 60010/Y | 1,0 m |
| A-MCSSP 60020/Y | 2,0 m |
| A-MCSSP 60030/Y | 3,0 m |
| A-MCSSP 60050/Y | 5,0 m |
| A-MCSSP 60070/Y | 7,0 m |
| A-MCSSP 60100/Y | 10,0 m |

Pairs with foil and full braid shilding.
PIMF (Pairs in Metal Foil) patch cable.
4 x 2 x AWG 26/7, twisted pair, 100 Ohm.
2 x special RJ45 male, shielded.
Boot with kink protection and strain relief.

*Cable and boot in YELLOW.*

## CAT 6 SSTP Patch Cable, *GREEN*

| | |
|---|---|
| A-MCSSP 60010/G | 1,0 m |
| A-MCSSP 60020/G | 2,0 m |
| A-MCSSP 60030/G | 3,0 m |
| A-MCSSP 60050/G | 5,0 m |
| A-MCSSP 60070/G | 7,0 m |
| A-MCSSP 60100/G | 10,0 m |

Pairs with foil and full braid shilding.
PIMF (Pairs in Metal Foil) patch cable.
4 x 2 x AWG 26/7, twisted pair, 100 Ohm.
2 x special RJ45 male, shielded.
Boot with kink protection and strain relief.

*Cable and boot in GREEN.*



## CAT 6 SSTP Patch Cable, GREY, *Halogen-free*

| | |
|---|---|
| A-MCSSHP 60010 | 1,0 m |
| A-MCSSHP 60020 | 2,0 m |
| A-MCSSHP 60030 | 3,0 m |
| A-MCSSHP 60050 | 5,0 m |
| A-MCSSHP 60070 | 7,0 m |
| A-MCSSHP 60100 | 10,0 m |
| A-MCSSHP 60150 | 15,0 m |
| A-MCSSHP 60200 | 20,0 m |
| A-MCSSHP 60300 | 30,0 m |

Pairs with foil and full braid shilding.
PIMF (Pairs in Metal Foil) patch cable.
4 x 2 x AWG 26/7, twisted pair, 100 Ohm.
2 x special RJ45 male, shielded.
Boot with kink protection and strain relief.
Cable in GREY.
Halogen-free.

## CAT 6 SSTP Patch Cable, *CROSSOVER*

| | |
|---|---|
| A-MCKSSP 60010 | 1,0 m |
| A-MCKSSP 60020 | 2,0 m |
| A-MCKSSP 60030 | 3,0 m |
| A-MCKSSP 60050 | 5,0 m |
| A-MCKSSP 60070 | 7,0 m |
| A-MCKSSP 60100 | 10,0 m |
| A-MCKSSP 60150 | 15,0 m |
| A-MCKSSP 60200 | 20,0 m |
| A-MCKSSP 60300 | 30,0 m |

Pairs with foil and full braid shilding.
PIMF (Pairs in Metal Foil) patch cable.
4 x 2 x AWG 26/7, twisted pair, 100 Ohm.
2 x special RJ45 male, shielded.
Boot with kink protection and strain relief.

*Cable GREY and boot in green.*



## CAT 7 PIMF Patch Cable, *GREY, Halogen-free*

| | |
|---|---|
| A-MCPITH 80010 | 1,0 m |
| A-MCPITH 80020 | 2,0 m |
| A-MCPITH 80030 | 3,0 m |
| A-MCPITH 80050 | 5,0 m |
| A-MCPITH 80070 | 7,0 m |
| A-MCPITH 80100 | 10,0 m |
| A-MCPITH 80150 | 15,0 m |
| A-MCPITH 80200 | 20,0 m |
| A-MCPITH 80300 | 30,0 m |

Pairs with foil and full braid shilding.
PIMF (Pairs in Metal Foil) patch cable.
4 x 2 x AWG 26/7, twisted pair, 100 Ohm.
2 x special RJ45 male, shielded.
Boot with kink protection and strain relief.
*Cable and boot in GREY.*



### UTP Twisted Pair, CAT 5e Patch Cable

Unshielded CAT 5e patch cable.
4 x 2 AWG 24/7

| | |
|---|---|
| ATUP-P1T | PVC, 100 m |
| ATUP-P305T | PVC, 305 m |



### UTP Twisted Pair, CAT 5e Installation Cable

Unshielded CAT 5e installation cable.
4 x 2 AWG 24/1

| | |
|---|---|
| ATUP-V1T | PVC, 100 m |
| ATUP-V125T | PVC, 125 m |
| ATUP-V305T | PVC, 305 m |



### FTP Twisted Pair, CAT 5e Patch Cable

Foil shielded CAT 5e patch cable.
4 x 2 AWG 26/7

| | |
|---|---|
| ATFP-P1T | PVC, 100 m |
| ATFP-P305T | PVC, 305 m |



### FTP Twisted Pair, CAT 5e Installation Cable

Foil shielded CAT 5e installation cable.
4 x 2 AWG 24/1

| | |
|---|---|
| ATFP-V1T | PVC, 100 m |
| ATFP-V305T | PVC, 305 m |



### SFTP Twisted Pair, CAT 5e Patch Cable

Foil and braid shielded CAT 5e patch cable.
4 x 2 AWG 26/7

| | |
|---|---|
| ATSFP-P1T | PVC, 100 m |
| ATSFP-P305T | PVC, 305 m |



### SFTP Twisted Pair, CAT 5e Installation Cable

Foil and braid shielded CAT 5e installation cable.
4 x 2 AWG 24/1

ATSFP-VH1T and ATSFP-VH305T are halogen-free.

| | |
|---|---|
| ATSFP-V1T | PVC, 100 m |
| ATSFP-V305T | PVC, 305 m |
| ATSFP-VH1T | PVC, 100 m |
| ATSFP-VH305T | PVC, 305 m |



### UTP Twisted Pair, CAT 6 Patch Cable

Unshielded CAT 6 patch cable.
4 x 2 AWG 24/1

| | |
|---|---|
| ATU6-P1T | PVC, 100 m |
| ATU6-P305T | PVC, 305 m |



### UTP Twisted Pair, CAT 6 Installation Cable

Unshielded CAT 6 installation cable.
4 x 2 AWG 23/1

| | |
|---|---|
| ATU6-V1T | PVC, 100 m |
| ATU6-V305T | PVC, 305 m |

### SSTP TwistedPair, CAT 6 Patch Cable

Pair shielded, AL laminated foil, full shield CU braid, CAT 6 patch cable, halogen-free.

4 x 2 x AWG 26/1



| | |
|---|---|
| **ATSSP6-PH1T** | 100 m |
| **ATSSP6-PH305T** | 305 m |

### SSTP Twisted Pair, CAT 6 Installation Cable

Pair shielded, AL laminated foil, full shield CU braid, CAT 6 installation cable, halogen-free.

4 x 2 x AWG 23/1

| | |
|---|---|
| **ATSSP6-VH1T** | 100 m |
| **ATSSP6-VH305T** | 305 m |

### PIMF Twisted Pair, CAT 7 Patch Cable

Pair shielded, AL laminated foil, full shield CU braid, CAT 7 patch cable, halogen-free.

4 x 2 x AWG 26/1



| | |
|---|---|
| **ATP7-PH305T** | 305 m |
| **ATP7-PH500T** | 500 m |

### PIMF Twisted Pair, CAT 7 Installation Cable

Pair shielded, AL laminated foil, full shield CU braid, CAT 7 installation cable, halogen-free.

4 x 2 x AWG 23/1

| | |
|---|---|
| **ATP7-VH305T** | 305 m |
| **ATP7-VH5T** | 500 m |

**Gehäuse**
Polyester, glasfaserverstärkt

**Housing**
Glass filled polyester

**Kontakte**
Phosphorbronze

**Contacts**
Phosphorbronze

**Kontakoberfläche**
6µ" Gold

**Contact finish**
6µ" gold plating

**Betriebstemperaturbereich**
-40°C bis +125°C

**Operating temperature**
-40°C to +125°C

**Stromnennbelastung**
1.5A

**Current rating**
1.5A

**Betriebsspannung**
125V AC eff

**Voltage rating**
125V AC rms

| | Dimensions | | | |
|---|---|---|---|---|
| **No. of contacts** | **A** | **B** | **C** | **D** |
| 4 ( RJ11 ) | 13.72 | 11.18 | 7.62 | 3.81 |
| 6 ( RJ12 ) | 15.75 | 13.21 | 10.16 | 6.35 |
| 8 ( RJ45 ) | 17.78 | 15.24 | 11.43 | 8.89 |

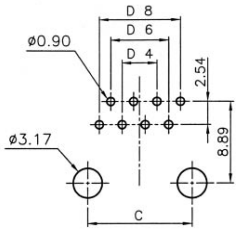


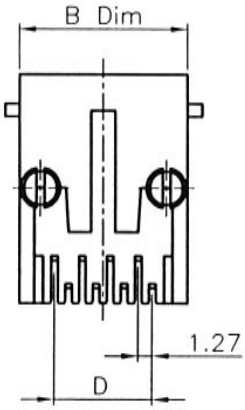


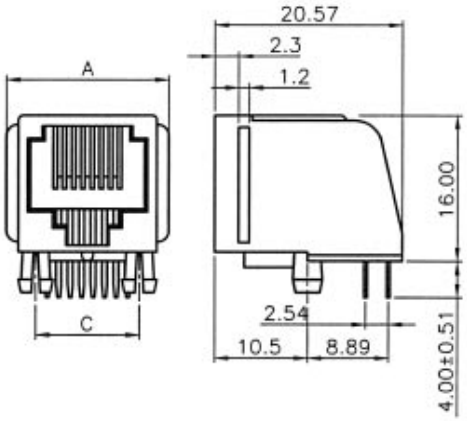


Bestellcode :
Ordercode : **A - 2004 - x**

Bitte „x“ durch die unten geeignete Option ersetzen
Please replace „x“ with appropriate option listed below

1.

1.

**Polzahl**
0 -4 polig (RJ11)
1 -6 polig (RJ12)
2 -8 polig (RJ45)

**No. of contacts**
0 -4 poles (RJ11)
1 -6 poles (RJ12)
2 -8 poles (RJ45)

**Gehäuse**
Polyester, glasfaserverstärkt

**Kontakte**
Phosphorbronze

**Kontakoberfläche**
6µ" Gold

**Betriebstemperaturbereich**
-40°C bis +125°C

**Stromnennbelastung**
1.5A

**Betriebsspannung**
125V AC eff.

**Housing**
Glass filled polyester

**Contacts**
Phosphorbronze

**Contact finish**
6µ" gold plating

**Operating temperature**
-40°C to +125°C

**Current rating**
1.5A

**Voltage rating**
125V AC rms

| | Dimensions | | |
|---|---|---|---|
| **No. of contacts** | **A** | **B** | **C** |
| 4 ( RJ11 ) | 11.16 | 7.62 | 3.81 |
| 6 ( RJ12 ) | 13.20 | 10.16 | 6.35 |
| 8 ( RJ45 ) | 15.15 | 11.43 | 8.89 |

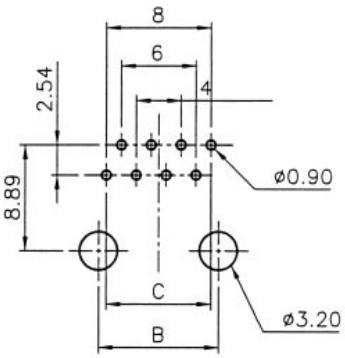


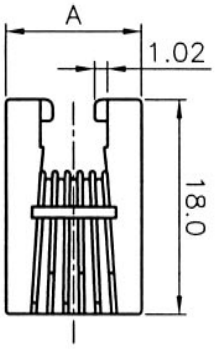


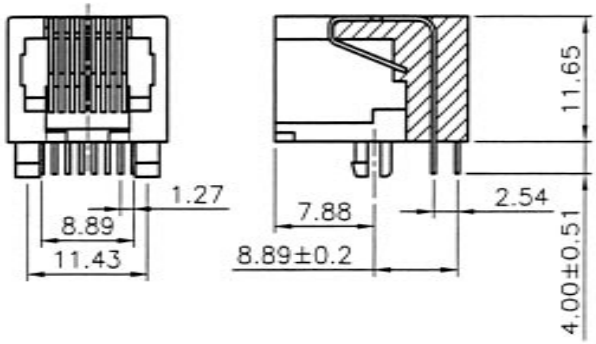


Bestellcode : A - 2004 - x - LP
Ordercode : A - 2004 - x - LP

Bitte „x“ durch die unten geeignete Option ersetzen
Please replace „x“ with appropriate option listed below

1.

1.

**Polzahl**
0 -4 polig (RJ11)
1 -6 polig (RJ12)
2 -8 polig (RJ45)

**No. of contacts**
0 -4 poles (RJ11)
1 -6 poles (RJ12)
2 -8 poles (RJ45)

**Gehäuse**
Polyester, glasfaserverstärkt

**Kontakte**
Phosphorbronze

**Kontakoberfläche**
6µ" Gold

**Betriebstemperaturbereich**
-40°C bis +125°C

**Stromnennbelastung**
1.5A

**Betriebsspannung**
125V AC eff.

**Housing**
Glass filled polyester

**Contacts**
Phosphorbronze

**Contact finish**
6µ" gold plating

**Operating temperature**
-40°C to +125°C

**Current rating**
1.5A

**Voltage rating**
125V AC rms

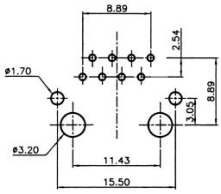


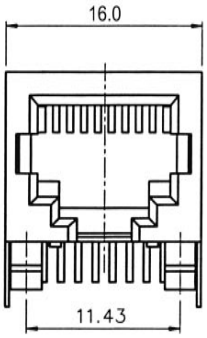


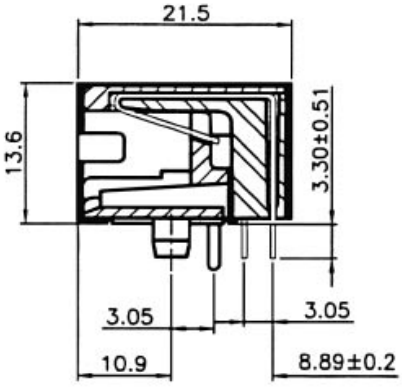


Bestellcode :
Ordercode :

A - 2004 - x - LP / FS

Bitte „x“ durch die unten geeignete Option ersetzen
Please replace „x“ with appropriate option listed below

1.

1.

**Polzahl**
2 -8 polig (RJ45) Type C

**No. of contacts**
2 -8 poles (RJ45) Typ C

**Gehäuse**
Polyester, glasfaserverstärkt

**Kontakte**
Phosphorbronze

**Kontakoberfläche**
6µ" Gold

**Betriebstemperaturbereich**
-40°C bis +125°C

**Stromnennbelastung**
1.5A

**Betriebsspannung**
125V AC eff.

**Housing**
Glass filled polyester

**Contacts**
Phosphorbronze

**Contact finish**
6µ" gold plating

**Operating temperature**
-40°C to +125°C

**Current rating**
1.5A

**Voltage rating**
125V AC rms

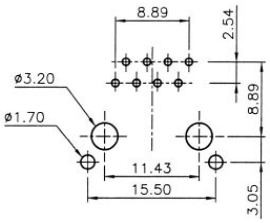


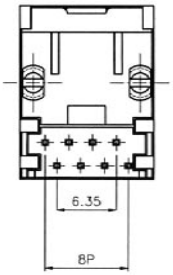


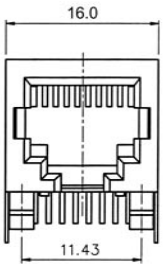


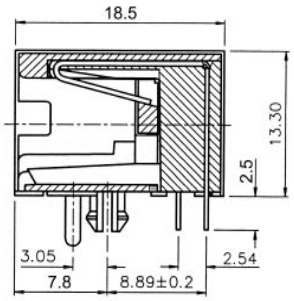


Bestellcode : A - 2004 - x - LPS
Ordercode :

Bitte „x“ durch die unten geeignete Option ersetzen
Please replace „x“ with appropriate option listed below

1.

1.

**Polzahl**
2 -8 polig (RJ45)

**No. of contacts**
2 -8 poles (RJ45)

**Gehäuse**
Polyester, glasfaserverstärkt
UL 94V-0

**Housing**
Glass filled polyester
UL 94V-0

**Kontakte**
Phosphorbronze

**Contacts**
Phosphorbronze

**Kontakoberfläche**
6µ" Gold

**Contact finish**
6µ" gold plating

**Betriebstemperaturbereich**
-40°C bis +125°C

**Operating temperature**
-40°C to +125°C

**Stromnennbelastung**
1.5A

**Current rating**
1.5A

**Betriebsspannung**
125V AC eff

**Voltage rating**
125V AC rms

**Verpackung**
Stange

**Packing**
Tube

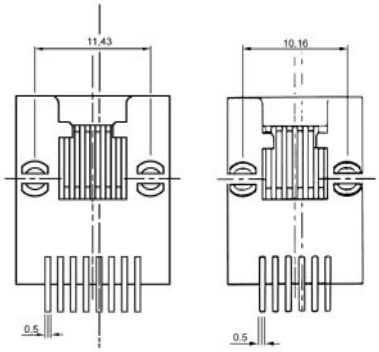


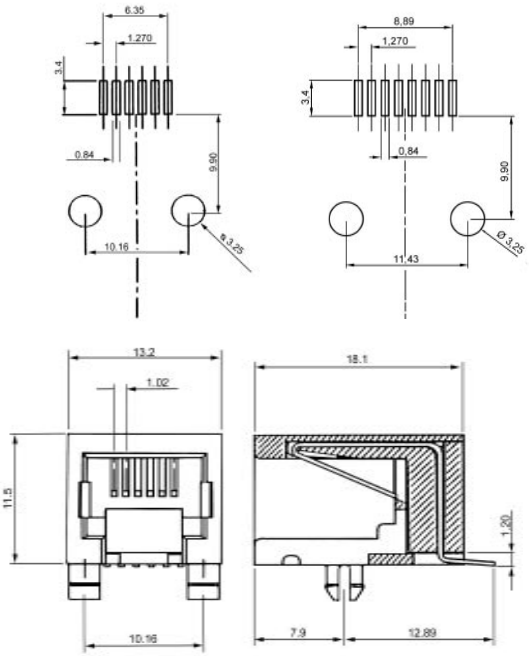


Bestellcode :
Ordercode :

**A - 2004 - x - LP / SMT**

Bitte „x“ durch die unten geeignete Option ersetzen
Please replace „x“ with appropriate option listed below

1.

1.

**Polzahl**
1 -6 polig (RJ12)
2 -8 polig (RJ45)

**No. of contacts**
1 -6 poles (RJ12)
2 -8 poles (RJ45)

**Gehäuse**
Nylon, glasfaserverstärkt, FR52, UL 94V-0

**Housing**
Nylon, Glass filled, FR52, UL 94V-0

**Kontakte**
Phosphorbronze

**Contacts**
Phosphorbronze

**Kontakoberfläche**
6µ" Gold

**Contact finish**
6µ" gold plating

**Betriebstemperaturbereich**
-40°C bis +125°C

**Operating temperature**
-40°C to +125°C

**Stromnennbelastung**
1.5A

**Current rating**
1.5A

**Betriebsspannung**
125V AC eff

**Voltage rating**
125V AC rms

**Verpackung**
Rolle

**Packing**
Reel

| | Dimensions | | | |
|---|---|---|---|---|
| **No. of contacts** | **A** | **B** | **C** | **D** |
| 4 ( RJ11 ) | 11.20 | 14.80 | 8.20 | 3.81 |
| 6 ( RJ12 ) | 13.20 | 16.95 | 10.35 | 6.35 |
| 8 ( RJ45 ) | 15.10 | 18.98 | 12.38 | 8.89 |

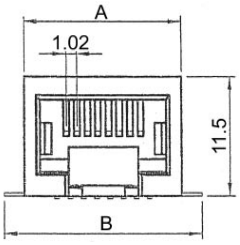


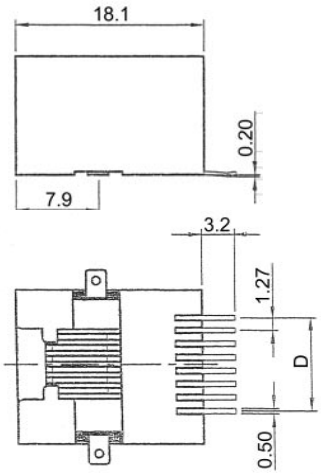


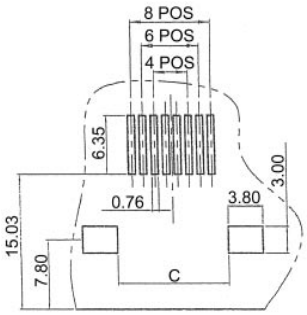


Bestellcode :
Ordercode : **A - 2004 - x - LP - SMD - A**

Bitte „x“ durch die unten geeignete Option ersetzen
Please replace „x“ with appropriate option listed below

1.

1.

**Polzahl**
0 -4 polig (RJ11)
1 -6 polig (RJ12)*
2 -8 polig (RJ45)*

**No. of contacts**
0 -4 poles (RJ11)
1 -6 poles (RJ12)*
2 -8 poles (RJ45)*

***Standard**

**Gehäuse**
Nylon, glasfaserverstärkt, FR52, UL 94V-0

**Housing**
Nylon, Glass filled, FR52, UL 94V-0

**Kontakte**
Phosphorbronze

**Contacts**
Phosphorbronze

**Kontakoberfläche**
6µ" Gold

**Contact finish**
6µ" gold plating

**Betriebstemperaturbereich**
-40°C bis +125°C

**Operating temperature**
-40°C to +125°C

**Stromnennbelastung**
1.5A

**Current rating**
1.5A

**Betriebsspannung**
125V AC eff

**Voltage rating**
125V AC rms

**Verpackung**
Rolle

**Packing**
Reel

| | Dimensions | | |
|---|---|---|---|
| **No. of contacts** | **A** | **B** | **C** |
| 4 ( RJ11 ) | 11.20 | 3.81 | 3.20 |
| 6 ( RJ12 ) | 13.20 | 6.35 | 5.40 |
| 8 ( RJ45 ) | 15.10 | 8.89 | 7.38 |

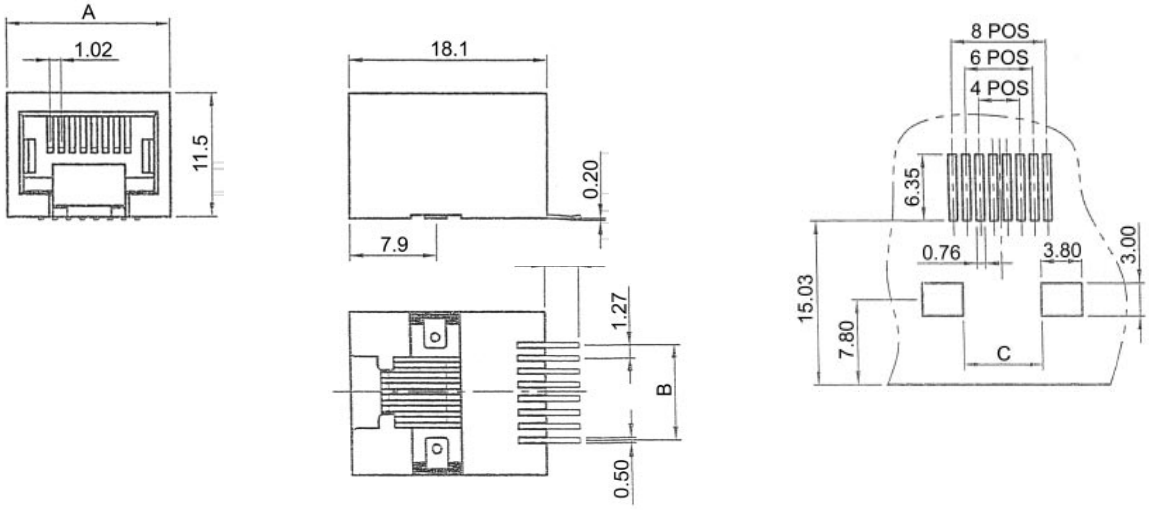


Bestellcode : Ordercode : **A - 2004 - x - LP - SMD - B**

Bitte „x“ durch die unten geeignete Option ersetzen
Please replace „x“ with appropriate option listed below

1.

1.

**Polzahl**
0 -4 polig (RJ11)
1 -6 polig (RJ12)*
2 -8 polig (RJ45)*

**No. of contacts**
0 -4 poles (RJ11)
1 -6 poles (RJ12)*
2 -8 poles (RJ45)*

***Standard**

**Gehäuse**
Polyester, glasfaserverstärkt

**Housing**
Glass filled polyester

**Kontakte**
Phosphorbronze

**Contacts**
Phosphorbronze

**Kontakoberfläche**
6µ" Gold

**Contact finish**
6µ" gold plating

**Betriebstemperaturbereich**
-40°C bis +125°C

**Operating temperature**
-40°C to +125°C

**Stromnennbelastung**
1.5A

**Current rating**
1.5A

**Betriebsspannung**
125V AC eff

**Voltage rating**
125V AC rms

| | Dimensions | | | |
|---|---|---|---|---|
| **No. of contacts** | **A** | **B** | **C** | **D** |
| 4 ( RJ11 ) | 13.97 | 11.43 | 7.62 | 3.81 |
| 6 ( RJ12 ) | 16.00 | 13.46 | 10.16 | 6.35 |
| 8 ( RJ45 ) | 17.84 | 15.36 | 11.43 | 8.89 |

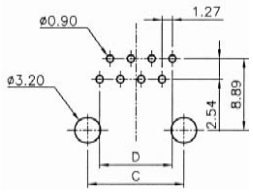


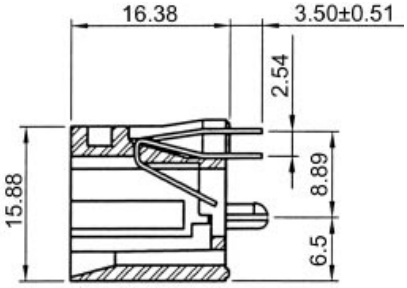


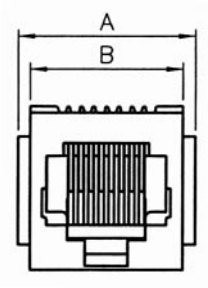


Bestellcode :
Ordercode : **A - 2014 - x**

Bitte „x“ durch die unten geeignete Option ersetzen
Please replace „x“ with appropriate option listed below

1.

1.

**Polzahl**
0 -4 polig (RJ11)
1 -6 polig (RJ12)
2 -8 polig (RJ45)

**No. of contacts**
0 -4 poles (RJ11)
1 -6 poles (RJ12)
2 -8 poles (RJ45)

**Gehäuse**
Polyester, glasfaserverstärkt, UL94V-0, Schwarz

**Housing**
Polyester, glass filled, UL94V-0, Black

**Kontakte**
Phosphorbronze

**Contacts**
Phosphor bronze

**Kontaktoberfläche**
6µ“ Gold

**Contact finish**
6µ” gold

**Betriebstemperaturbereich**
-40°C bis +125°C

**Operating temperature**
-40°C to +125°C

**Strombelastbarkeit**
1.5A

**Current rating**
1.5A

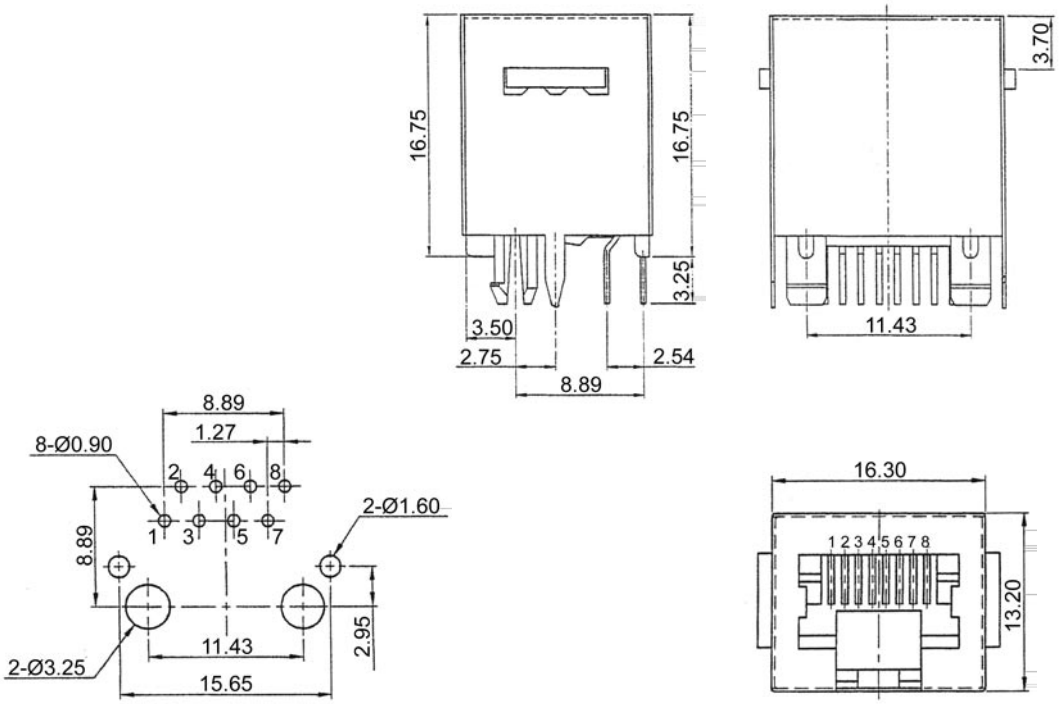


| Bestellcode : Ordercode : | A - 2014 - x - LP/FS | Bitte „x“ durch die unten geeignete Option ersetzen<br>Please replace „x“ with appropriate option listed below |
|---|---|---|

1.

1.

**Polzahl**
2 -8 polig (RJ45)

**No. of contacts**
2 -8 poles (RJ45)

**Gehäuse**
Polyester, glasfaserverstärkt
UL 94V-0

**Housing**
Glass filled polyester
UL 94V-0

**Kontakte**
Phosphorbronze

**Contacts**
Phosphorbronze

**Kontakoberfläche**
6µ" Gold

**Contact finish**
6µ" gold plating

**Betriebstemperaturbereich**
-40°C bis +125°C

**Operating temperature**
-40°C to +125°C

**Stromnennbelastung**
1.5A

**Current rating**
1.5A

**Betriebsspannung**
125V AC eff.

**Voltage rating**
125V AC rms

**Dimensions**

| No. of contacts | A | B |
|---|---|---|
| 6 ( RJ12 ) | 13.20 | 6.35 |
| 8 ( RJ45 ) | 15.24 | 8.89 |

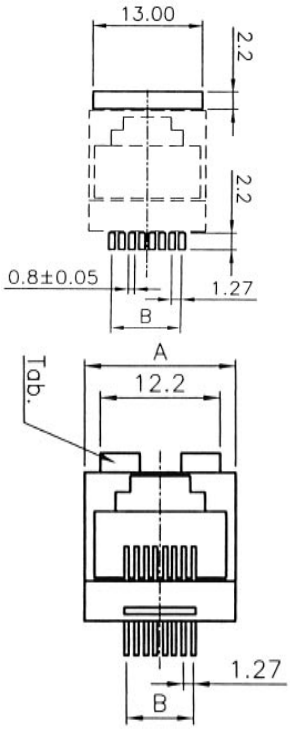


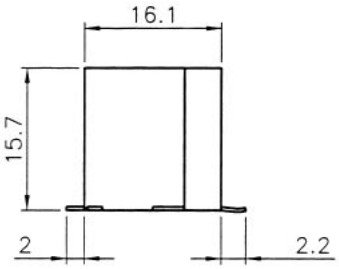


Bestellcode :
Ordercode :

**A - 2014 - x - SMT**

Bitte „x“ durch die unten geeignete Option ersetzen
Please replace „x“ with appropriate option listed below

1.

1.

**Polzahl**
1 -6 polig (RJ12)
2 -8 polig (RJ45)

**No. of contacts**
1 -6 poles (RJ12)
2 -8 poles (RJ45)

Außer den auf den vorhergehenden Seiten gezeigten Standardtypen können wir Ihnen eine große Anzahl unterschiedlichster Versionen anbieten.

Als bedeutender Lieferant der Telekommunikationsindustrie können wir Ihre technischen Probleme durch kundenspezifische Produkte lösen.

Um Ihnen zu helfen, die richtige Type und Ausführung zu finden, nutzen Sie bitte den Bestellschlüssel auf Seite 93. Bitte geben Sie bei Ihrer Anfrage möglichst alle Optionen und eine Stückzahl an, damit Sie ein umfassendes und promptes Angebot zu Ihrem Wunschtypen erhalten.

In addition to the standard types shown on the previous pages we can offer a large number of different versions.

Being an important supplier to the telecommunication industry we can solve your technical problems through a custom designed product solution.

In order to help you to find the right type and design, please use the ordercode on page 93. Please mention in your inquiry as much as possible incl. quantity and you will recive a complete and prompt quotation according to the requested type.

**Produktbeispiele:**
**Product Examples:**



| | | |
|---|---|---|
| 1. | **Ports**<br>1 - 8 | **Ports**<br>1 - 8 |
| 2. | **Positionen pro Port**<br>4 -4<br>6 -6<br>8 -8<br>0 -10 | **Positions per port**<br>4 -4<br>6 -6<br>8 -8<br>0 -10 |
| 3. | **Anzahl der Kontakte**<br>2 -2<br>4 -4<br>6 -6<br>8 -8<br>0 -10 | **No. of contacts**<br>2 -2<br>4 -4<br>6 -6<br>8 -8<br>0 -10 |
| 4. | **Steckrichtung**<br>0 -seitlich gesteckt (90°)<br>1 -von oben gesteckt (180°)<br>2 -von unten gesteckt (-180°) | **Plug direction**<br>0 -side entry (90°)<br>1 -top entry (180°)<br>2 -bottom entry (-180°) |
| 5. | **Panel stop**<br>0 -ohne Flansch<br>1 -mit Flansch | **panelstop**<br>0 -without flange<br>1 -with flange |
| 6. | **Schirmung**<br>0 -ungeschirmt<br>1 -geschirmt<br>2 -teilgeschirmt | **Shielding**<br>0 -not shielded<br>1 -shielded<br>2 -partial shielded |
| 7. | **Lötverfahren**<br>0 -Tauchlöt<br>1 -SMD | **Solder type**<br>0 -Dip solder<br>1 -SMT |
| 8. | **Goldauflage**<br>1 -6µ"<br>2 -15µ"<br>3 -30µ" | **Gold plating**<br>1 -6µ"<br>2 -15µ"<br>3 -30µ" |
| 9. | **Ausführung**<br>1 -Invers<br>0 -Normal | **Version**<br>1 -Invers<br>0 -Normal |
| 10. | 0 -Symetrisch<br>1 -DEC-Version | 0 -Symetric<br>1 -DEC-version |

Bitte „x“ durch die oben geeignete Option ersetzen - Please replace „x“ with appropriate option listed above

| A | - | MJ | - | x | - | x | - | x | - | x | - | x | - | x | - | x | - | x | - | x |
|---|---|---|---|---|---|---|---|---|---|---|---|---|---|---|---|---|---|---|---|---|
| | | | | 1. | | 2. | | 3. | | 4. | | 5. | | 6. | | 7. | | 8. | | 9. | | 10. |



Diese Modularstecker sind geeignet für schnelle und einfache Selbstmontage.

Verfügbare Ausführungen:

- Stecker für Rundkabel
- Stecker für Flachbabel (D-form)

These plugs are suitable for quick and simple connecting.

Available versions:

- Plugs for roundcable
- Plugs for flatcable (D-form)

Bestellcode : A - MO - x - x
Ordercode :

1. 2.

Bitte „x“ durch die unten geeignete Option ersetzen
Please replace „x“ with appropriate option listed below

1.

| **Polzahl** | **No. of contacts** |
|---|---|
| 4/4 | 4/4 |
| 6/4 | 6/4 |
| 6/6 | 6/6 |
| 8/8 | 8/8 |

2.

| **Ausführung** | **Version** |
|---|---|
| SF -Flachkabel | SF -Flatcable |
| SR -Rundkabel | SR -Roundcable |
| SFS -mit Schirmung (nur 6/6&8/8) | SFS -with shield (only 6/6&8/8) |

**DEC-Einbaubuchsen und Stecker nur auf Anfrage**

**DEC-Jacks and plugs only on request**

## Knickschutzhüllen für 8P8C Modularstecker
## Cable boots for 8P8C Modular Plugs



Diese Knickschutzhüllen für 8P8C Modularstecker, sind geeignet für geschirmte und ungeschirmte Modualrstecker.
**Nicht für Hirose-Typ!**

These cable boots for 8P8C modular plugs, are suitable for shielded and non-shielded modular plugs.
**Not for Hirose-Type!**

Bestellcode : A - MOT - x - 8/8
Ordercode :

1.

Bitte „x“ durch die unten geeignete Option ersetzen
Please replace „x“ with appropriate option listed below

1.

| **Farbe** | **Colour** |
|---|---|
| R -Rot | R -red |
| G -Grün | G -green |
| B -Blau | B -blue |
| Y -Gelb | Y -yellow |
| E -Grau | E -grey |
| - -Schwarz | - -black |



Kundenspezifische Kabelkonfektion auf Anfrage!
Customer designed cable assemblies on request!

**Merkmale:**

- Modularkabel ungeschirmt
- AWG 26, mit 4, 6 oder 8 Adern
- 100m per Rolle
- Farbe : Schwarz mit farbig kodierten Leitungen

**Features:**

- Modular cable unshielded
- AWG 26, with 4, 6 or 8 wires
- 100m per reel
- Colour : Black with colour coded wires

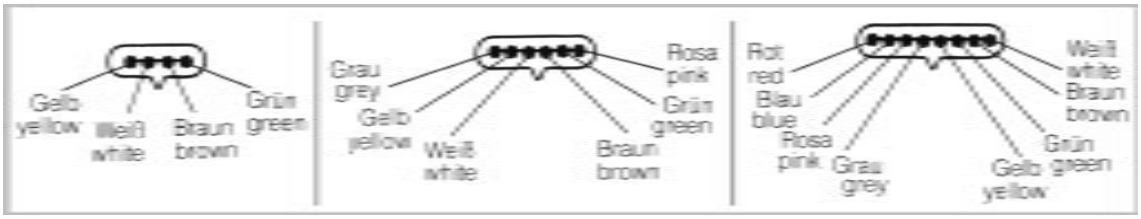


Bestellcode : Ordercode : **AT - K - 18 - x**

Bitte „x“ durch die unten geeignete Option ersetzen
Please replace „x“ with appropriate option listed below

1.

1.

| **Anzahl der Leitungen** | | **No. of wires** | |
|---|---|---|---|
| 01 | -4 adrig | 01 | -4 wires |
| 02 | -6 adrig | 02 | -6 wires |
| 03 | -8 adrig | 03 | -8 wires |

**Andere Länge per Rolle, Ausführungen und Farben auf Anfrage**

**Other length per reel, versions and colours on request**

Neben Standardkabeln fertigen wir Kabelkonfektionen speziell nach Kundenspezifikation.

Ein äußerst flexibles und kostengünstiges System von automatischer und manueller Fertigung bietet Ihnen

- wettbewerbsfähige Preise
- hohe Qualität mit 100% elektrischer Prüfung und Zertifizierung auf Wunsch
- Bedruckung von Kabel und Steckern

**Senden Sie uns Ihre Anfrage.**

Apart from standard cables, special cables can be assembled upon acc. to customers specification.

An extremely flexible and cost-effective system of automatic and manual production offers you

- competitive pricing
- high quality with 100% electrical testing and certificaton on request
- printing on cables and connectors

**Please send your enquiry**











## Modular Plugs for Round Cable
Various versions, shielded and unshielded types available.



| | |
|---|---|
| **A-MO 4/4 SR** | RJ-11 4P4C, Unshielded |
| **A-MO 6/4 SR** | RJ-12 6P4C, Unshielded |
| **A-MO 8/8 SR** | RJ-45 8P8C, Unshielded |
| **A-MO 8/8 SRS** | RJ-45 8P8C, Shielded, CAT5e |

## "Hirose" Quality Plug
Fully shielded with strain relief and kink protection boot (black), suitable for CAT 5e.



| | |
|---|---|
| **A-MO 8/8 HRS** | CAT 5e, incl. Comb and Boot |

## CAT 6 Modular Plugs for Round Cable
- UL certified, tested according to LINK Performance class D.
- Up to 300 MHz, shielded and unshielded types available.
- Incl. hood color gray, suitable for CAT 6.



| | |
|---|---|
| **A-MO6 8/8 SR** | 8P8C, Unshielded |
| **A-MO6 8/8 SRS** | 8P8C, Shielded |

## CAT 6 Modular Couplers
- 2 x RJ-45 female.
- Shilded version.
- Tested according to LINK Performance class D, cable length max. 2 x 30m.

| | |
|---|---|
| **AT-AG6 8/8** | 8P8C, CAT 6 |
| **AT-AG6 8/8CROSS** | 8P8C, CAT 6, Crossover |

## Modular Plugs for Flat Cable
Various designs, shielded and unshielded types available.



| | |
|---|---|
| **A-MO 4/4 SF** | RJ-11 4P4C, Unshielded |
| **A-MO 6/4 SF** | RJ-12 6P4C, Unshielded |
| **A-MO 6/6 SF** | RJ-12 6P6C, Unshielded |
| **A-MO 8/8 SF** | RJ-45 8P8C, Unshielded |
| **A-MO 8/8 SFS** | RJ-45 8P8C, Shielded, CAT5e |

## CAT 6 „Hirose" Modular Plug
- Fully shielded with strain relief and kink protection boot (black).
- UL certified, tested according to LINK Performance class D.
- Up to 300 MHz, suitable for CAT 6.

| | |
|---|---|
| **A-MO6 8/8 HRS** | CAT 6, incl. Comb and Boot |

## Modular Coupler
2 x RJ female, assignment 1:1, unshielded and shielded CAT 5e, and "Crossover".

| | |
|---|---|
| **AT-A 6/6** | 6P6C |
| **AT-A 8/8** | 8P8C |
| **AT-AG 8/8** | 8P8C, CAT 5e |
| **AT-AA 6/6** | 6P6C, Crossover |
| **AT-AG 8/8CROSS** | 8P8C, CAT 5e, Crossover |

## Modular Couplers, Shielded
Three RJ45 female, 8P8C, CAT 5e, available in unshielded and double shielded versions.

| | |
|---|---|
| **AT-AG 2x8/8** | 3 x RJ45 Female, Double Shielded |
| **AT-AT 8/8** | 3 x RJ45 Female, Unshielded |

### LSA+ Connection Box, CAT 5e

Connection box in metal plastic case for connection of twisted pair cables. The connection will be made via LSA+ strips. Integrated strain relief.

| | |
|---|---|
| **AT-ALSA-M** | Connection Box,CAT 5e, metal |

### CAT 6 Keystone Jack, Unshielded & Shielded

Tested according to LINK Performance class D, up to 300 MHz, UL certified, for patch panel snap-in mount.

| | |
|---|---|
| **AT-AG KEY6-U** | RJ45 to LSA+ Strip, unshielded |
| **AT-AG KEY6-FS** | RJ45 to LSA+ Strip, shielded |

### CAT 5e Patch Cable Adapters, Shielded

***AT-AG Cx2*** assignment:
CAT 5e, 1:1 assigned.
***AT-AG Cx2 NEW*** assignment:
CAT 5e, 1-1, 2-2, 3-3, 4-1, 5-2, 6-6, 7-3, 8-6

| | |
|---|---|
| **AT-AG Cx2** | 2 x RJ45 female |
| **AT-AG Cx2NEW** | 2 x RJ45 female |

### DSUB ⇔ RJ45 Modular Adapter, Shielded

RJ45 female ⇔ DSUB 9 or DSUB 25, shielded boots, with thumb screws, 9-wire (8 x connection, 1 x shielding).



| | |
|---|---|
| **AT-23256-9** | DSUB 9 Male ⇔ RJ45 |
| **AT-23257-9** | DSUB 9 Female ⇔ RJ45 |

### Keystone Jack, Shielded

RJ 45 female for patch panel installation, CAT 5e, to RJ45 female or for cable connection via LSA+ strips with strain relief.

| | |
|---|---|
| **AT-AG KEY** | RJ45 to LSA+ Strip, CAT 5e |
| **AT-AG PAN** | 2 x RJ45 Female, CAT 5e |

### LSA+ Connection Box, CAT 6

Connection box in metal case for connection of twisted pair cables. The connection will be made via LSA+ strips. Integrated strain relief.



| | |
|---|---|
| **AT-ALSA6-M** | Connection Box,CAT 6, metal |

### 9-Pin DSUB Modular Adapter

Free selctable assignment, RJ ⇔ DSUB, PVC housing, color beige.



| | |
|---|---|
| **AT-23065** | DSUB 9 Female ⇔ RJ12 |
| **AT-23066** | DSUB 9 Male ⇔ RJ45 |
| **AT-23067** | DSUB 9 Female ⇔ RJ45 |

### 25-Pin DSUB Modular Adapter

Free selctable assignment, RJ ⇔ DSUB, PVC housing, color beige.



| | |
|---|---|
| **AT-23054** | DSUB 25 Male ⇔ RJ45 |
| **AT-23055** | DSUB 25 Female ⇔ RJ45 |

### LSA+ Punch Down Tool
Punch down tool for"Krone" LSA+ strips, cable insulation and cutting of the extending cable ends. Pressure adjustable.

| | |
|---|---|
| **A-LSA-K** | Krone LSA+ Punch Down Tool |
| **A-LSA-NEW1** | LSA+ Punch Down Tool |

### MULTI Modular Crimping Tool, Solid Metal
MULTI crimping tool incl. cable cutter and insulation stripper. Crimps 8P8C-RJ45; 6P6C-RJ12; 6P4C-RJ11; 4P4C; 4P2C; & 6P6C-DEC; and shielded 8P8C-RJ45, modular plugs.



| | |
|---|---|
| **A-SK MMI** | MULTI Modular Crimping Tool |

### PREMIUM Modular Crimping Tool
Installation tool for modular plugs and for stripping insulation and cutting the cable. Robust metal design.

| | |
|---|---|
| **A-SK 314I** | Crimping Tool for 4P4C and 6P4C |
| **A-SK 315I** | Crimping Tool for 6P4C and 8P8C |

### Crimping Tool For Coaxial Plugs
For BNC, TNC, UHF, N, Twinax contacts, RG58, RG62, etc.
Inner wire ø 0.3 - 0.7 mm / outer ø 5 - 5.15 mm.

| | |
|---|---|
| **A-SK 10** | Crimping Tool for Coaxial Plugs |

High quality pressing tool for “Type 110” terminal blocks and Keystone jacks.

| | |
|---|---|
| **A-LSA** | Terminal Block Pressing Tool |

### Modular Crimping Tool
Installation tool for modular plugs and for cutting and stripping cable insulation.

| | |
|---|---|
| **A-SK 311I** | Modular Crimping Tool for 6P4C and 6P6C |
| **A-SK 312I** | Modular Crimping Tool for 8P8C |

### Modular Crimping Tool for “Hirose” Plugs
Contacts, strain relief and latches are crimped in one step.



| | |
|---|---|
| **A-SK HRS** | Crimping Tool for “Hirose” Plugs |

### Modular Tool Set in Case
Consists of A-SK MM (multi modular crimping tool) and A-SK 50 (stripper) together with a plastic case with compartments for 20 x 8P8C plugs, 20 x 6P6C and 40 x 4P4C (unshielded plugs included).

| | |
|---|---|
| **A-SK KIT1** | Modular Tool Set |

### Modular Cable Tester, RJ45 & BNC

- Test function for cables with RJ45, RJ12, RJ11 male plugs.
- Tests: continuity, assignment, pairing and shielding.
- Line / voltage detection.
- Main device with 2 x RJ45, 1 x BNC female, remote unit with 1 x RJ45, female.
- Even already laid cable can be tested with the remote unit.
- Various LEDs for status display, operates with 9 Volt block battery.
- Includes synthetic leather carry case.

| | |
|---|---|
| **ACT-LAN-CT** | Modular Cable Tester, RJ45 & BNC |

### Network Cable Tester, RJ45 & BNC

- Test function for cable with RJ45/11 UTP/STP and BNC male plugs, patch panels and modular wall Outlets.
- Coaxial cable test with BNC adapter.
- Manual or automatic testing.
- Tests: continuity, assignment, shielding and pairing as per EIA/TIA 356A / 568A / 568B / Token Ring.
- Main device with 2 x RJ45 female, remote unit with 1 x RJ45 female.
- Even already laid cable can be tested with the remote unit.
- Includes carry case and BNC adapter.

| | |
|---|---|
| **ACT-LAN-PRO** | Network Cable Tester, RJ45 & BNC |

### Premium Network Cable Tester, RJ45, BNC

- Backlit LCD display.
- 2 x RJ45 connections
- Remote unit with 1 x RJ45 connection.
- Preset test modes for 10(100)Base-T, Token Ring, TP-PMD, AT&T 258A, EIA/TIA-568A/B USOC, 10Base-2 (BNC).
- 4 additional user test modes can be configured.
- Tests assignment, pairs, connection and shielding.
- Terminator loopback test, cable testing with up to 16 remote units.
- Automatic cable identification.
- Delivery includes 2 RJ45 / BNC adapters, 30 cm patch cable and storage bag.

| | |
|---|---|
| **ACT-LCS-400** | Premium Network Cable Tester |
| **ACT-TERM4004** | Set, 3 Remote Module (ID2-4) |
| **ACT-TERM4008** | Set, 4 Remote Module (ID5-8) |

### DIGITUS Network and Communication Cable Tester, RJ45 and BNC

- Test function for cables with RJ45, RJ12, RJ11 and BNC male plugs.
- Auto-scan and step by step testing.
- Test motes:
  loop-back: for testing and loalising of already laid network or communication cables.
  continuity: for continuity testing of network and communication cables.
  open: for localising of disconnected single wires.
  shorts: locating of short-circuited single wires.
  miss-wire: identification of non-conform wire assignment.
  pin to pin configuration: assignment testing.
- Main device with 2 x RJ45 female, remote unit with 1 x RJ45 female.
- Various LEDs for status display, operation with 9 Volt block battery.
- Deliverr includes two-language manual and modular BNC adapter.

| | |
|---|---|
| **DN-14001** | Cable Tester, RJ-45 and BNC |

| Part. No. | Con-sole | PCs | Connection Type | Cable | Housing Type | KB / Mouse Emulation | On Screen Display | Daisy Chain | Max. Video Resulution | Special Features | Page No. |
|---|---|---|---|---|---|---|---|---|---|---|---|
| DC MPC 2000 | 1 | 2 | PS/2 | Cable included | Mini | yes | no | no | 1600 x 1200 | | 71 |
| DC IC612 | 1 | 2 | PS/2 | Cable included | Mini | yes | no | no | 1920 x 1440 | | 71 |
| DC IC614 | 1 | 4 | PS/2 | Cable included | Mini | yes | no | no | 1920 x 1440 | | 71 |
| DC IC812I | 1 | 2 | PS/2 | D1 | Desktop | yes | no | 64 PC | 1920 x 1440 | | 71 |
| DC IC814I | 1 | 4 | PS/2 | D1 | Desktop | yes | no | 64 PC | 1920 x 1440 | | 71 |
| DC IC818I | 1 | 8 | PS/2 | D1 | Desktop | yes | no | 64 PC | 1920 x 1440 | | 71 |
| DC IC812IA | 1 | 2 | PS/2 | Cable included | Desktop | yes | no | 64 PC | 1920 x 1440 | Audio | 71 |
| DC IC814IA | 1 | 4 | PS/2 | Cable included | Desktop | yes | no | 64 PC | 1920 x 1440 | Audio | 71 |
| DC IC818I-OSD | 1 | 8 | PS/2 | D1 | Desktop | yes | yes | 64 PC | 1920 x 1440 | | 72 |
| DC IC8116I | 1 | 16 | PS/2 | D2 | Desktop | yes | yes | 64 PC | 1920 x 1440 | | 72 |
| DC USB102 | 1 | 2 | USB | D3 | Desktop | no | no | no | 1280 x1024 | Hot Key, USB 1.1 Hub | 70 |
| DC USB104 | 1 | 4 | USB | D3 | Desktop | no | no | no | 1280 x 1024 | Hot Key, USB 1.1 Hub | 70 |
| AB DVI-102 | 1 | 2 | PS/2 | U1 | Desktop | yes | no | no | 1600 x 1200 | only for DIGITAL TFT | 72 |
| AB DVI-104 | 1 | 4 | PS/2 | U1 | Desktop | yes | no | no | 1600 x 1200 | only for DIGITAL TFT | 72 |

**Overview for Digitus and DVI KVM Switch Cable**

The following KVM Switches are shiped with all necessary cable:
DC MPC2000, DC IC612, DC IC614, DC IC812IA, DC IC814IA

### DC IC812I, DC IC814I, DC IC818I, DC IC818I-OSD

| | | |
|---|---|---|
| **AK 806/LC** | 4 X MINIDIN 6 M/M, 2 X HDSUB 15 M/F | 1,8m |
| **AK 807/LC** | 4 X MINIDIN 6 M/M, 2 X HDSUB 15 M/F | 3,0m |
| **AK 80605** | 4 X MINIDIN 6 M/M, 2 X HDSUB 15 M/F | 5,0m |
| **AK 80607** | 4 X MINIDIN 6 M/M, 2 X HDSUB 15 M/F | 7,0m |
| **AK 80610** | 4 X MINIDIN 6 M/M, 2 X HDSUB 15 M/F | 10,0m |




### DC IC8116I

| | | |
|---|---|---|
| **AK 8116-018** | DSUB 26 M - 2 X MINIDIN 6 M/M, 1 X HDSUB 15 M | 1,8m |
| **AK 8116-030** | DSUB 26 M - 2 X MINIDIN 6 M/M, 1 X HDSUB 15 M | 3,0m |
| **AK 8116-050** | DSUB 26 M - 2 X MINIDIN 6 M/M, 1 X HDSUB 15 M | 5,0m |
| **AK 8116-070** | DSUB 26 M - 2 X MINIDIN 6 M/M, 1 X HDSUB 15 M | 7,0m |
| **AK 8116-0100** | DSUB 26 M - 2 X MINIDIN 6 M/M, 1 X HDSUB 15 M | 10,0m |




### DC USB102, DC USB104

| | |
|---|---|
| **AK 672-1** | USB A/M - USB B/M, 1,0 m |
| **AK 672** | USB A/M - USB B/M, 2,0 m |
| **AK 672-3** | USB A/M - USB B/M, 3,0 m |
| **AK 672-5** | USB A/M - USB B/M, 5,0 m |
| **AK 3220X** | HDSUB 15/F - HDSUB 15/M, 1,8m |
| **AK 3730X** | HDSUB 15/F - HDSUB 15/M, 3,0m |
| **AK 3740X** | HDSUB 15/F - HDSUB 15/M, 5,0m |
| **AK 3750X** | HDSUB 15/F - HDSUB 15/M, 10,0m |

### DC VS812, DC VS814, DC VS818, DC VS8116, DC VS812PF, DC VS814PF, DC VS818PF, DC VS8116PF

| | |
|---|---|
| **AK 3220X** | HDSUB 15/F - HDSUB 15/M, 1,8m |
| **AK 3730X** | HDSUB 15/F - HDSUB 15/M, 3,0m |
| **AK 3740X** | HDSUB 15/F - HDSUB 15/M, 5,0m |
| **AK 3750X** | HDSUB 15/F - HDSUB 15/M, 10,0m |

### AB DVI-102, AB DVI-104

| | |
|---|---|
| **AK 626** | DVI-D(24+1)/M - DVI-D (24+1)/F, 2,0m |
| **AK 626-3** | DVI-D(24+1)/M - DVI-D (24+1)/F, 3,0m |
| **AK 626-5** | DVI-D(24+1)/M - DVI-D (24+1)/F, 5,0m |
| **AK 626-10** | DVI-D(24+1)/M - DVI-D (24+1)/F, 10,0m |
| **AK 678 2M** | 2 X MINIDIN 6 M/M, 2,0m |
| **AK 678 3M** | 2 X MINIDIN 6 M/M, 3,0m |
| **AK 679** | 2 X MINIDIN 6 M/M, 5,0m |
| **AK 679-10G** | 2 X MINIDIN 6 M/M, 10,0m |



| Part. No. | Con-sole | PCs | Connection Type | Cable | Housing Type | KB / Mouse Emulation | On Screen Display | Daisy Chain | Max. Video Resulution | Special Features | Page No. |
|---|---|---|---|---|---|---|---|---|---|---|---|
| AB MV2 | 1 | 2 | PS/2 | A1 | Mini | yes | no | no | 1920 x 1440 | | 74 |
| AB MV4 | 1 | 4 | PS/2 | A1 | Mini | yes | no | no | 1920 x 1440 | | 74 |
| AB 817 | 1 | 2 | PS/2 | A1 | Mini | yes | no | no | 1920 x 1440 | | 74 |
| ASS-CS172 | 1 | 2 | PS/2 | A1 | Mini | yes | no | no | 1920 x 1440 | Add. USB ports | 74 |
| ASS-CS124A | 1 | 4 | PS/2 | A1 | Desktop | yes | no | 64 PC | 1920 x 1440 | OPT. 19“ frame | 74 |
| ASS-CS128A | 1 | 8 | PS/2 | A2 | Desktop | yes | no | 512 PC | 1920 x 1440 | OPT. 19“ frame | 74 |
| ASS-CS114A | 1 | 4 | PS/2 | A1 | Desktop | yes | yes | 64 PC | 1920 x 1440 | Opt. 19“ frame | 75 |
| AB 818OSD | 1 | 8 | PS/2 | A2 | Desktop | yes | yes | 512 PC | 1920 x 1440 | | 75 |
| ASS-CS1008 | 1 | 8 | PS/2 | A3 | 19“ | yes | yes | 256 PC | 1920 x 1440 | | 75 |
| AB 818OSD-16 | 1 | 16 | PS/2 | A2 | 19“ | yes | yes | 512 PC | 1920 x 1440 | | 75 |
| ASS-CS228 | 2 | 8 | PS/2 | A3 | 19“ | yes | yes | no | 1920 x 1440 | 2 x console | 75 |
| ASS-CS428 | 4 | 8 | PS/2 | A3 | 19“ | yes | yes | no | 1920 x 1440 | 4 x console | 75 |
| ASS-CS9134 | 2/4 | 4 | PS/2 | A1 | 19“ | yes | yes | 64 PC | 1920 x1440 | 2 / 4 x console | 75 |
| ASS-CS9138 | 2/4 | 8 | PS/2 | A1 | 19“ | yes | yes | 512 PC | 1920 x 1440 | 2 / 4 x console | 75 |
| ASS-CS1216 | 1 | 16 | PS/2 | A4 | 19“ | yes | yes | 512 PC | 1920 x 1440 | 7 - Segment Display | 76 |
| ASS-CS1208 | 1 | 8 | PS/2 | A4 | 19“ | yes | yes | 512 PC | 1024 x 768 | TFT 15“, KB, Mouse | 76 |
| ASS-CS1216LG | 1 | 16 | PS/2 | A4 | 19“ | yes | yes | 512 PC | 1024 x 768 | TFT 15“, KB, Mouse | 76 |
| ASS-CS1804 | 1 | 4 | SUN | A5 | 19“ | yes | yes | 64 PC | 1920 x 1440 | SUN | 76 |
| ASS-CS1808 | 1 | 8 | SUN | A5 | 19“ | yes | yes | 512 PC | 1920 x 1440 | SUN | 76 |



**A1** Cable Type

**AB MV-2, AB MV-4, AB 817, AS-CS172, AB 819, AB 812-2, ASS-CS114A, ASS-CS124A, ASS-CS9134, ASS-CS9138, AB 818OSD**

| | | |
|---|---|---|
| **AK 806/LC** | 4 X MINIDIN 6 M/M, 2 X HDSUB 15 M/F | 1,8m |
| **AK 807/LC** | 4 X MINIDIN 6 M/M, 2 X HDSUB 15 M/F | 3,0m |
| **AK 80605** | 4 X MINIDIN 6 M/M, 2 X HDSUB 15 M/F | 5,0m |
| **AK 80607** | 4 X MINIDIN 6 M/M, 2 X HDSUB 15 M/F | 7,0m |
| **AK 80610** | 4 X MINIDIN 6 M/M, 2 X HDSUB 15 M/F | 10,0m |

**A2** Cable Type

**ASS-CS128A, AB 818, ASS-CS1008, AB 818OSD-16**

| | |
|---|---|
| **AK 818-PP-18LC** | DSUB 25 M - 1 X HDSUB 15 M, 2 X MINIDIN 6 M/M, 1,8m |
| **AK 818-PP-3LC** | DSUB 25 M - 1 X HDSUB 15 M, 2 X MINIDIN 6 M/M, 3,0m |
| **AK 818-PP-5LC** | DSUB 25 M - 1 X HDSUB 15 M, 2 X MINIDIN 6 M/M, 5,0m |
| **AK 818-PP-10LC** | DSUB 25 M - 1 X HDSUB 15 M, 2 X MINIDIN 6 M/M, 10,0m |

**A3** Cable Type

**ASS-CS1008, AB 818OSD-16, ASS-CS228, ASS-CS428**

| | |
|---|---|
| **AK 81816-015** | DSUB 25 M - 1 x HDSUB 15 M, 2 x MINIDIN 6 M/M, 2 x 3,5mm Stereo Plug, 1,5m |
| **AK 81816-030** | DSUB 25 M - 1 x HDSUB 15 M, 2 x MINIDIN 6 M/M, 2 x 3,5mm Stereo Plug, 3,0m |
| **AK 81816-050** | DSUB 25 M - 1 x HDSUB 15 M, 2 x MINIDIN 6 M/M, 2 x 3,5mm Stereo Plug, 5,0m |
| **AK 81816-100** | DSUB 25 M - 1 x HDSUB 15 M, 2 x MINIDIN 6 M/M, 2 x 3,5mm Stereo Plug, 10,0m |

**A4** Cable Type

**ASS-CS1216, ASS-CS1208, ASS-CS-1216LG**

| | |
|---|---|
| **AK 2L-5201P** | SPDB 15 M - x HDSUB 15 M, 2 x MINIDIN 6 M/M, 1,2m |
| **AK 2L-5202P** | SPDB 15 M - x HDSUB 15 M, 2 x MINIDIN 6 M/M, 1,8m |
| **AK 2L-5203P** | SPDB 15 M - x HDSUB 15 M, 2 x MINIDIN 6 M/M, 3,0m |
| **AK 2L-5206P** | SPDB 15 M - x HDSUB 15 M, 2 x MINIDIN 6 M/M, 6,0m |
| **AK 2L-5210P** | SPDB 15 M - x HDSUB 15 M, 2 x MINIDIN 6 M/M, 10,0m |

**A5** Cable Type

**ASS-CS1804, ASS-CS1808**

| | |
|---|---|
| **AK 2L-1303M** | DSUB 25 M - 1 x HDSUB 15 M, 2 x MINIDIN 6 M/M, 3,0m |
| **AK 2L-1306M** | DSUB 25 M - 1 x HDSUB 15 M, 2 x MINIDIN 6 M/M, 6,0m |

**A6** Cable Type

**AB 509, AB 510, AB 522, AB 509/350, AB 510-350, AB 522/300**

| | |
|---|---|
| **AK 3220X** | HDSUB 15/F - HDSUB 15/M, 1,8m |
| **AK 3730X** | HDSUB 15/F - HDSUB 15/M, 3,0m |
| **AK 3740X** | HDSUB 15/F - HDSUB 15/M, 5,0m |
| **AK 3750X** | HDSUB 15/F - HDSUB 15/M, 10,0m |

| Part. No. | Con-sole | PCs | Connection Type | Cable | Housing Type | KB / Mouse Emulation | On Screen Display | Daisy Chain | Max. Video Resulution | Special Features | Page No. |
|---|---|---|---|---|---|---|---|---|---|---|---|
| AB CS2 | 1 | 2 | PS/2 | R1 | Desktop | yes | no | 64 PC | 1600 x 1200 | PS/2, SUN, MAC | 80 |
| AB CS4 | 1 | 4 | PS/2 | R1 | Desktop | yes | no | 64 PC | 1600 x 1200 | PS/2, SUN, MAC | 80 |
| AB CS8 | 1 | 8 | PS/2 | R1 | Desktop | yes | no | 64 PC | 1600 x 1200 | PS/2, SUN, MAC | 80 |
| AB CS2R | 1 | 2 | PS/2 | R1 | 19“ | yes | no | 64 PC | 1600 x 1200 | PS/2, SUN, MAC | 80 |
| AB CS4R | 1 | 4 | PS/2 | R1 | 19“ | yes | no | 64 PC | 1600 x 1200 | PS/2, SUN, MAC | 80 |
| AB CS8R | 1 | 8 | PS/2 | R1 | 19“ | yes | no | 64 PC | 1600 x 1200 | PS/2, SUN, MAC | 80 |
| AB MCC4 | 1 | 4 | PS/2 | R1 | Desktop | yes | yes | 256 PC | 1600 x 1200 | PS/2, SUN, MAC | 80 |
| AB MCC8 | 1 | 8 | PS/2 | R1 | Desktop | yes | yes | 256 PC | 1600 x 1200 | PS/2, SUN, MAC | 80 |
| AB MCC16 | 1 | 16 | PS/2 | R1 | Desktop | yes | yes | 256 PC | 1600 x 1200 | PS/2, SUN, MAC | 80 |
| AB MCC4R | 1 | 4 | PS/2 | R1 | 19“ | yes | yes | 256 PC | 1600 x 1200 | PS/2, SUN, MAC | 80 |
| AB MCC8R | 1 | 8 | PS/2 | R1 | 19“ | yes | yes | 256 PC | 1600 x 1200 | PS/2, SUN, MAC | 80 |
| AB MCC16R | 1 | 16 | PS/2 | R1 | 19“ | yes | yes | 256 PC | 1600 x 1200 | PS/2, SUN, MAC | 80 |
| AB MCC8RD | 1 | 8 | PS/2 | R1 | 19“ | yes | yes | 256 PC | 1600 x 1200 | PS/2, SUN, MAC, 48V | 81 |
| AB MCC16RD | 1 | 16 | PS/2 | R1 | 19“ | yes | yes | 256 PC | 1600 x 1200 | PS/2, SUN, MAC, 48V | 81 |
| AB MX48 | 4 | 8 | PS/2 | R1 | 19“ | yes | yes | 1024 PC | 1600 x 1200 | PS/2, SUN, MAC | 81 |
| AB MX416 | 4 | 16 | PS/2 | R1 | 19“ | yes | yes | 1024 PC | 1600 x 1200 | PS/2, SUN, MAC | 81 |
| AB MX432 | 4 | 32 | PS/2 | R1 | 19“ | yes | yes | 1024 PC | 1600 x 1200 | PS/2, SUN, MAC | 81 |
| AB SMX18 | 1 | 8 | SUN | R2 / R4 | 19“ | yes | yes | 256 PC | 1600 x 1200 | SUN | 81 |
| AB SMX28 | 2 | 8 | SUN | R2 / R4 | 19“ | yes | yes | 256 PC | 1600 x 1200 | SUN | 81 |
| AB SMX416 | 4 | 16 | SUN | R2 / R4 | 19“ | yes | yes | 256 PC | 1600 x 1200 | SUN | 81 |
| AB SW2 | 1 | 2 | PS/2 | R3 | Desktop | yes | no | no | 1600 x 1200 | | 81 |
| AB SW4 | 1 | 4 | PS/2 | R3 | Desktop | yes | no | no | 1600 x 1200 | | 81 |
| AB UMT8 | 8 | 32 | PS/2, SUN | CAT 5E | 19“ | yes | yes | 2048 | 1600 x 1200 | CAT 5E cable | 82 |
| AB Z4200U | 1 | 42 | PS/2, SUN | CAT 5E | Desktop | yes | yes | no | 1600 x 1200 | CAT 5E cable | 82 |
| AB MXU28 | 2 | 8 | PS/2 | R1 | 19“ | yes | yes | 128 PC | 1600 x 1200 | PS/2, SUN, MAC | 83 |
| AB MXU216 | 2 | 16 | PS/2 | R1 | 19“ | yes | yes | 256 PC | 1600 x 1200 | PS/2, SUN, MAC | 83 |

**AB CS2, AB CS4, AB CS8, AB CS2R, AB CS4R, AB CS8R, AB MCC4, AB MCC8, AB MCC16, AB MCC4R, AB MCC8R, AB MCC16R, AB MCC8RD, AB MCC16RD, AB MX48, AB MX416, AB MX432, AB MXU28, AB MXU216**



R1 Cable-Type

| | | |
|---|---|---|
| **AK CCP06** | 4 X MINIDIN 6 M/M, 2 X HDSUB 15 M/F, | 0,6m |
| **AK CCP20** | 4 X MINIDIN 6 M/M, 2 X HDSUB 15 M/F, | 2,0m |
| **AK CCP40** | 4 X MINIDIN 6 M/M, 2 X HDSUB 15 M/F, | 4,0m |
| **AK CCP60** | 4 X MINIDIN 6 M/M, 2 X HDSUB 15 M/F, | 6,0m |

**AB SMX18, AB SMX28, AB SMX416**

Connection cable PC:

R2 Cable-Type

| | | |
|---|---|---|
| **AK CCS06** | DSUB 25 M - 2 X MINIDIN 8 M, 1 X 13W3, | 0,6m |
| **AK CCS20** | DSUB 25 M - 2 X MINIDIN 8 M, 1 X 13W3, | 2,0m |
| **AK CCS40** | DSUB 25 M - 2 X MINIDIN 8 M, 1 X 13W3, | 4,0m |
| **AK CCS60** | DSUB 25 M - 2 X MINIDIN 8 M, 1 X 13W3, | 6,0m |

**AB SW2, AB SW4**



R3 Cable-Type

| | | |
|---|---|---|
| **AK CSK18** | 4 X MINIDIN 6 M/M, 2 X HDSUB 15 M/F, | 1,8m |
| **AK CSK30** | 4 X MINIDIN 6 M/M, 2 X HDSUB 15 M/F, | 3,0m |

**AB SMX18, AB SMX28, AB SMX416**

Connection cable console:

R4 Cable-Type

| | | |
|---|---|---|
| **AK CCS06F** | DSUB 25 M - 2 X MINIDIN 8 F, 1 X 13W3 | 0,6m |
| **AK CCS20F** | DSUB 25 M - 2 X MINIDIN 8 F, 1 X 13W3 | 2,0m |
| **AK CCS40F** | DSUB 25 M - 2 X MINIDIN 8 F, 1 X 13W3 | 4,0m |
| **AK CCS60F** | DSUB 25 M - 2 X MINIDIN 8 F, 1 X 13W3 | 6,0m |



### Printer Cable, Parallel

DSUB 25-pin, male ⇔ CENT 36-pin, male

Snap hoods.

Cable 25-wire, shielded.

| | |
|---|---|
| **AK 101** | 1,8 m |
| **AK 102** | 3,0 m |
| **AK 103** | 5,0 m |
| **AK 104** | 7,0 m |
| **AK 105** | 10,0 m |



### Printer Cable, Parallel

DSUB 25-pin, male ⇔ CENT 36-pin, male

Molded hoods.

Cable 25-wire, shielded.

| | |
|---|---|
| **AK 108** | 2,0 m |
| **AK 127** | 3,0 m |
| **AK 158** | 5,0 m |
| **AK 159** | 7,0 m |
| **AK 160** | 10,0 m |



### Printer Cable, Parallel, with Ferrite Core

DSUB 25-pin, male ⇔ CENT 36-pin, male

Molded hoods.

Cable 25-wire, shielded, with ferrite core.

| | |
|---|---|
| **AK 101 F** | 1,8 m |



### Printer Cable, Parallel, Right / Left Angled

DSUB 25-pin, male ⇔ CENT 36-pin, male

Molded hoods.

Right angled = AK 525.
Left angled = AK 525 L.

Cable 25-wire, shielded.

| | |
|---|---|
| **AK 525** | 2,0 m |
| **AK 525 L** | 2,0 m |



### Printer Cable, Serial

DSUB 9-pin, female ⇔ DSUB 25-pin, male

Snap hoods.

Cable 8-wire, shielded.

| | |
|---|---|
| **AK 150** | 3,0 m |



### IEEE 1284 Bi-directional Printer Cable

DSUB 25-pin, male ⇔ CENT 36-pin, male

Molded hoods.

UL20276, twisted pair cable, double shielded.

Assignment as per IEEE 1284, supports EPP interfaces.

| | |
|---|---|
| **AK 711** | 1,8 m |
| **AK 712** | 3,0 m |
| **AK 713** | 5,0 m |

### IEEE 1284 Special Printer Cable

DSUB 25-pin, male ⇔ CENT 36-pin, HP, male

Molded hoods.

UL20276, twisted pair cable, double shielded.

Assignment as per IEEE 1284, supports EPP interfaces.



| | |
|---|---|
| AK 706 | 1,8 m |
| AK 707 | 3,0 m |

### IEEE 1284 Bi-directional Extension Cable

DSUB 25-pin, male ⇔ DSUB 25-pin, female

Molded hoods.

UL20276, twisted pair cable, double shielded.

Assignment as per IEEE 1284, supports EPP interfaces.



| | |
|---|---|
| AK 733 | 1,8 m |
| AK 734 | 3,0 m |
| AK 735 | 5,0 m |

### IEEE 1284 Bi-directional Connection Cable

DSUB 25-pin, male ⇔ DSUB 25-pin, male

Molded hoods.

UL20276, twisted pair cable, double shielded.

Assignment as per IEEE 1284, supports EPP interfaces.



| | |
|---|---|
| AK 736 | 1,8 m |
| AK 737 | 3,0 m |
| AK 738 | 5,0 m |

### Connection Cable for 25-pin Interface, Serial / Parallel

DSUB 25-pin, male ⇔ DSUB 25-pin, male

Snap hoods.

Cable 25-wire, shielded, assignment 1:1.



| | |
|---|---|
| AK 401 | 2,0 m |
| AK 508 | 3,0 m |
| AK 402 | 5,0 m |
| AK 403 | 7,0 m |
| AK 403 | 10,0 m |

### Extension Cable for 25-pin Interface, Serial / Parallel

DSUB 25-pin, male ⇔ DSUB 25-pin, female

Snap hoods.

Cable 25-wire, shielded, assignment 1:1.



| | |
|---|---|
| AK 404 | 2,0 m |
| AK 526 | 3,0 m |
| AK 405 | 5,0 m |
| AK 406 | 7,0 m |

### Extension Cable for 25-pin Interface, Serial / Parallel

DSUB 25-pin, male ⇔ DSUB 25-pin, female

Molded hoods.

Cable 25-wire, shielded, assignment 1:1.

| | |
|---|---|
| AK 135 | 2,0 m |
| AK 166 | 3,0 m |
| AK 136 | 5,0 m |
| AK 168 | 10,0 m |



## Connection Cable for 25-pin Interface, Serial / Parallel

DSUB 25-pin, male ⇔ DSUB 25-pin, male

Molded hoods.

Cable 25-wire, shielded, assignment 1:1.

| | |
|---|---|
| AK 137 | 2,0 m |
| AK 162 | 3,0 m |
| AK 154 | 5,0 m |
| AK 163 | 7,0 m |
| AK 164 | 10,0 m |



## Null Modem Cable

DSUB 9-pin, female ⇔ DSUB 25-pin, ***AK 149*** = male
DSUB 9-pin, female ⇔ DSUB 25-pin, ***AK 124*** = female

Snap hoods, cable 9-wire, shielded.

Assignment:
1-8, 2-2, 3-3, 4-6, 5-7, 6-20, 7-5, 8-4, 9-22, S-S.

| | |
|---|---|
| AK 149 | 3,0 m |
| AK 124 | 3,0 m |



## Null Modem Cable

DSUB 9-pin, female ⇔ DSUB 9-pin, *female*

Snap hoods.

Cable 8-wire, shielded.

Assignment:
1-4, 2-3, 3-2, 4-1, 5-5, 7-8, 8-7, 9-9, S-S.

| | |
|---|---|
| AK 143 | 1,8 m |
| AK 143 | 3,0 m |



## Null Modem Cable

DSUB 25-pin, female ⇔ DSUB 25-pin, female

Snap hoods.

Cable 9-wire, shielded.

Assignment:
1-1, 2-3, 3-2, 4-5, 5-4, 7-7, 8-20, 15/17-8, 24-15, S-S.

| | |
|---|---|
| AK 144 | 3,0 m |



## Null Modem Cable

DSUB 9, female ⇔ DSUB 25, male

Snap hoods.

Cable 9-wire, shielded.

Assignment:
1-8, 2-3, 3-2, 4-20, 5-7, 6-6, 7-4, 8-5, 9-22, S-S.

| | |
|---|---|
| AK 186/NEW | 3,0 m |



## Null Modem Cable (AT)

DSUB 9-pin, female ⇔ DSUB 25-pin, male

Snap hoods.

Cable 9-wire, shielded.

Assignment:
1-8, 2-3, 3-2, 4-20, 5-7, 6-6, 7-4, 8-5, 9-22, S-S.

| | |
|---|---|
| AK 128 | 0,25 m |
| AK 125 | 2,0 m |

## "Laplink" Cable, Serial or Parallel

DSUB 25-pin, male ⇔ ***AK 250*** = DSUB 25-pin, male
DSUB 25-pin, female ⇔ ***AK 251*** = DSUB 25-pin, female

Assignment:
***AK 250*** (par) = 1-1, 2-15, 3-13, 4-12, 5-10, 6-11, 10-5,11-6, 12-4, 13-3, 14-14, 15-2, 16-16, 17-17, 25-25, S-S
***AK 251*** (ser) = 1-1, 2-3, 3-2, 4-5, 5-4, 6/8/20-6/8/20, 7-7, S-S

Snap hoods, shielded.



| | |
|---|---|
| **AK 250** | 3,0 m |
| **AK 251** | 3,0 m |

## Doublehead "Laplink" Cable, Serial

DSUB 9-pin, female ⇔ DSUB 9-pin, female
DSUB 25-pin, female ⇔ DSUB 25-pin, female

Molded hoods.

Cable 7-wire, shielded.

| | |
|---|---|
| **AK 252** | 3,0 m |

## Connection Cable for 9-pin Interface, Serial

DSUB 9-pin, female ⇔ DSUB 9-pin, female

Molded hoods.

Cable 9-wire, shielded, assignment 1:1.



| | |
|---|---|
| **AK 152** | 2,0 m |
| **AK 182** | 3,0 m |
| **AK 153** | 5,0 m |

## Connection Cable for 9-pin Interface, Serial

DSUB 9-pin, male ⇔ DSUB 9-pin, male

Molded hoods.

Cable 9-wire, shielded, assignment 1:1.

| | |
|---|---|
| **AK 129** | 2,0 m |
| **AK 174** | 3,0 m |

## Extension Cable for 9-pin Interface, Serial

DSUB 9-pin, male ⇔ DSUB 9-pin, female

Mouded hoods.

Cable 9-wire, shielded, assignment 1:1.



| | |
|---|---|
| **AK 131** | 2,0 m |
| **AK 178** | 3,0 m |
| **AK 132** | 5,0 m |
| **AK 180** | 10,0 m |

## Connection Cable for 9-pin Interface

DSUB 9-pin, female ⇔ DSUB 9-pin, female

Snap hoods.

Cable 9-wire, shielded, assignment 1:1.



| | |
|---|---|
| **AK 231** | 2,0 m |



### Connection Cable for 25-pin Interface

DSUB 25-pin, female ⇔ DSUB 25-pin, female

Snap hoods.

Cable 25-wire, shielded, assignment 1:1.

| | |
|---|---|
| AK 407 | 2,0 m |

### Extension Cable for 9-pin Interface

DSUB 9-pin, male ⇔ DSUB 9-pin, female

Snap hoods.

Cable 9-wire, shielded, assignment 1:1.

| | |
|---|---|
| AK 230 | 2,0 m |

### “Apple” to PC Connection Cable

MiniDIN 8-pin, male ⇔ DSUB 9-pin, female

Molded hoods.

Assignment: 2-1, 5-2, 3-3, 1-4, 4-5, 6-6, 8-7, 7-8, S-S.

| | |
|---|---|
| AK 6097 | 2,0 m |

### Joystick Extension Cable

DSUB 15-pin, male ⇔ DSUB 15-pin, female

Molded hoods.

Cable 15-wire, shielded.

| | |
|---|---|
| AK 281 | 1,8 m |

### Joystick Y-Cable, for 2 Joysticks

DSUB 15-pin, male ⇔ 2 x DSUB 15-pin, female

Molded hoods.

Cable 15-wire, shielded.

| | |
|---|---|
| AK 280 | 0,25 m |

## VGA to 3x or 4x BNC, Monitor Connection Cable

***AK 551*** = HD DSUB 15-pin, male ⇔ 3 x BNC, male
***AK 552*** = HD DSUB 15-pin, male ⇔ 4 x BNC, male

Molded hoods.

UL2919 cable.

75 Ohm coaxial cables RGB (Sync).

| | |
|---|---|
| **AK 551** | 2,0 m |
| **AK 552** | 2,0 m |

## VGA to 5 x BNC, Monitor Connection Cable, with Ferrite Core

HD DSUB 15-pin, male ⇔ 5 x BNC, male with ferrite

Molded hoods.

UL2919l.

5 x 75 Ohm coaxial cables RGB (Sync).

| | |
|---|---|
| **AK 553/F** | 2,0 m |

## PREMIUM VGA Monitor Extension Cable

HD DSUB 15-pin, male ⇔ HD DSUB 15-pin, female

Molded hoods.

UL2919.

3 x coax for RGB and 4 x AWG28 signal wires.

| | |
|---|---|
| **AK 3220** | 1,8 m |
| **AK 3730** | 3,0 m |
| **AK 3740** | 5,0 m |
| **AK 3750** | 10,0 m |

## PREMIUM XGA Monitor Extension Cable

HD DSUB 15-pin, male ⇔ HD DSUB 15-pin, female

Molded hoods.

UL2919.

3 x coax for RGB and 7 x AWG28 signal wires.

| | |
|---|---|
| **AK 3220X** | 1,8 m |
| **AK 3730X** | 3,0 m |
| **AK 3740X** | 5,0 m |
| **AK 3750X** | 10,0 m |

## PREMIUM XGA Monitor Extension Cable with Ferrite Core

HDSUB 15, male ⇔ HDSUB 15, female

Molded hoods.

UL 2919, ferrite on both ends.

3 x coax for RGB and 7 x AWG 28 signal wires.

| | |
|---|---|
| **AK 3220XF** | 1,8 m |
| **AK 3730XF** | 3,0 m |
| **AK 3740XF** | 5,0 m |
| **AK 3750XF** | 10,0 m |
| **AK 3915XF** | 15,0 m |
| **AK 3920XF** | 20,0 m |

## PREMIUM VGA Monitor Connection Cable

HD DSUB 15-pin, male ⇔ HD DSUB 15-pin, male

Molded hoods.

UL2919.

3 x coax for RGB and 4 x AWG28 signal wires.



| | |
|---|---|
| **AK 5320** | 1,8 m |
| **AK 3760** | 3,0 m |
| **AK 3770** | 5,0 m |
| **AK 3780** | 10,0 m |

## PREMIUM XGA Monitor Connection Cable

HD DSUB 15-pin, male ⇔ HD DSUB 15-pin, male

Molded hoods.

UL2919.

3 x coax for RGB and 7 x AWG28 signal wires.

| | |
|---|---|
| AK 5320X | 1,8 m |
| AK 3760X | 3,0 m |
| AK 3770X | 5,0 m |
| AK 3780X | 10,0 m |

## PREMIUM XGA Monitor Connection Cable with Ferrite Core

HDSUB 15, male ⇔ HDSUB 15, male.

Molded hoods.

UL 2919, ferrite on both ends.

3 x coax for RGB and 7 x AWG 28 signal wires.

| | |
|---|---|
| AK 5320XF | 1,8 m |
| AK 3760XF | 3,0 m |
| AK 3770XF | 5,0 m |
| AK 3780XF | 10,0 m |
| AK 3815XF | 15,0 m |
| AK 3820XF | 20,0 m |

## VGA Monitor Extension Cable

HD DSUB 15-pin, male ⇔ HD DSUB 15-pin, female

Molded hoods.

Cable 15-wire, shielded.

| | |
|---|---|
| AK 322 | 1,8 m |
| AK 373 | 3,0 m |
| AK 375 | 10,0 m |

## VGA Monitor Connection Cable

HD DSUB 15-pin, male ⇔ HD DSUB 15-pin, male

Molded hoods.

Cable 15-wire, shielded.

| | |
|---|---|
| AK 532 | 1,8 m |
| AK 376 | 3,0 m |
| AK 377 | 5,0 m |



## VGA Monitor Cable, with Ferrite Core

HD DSUB 15-pin, male ⇔ HD DSUB 15-pin, female
HD DSUB 15-pin, male ⇔ HD DSUB 15-pin, male

***AK 322/F*** *= male/female*
***AK 532/F*** *= male/male*

Molded hoods.
Cable 15-wire, shielded.

| | |
|---|---|
| AK 322/F | 1,8 m |
| AK 532/F | 1,8 m |

## EGA / CGA / Monochrome to VGA Multisync, Monitor Cable

DSUB 9-pin, male ⇔ HD DSUB 15-pin, male

Molded hoods.

Cable 9-wire, shielded.

Assignment:
1-1, 2-2, 3-3, 4-13, 5-14, 6-6, 7-7, 8-87, 9-10/11, S-S.

| | |
|---|---|
| AK 514 | 1,8 m |

## DVI ⇔ DVI Single Link Connection Cables

DVI-D (18+1), male ⇔ DVI-D (18+1), male

Cable UL20276.

With ferrite filter and thumb screws.

| | |
|---|---|
| AK 620N | 2,0 m |
| AK 620N-3 | 3,0 m |
| AK 620N-5 | 5,0 m |

## DVI ⇔ DVI Dual Link Connection Cables

DVI-D (24+1), male ⇔ DVI-D (24+1), male

Cable UL20276.

With ferrite filter and thumb screws.

| | |
|---|---|
| AK 621N | 2,0 m |
| AK 621N-3 | 3,0 m |
| AK 621N-5 | 5,0 m |

## DVI ⇔ VGA Connection Cables

DVI-I (24+5), male ⇔ HDSUB 15, male

Cable UL20276.

With ferrite filter and thumb screws.

| | |
|---|---|
| AK 622N | 2,0 m |
| AK 622N-3 | 3,0 m |
| AK 622N-5 | 5,0 m |

## DVI ⇔ DFP Connection Cables

DVI-D (24+1), male ⇔ HPC 20, male

Cable UL20276.

| | |
|---|---|
| AK 623N | 2,0 m |

## DFP ⇔ DFP Connection Cables

HPC 20, male ⇔ HPC 20, male

Cable UL20276.



| | |
|---|---|
| AK 624N | 2,0 m |

## DVI ⇔ DVI Dual Link Connection Cables

DVI-D (24+1), male ⇔ DVI-D (24+1), female

Cablel UL20276.

With ferrite filter and thumb screws.



| | |
|---|---|
| AK 626 | 2,0 m |
| AK 626-3 | 3,0 m |
| AK 626-5 | 5,0 m |
| AK 626-10 | 10,0 m |



## High Qualtity Printer Cable

DSUB 25, male ⇔ CENT 36, male

Cable 25-wire.

Double cable shielding.

Cable transparent.

Molded hoods, metallic shielding.

| | |
|---|---|
| AK 108HQC | 2,0 m |
| AK 127HQC | 3,0 m |
| AK 158HQC | 5,0 m |
| AK 159HQC | 7,0 m |
| AK 160HQC | 10,0 m |



## High Quality Printer Cable IEEE 1284

DSUB 25, male ⇔ CENT 36, male

Cable 25-wire, assignment as per IEEE 1284.

ECP, bidirectional transmission, double cable shielding.

Cable transparent.

Molded hoods, metallic shielding.

| | |
|---|---|
| AK 711HQC | 1,8 m |
| AK 712HQC | 3,0 m |
| AK 713HQC | 5,0 m |



## High Quality DSUB 25 Extension Cable, IEEE 1284

DSUB 25, male ⇔ DSUB 25, female

Cable 25-wire, assignment as per IEEE 1284,
ECP, bidirectional transmission, double cable shielding.

Cable transparent.

| | |
|---|---|
| AK 733HQC | 1,8 m |
| AK 734HQC | 3,0 m |
| AK 735HQC | 5,0 m |



## High Quality DSUB 25 Extension Cable

DSUB 25, male ⇔ DSUB 25, female

Cable 25-wire, assignment 1:1.

Double cable shielding.

Cable transparent.

| | |
|---|---|
| AK 135HQC | 1,8 m |
| AK 166HQC | 3,0 m |
| AK 136HQC | 5,0 m |
| AK 168HQC | 10,0 m |



## High Quality DSUB 25 Connection Cable

DSUB 25, male ⇔ DSUB 25, male

Cable 25-wire, assignment 1:1.

Double cable shielding.

Cable transparent.

Molded hoods, metallic shielding.

| | |
|---|---|
| AK 137HQC | 2,0 m |
| AK 162HQC | 3,0 m |
| AK 154HQC | 5,0 m |
| AK 164HQC | 10,0 m |

## High Quality DSUB 9 Connection Cable

***AK 152HQC, AK 182HQC***:
DSUB 9, female ⇔ DSUB 9, female
***AK 174HQC***:
DSUB 9, male ⇔ DSUB 9, male

Cable 9-wire, assignment 1:1.
Double cable shielding.
Cable transparent.
Molded hoods, metallic shielding.

| | |
|---|---|
| AK 152HQC | 2,0 m |
| DSUB 9 W/W Connection Cable | |
| AK 182HQC | 3,0 m |
| DSUB 9 W/W Connection Cable | |
| AK 174HQC | 3,0 m |
| DSUB 9 M/M Connection Cable | |

## High Quality DSUB 9 Extension Cable

DSUB 9, male ⇔ DSUB 9, female

Cable 9-wire, assignment 1:1.

Double cable shielding.

Cable transparent.

Molded hoods, metallic shielding.



| | |
|---|---|
| AK 131HQC | 2,0 m |
| AK 178HQC | 3,0 m |
| AK 132HQC | 5,0 m |
| AK 180HQC | 10,0 m |

## High Quality Extension Cable, PS/2

MiniDIN 6, male ⇔ MiniDIN 6, female

Cable 6-wire, assignment 1:1.

Double cable shielding.

Cable transparent.

Molded hoods, metallic shielding.

| | |
|---|---|
| AK 323/GHQC | 2,0 m |
| AK 528/GHQC | 5,0 m |

## High Quality Extension Cable, PS/2

MiniDIN 6, male ⇔ MiniDIN 6, female

Cable 6-wire, assignment 1:1.

Double cable shielding.

Cable transparent.

Molded hoods, metallic shielding.

| | |
|---|---|
| AK 678HQC | 2,0 m |
| AK 679HQC | 5,0 m |

## High Quality XGA Extension Cable

DSUB 15, male ⇔ DSUB 15, female

Cable 3 x coaxial, 4 x AWG 28, double cable shielding.

Separate shielding of the R-G-B signal wires.

2 x ferrite core, cable transparent.

| | |
|---|---|
| AK 3220XF-HQC | 1,0 m |
| AK 3730XF-HQC | 3,0 m |
| AK 3740XF-HQC | 5,0 m |
| AK 3750XF-HQC | 10,0 m |

## High Quality XGA Connection Cable

DSUB 15, male ⇔ DSUB 15, male

Cable 3 x Koaxial, 4 x AWG 28, double cable shielding.

Separate shielding of the R-G-B signal wires.

2 x ferrite core, cable transparent.

| | |
|---|---|
| AK 5320XF-HQC | 1,8 m |
| AK 3760XF-HQC | 3,0 m |
| AK 3770XF-HQC | 5,0 m |
| AK 3780XF-HQC | 10,0 m |

## High Quality USB Connection Cable

USB A, male ⇔ USB B, male

2 x AWG 24, 2 x AWG 28, double cable shielding.

Cable transparent.

Molded hoods, metallic shielding.

USB 2.0 compatible.

| | |
|---|---|
| AK 672-1HQC | 1,0 m |
| AK 672HQC | 2,0 m |
| AK 672-5HQC | 5,0 m |

### Keyboard Extension, Spiral

DIN 5-pin, male ⇔ DIN 5-pin, female

Spiralled left

Molded hoods.

Cable 5-wire.

Shielded, assignment 1:1.

| | |
|---|---|
| AK 306 | 2,0 m |

### Keyboard Extension, Straight

DIN 5-pin, male ⇔ DIN 5-pin, female

Molded hoods.

Cable 5-wire.

Shielded, assignment 1:1.

| | |
|---|---|
| AK 306/G | 2,0 m |
| AK 307/G | 5,0 m |

### PS/2 Extension Cable, Spiral

MiniDIN 6-pin, male ⇔ MiniDIN 6-pin, female

Spiralled right

Molded hoods.

Cable 6-wire.

Shielded, assignment 1:1.

| | |
|---|---|
| AK 323 | 2,0 m |
| AK 528 | 5,0 m |

### PS/2 Extension Cable, Straight

MiniDIN 6-pin, male ⇔ MiniDIN 6-pin, female

Molded hoods.

Cable 6-wire.

Shielded, assignment 1:1.

| | |
|---|---|
| AK 323/G | 2,0 m |
| AK 528/G | 5,0 m |

### PS/2 Connection Cable, Straight

MiniDIN 6, male ⇔ MiniDIN 6, male

Molded hoods.

Cable 6-wire.

Shielded, assignment 1:1.

| | |
|---|---|
| AK 678 0,85M | 0,85 m |
| AK 678 2M | 2,00 m |
| AK 678 3M | 3,00 m |
| AK 679 | 5,00 m |

### DIN to PS/2 Keyboard Adapter Cable, Straight

DIN 5-pin, male ⇔ MiniDIN 6-pin, female

Molded hoods.

Cable 4-wire.

Shielded, assignment : 1-5, 2-1, 4-3, 5-4.

| | |
|---|---|
| AK 5230 | 0,15 m |

### PS/2 to DIN Keyboard Adapter Cable, Straight

DIN 5-pin, female ⇔ MiniDIN 6-pin, male

Molded hoods.

Cable 4-wire, shielded, assignment: 1-5, 2-1, 4-3, 5-4.

**AK 530** 0,15 m

### PS/2 Connection Cable, Internal / External on Slot Bracket

MiniDIN 6-pin, female ⇔ socket connector 10-pin

Connection cable 0.25 m long.

**AK PS2** 0,25 m

### Parallel Connection Cable, Internal / External on Slot Bracket

DSUB 25-pin, female ⇔ socket connector 26-pin

25-pin ribbon cable, AWG28, UL2651.

**AK 331** 0,25 m

### Serial Connection Cable, Internal / External on Slot Bracket

DSUB 9-pin, male ⇔ socket connector 10-pin

25-pin ribbon cable, AWG28, UL2651.

**AK 575** 0,25 m

### "Apple" Printer Cable, to Imagewriter II

MiniDIN 8-pin, male ⇔ MiniDIN 8-pin, male

Molded hoods.

Cable 8-wire.

Shielded.

Assignment: 1-2, 2-1, 3-5, 4-4, 5-3, 6-8, 7-7, 8-6, S-S.

**AK 603** 2,0 m

### "Apple" to VGA Monitor Cable

DSUB 15-pin, male ⇔ HD DSUB 15-pin, female

Moulded hoods, with thumb screws

Assignment: 2-1, 5-2, 9-3, 15-13, 12-14, 1,6,13-6,7,8
11,14-5,10, S-S.

**AK 6096** 2,0 m

### S-VHS Connection Cable, High Quality

4-pin S-VHS male ⇔ 4-pin S-VHS male

Metal plug, chrome-plated, gold-plated contacts,
Shielded.

| | |
|---|---|
| **AK-AV 506** | 1,50 m |
| **AK-AV 507** | 5,00 m |
| **AK-AV 512** | 10,00 m |

### S-VHS Connection Cable, High Quality

4-pin S-VHS male ⇔ 4-pin S-VHS coupler

Metal plug, chrome-plated, gold-plated contacts,
Shielded.

| | |
|---|---|
| **AK-AV 508** | 1,50 m |
| **AK-AV 509** | 5,00 m |

### S-VHS and Stereo Connection Cable, High Quality

4-pin S-VHS male / 2 x cinch male ⇔ 4-pin S-VHS coupler / 2 x cinch male

Metal plug, chrome-plated, gold-plated contacts,
Shielded.

| | |
|---|---|
| **AK-AV 510** | 2,00 m |
| **AK-AV 511** | 5,00 m |

### Video Connection Cable, High Quality

Scart male ⇔ Scart male

Type "U"
Metal plug, chrome-plated, gold-plated contacts,
Shielded.

| | |
|---|---|
| **AK-AV 520** | 2,0 m |
| **AK-AV 521** | 5,0 m |



### Video/Audio Connection Cable, High Quality

Scart male ⇔ 6 x cinch male
1 x video, 2 x audio

Metal plug, chrome-plated, gold-plated contacts,
Shielded.

| | |
|---|---|
| **AK-AV 522** | 2,0 m |
| **AK-AV 523** | 5,0 m |

### Video/Audio Connection Cable, High Quality

Scart male ⇔ 3 x cinch male
Video / audio IN/OUT (camcorder).
With switch.

Metal plug, chrome-plated, gold-plated contacts,
Shielded.

| | |
|---|---|
| **AK-AV 524** | 2,0 m |
| **AK-AV 525** | 5,0 m |

## Video/Audio Connection Cables, High Quality

Scart male ⇔ 4-pin S-VHS male / 2 x cinch male
Video / audio IN/OUT.
With switch.

Metal plug, chrome-plated, gold-plated contacts,
Shielded.

| | |
|---|---|
| AK-AV 526 | 2,0 m |
| AK-AV 527 | 5,0 m |

## Video Connection Cable, High Quality

Scart male ⇔ 4-pin S-VHS male

Metal plug, chrome-plated, gold-plated contacts,
Shielded.

| | |
|---|---|
| AK-AV 528 | 2,0 m |
| AK-AV 529 | 5,0 m |

## Scart Adapter

Scart male ⇔ 3 x cinch couplers / 4-pin S-VHS coupler

IN/OUT switch.
Gold-plated contacts.
Metallised housing.

| | |
|---|---|
| AB-AV 500 | |
| AB-AV 500LC | Plastic |

## Scart Switch Box, 2-fold

- Connection of 2 video sources to one TV / monitor.
- 3 x Scart female.
- 1 x manual switch for switching between the inputs.
- 1 x output for TV / monitor.
- 2 x input for video recorder, camera or satellite receiver
- Alternating dubbing option between the two inputs.
- S-VHS replay possible through one input.

AB-AV501

## Scart + Audio Switch Panel, 3-fold

- Connection of 3 video sources to one TV / monitor.
- VHS, S-VHS, Video 8 and HI 8 compatible.
- Input RGB signal switchable.
- Scart and cinch (video, audio L/R) output for monitor / TV connection.
- Dubbing option between the inputs ( 1-2, 1-3).
- Monitor function (cinch: video, audio L/R) for direct observation of the recording.
- 4 x Scart female
- 6 x Cinch female

AB-AV502

### Stereo Connection Cable, High Quality

2 x cinch male ⇔ 2 x cinch male

Metal plug, chrome-plated, gold-plated contacts,
Shielded.

| | |
|---|---|
| **AK-AV 500** | 1,50 m |
| **AK-AV 501** | 5,00 m |

### Stereo Connection Cable, High Quality

Cinch male ⇔ cinch male

Metal plug, chrome-plated, gold-plated contacts,
Shielded.

| | |
|---|---|
| **AK-AV 502** | 1,50 m |
| **AK-AV 503** | 5,00 m |

### Stereo Connection Cable, High Quality

3 x cinch male ⇔ 3 x cinch male

Metal plug, chrome-plated, gold-plated contacts, shielded.

| | |
|---|---|
| **AK-AV 504** | 1,50 m |
| **AK-AV 505** | 5,00 m |

### Digital Audio Cable, High Quality

Fibre optic cable for connection of digital audio devices.

Plug connector: Toslink - Toslink
Plug tips: Gold-plated
Hoods: Metal, nickel colours, matte
Cable: Anthracite
Diameter: 10.0 mm

| | |
|---|---|
| **AK OFC-3** | 1,0 m |
| **AK OFC-32** | 2,0 m |
| **AK OFC-33** | 3,0 m |

### Digital Audio Cable, High Quality

Fiber optic cable, for connection of digital audio devices.

Plug connector: Toslink - Toslink.
Plug tips: Gold-plated
Hoods: Metal, nickel colours,
Cable: Blue.
Diameter: 10.0 mm.

| | |
|---|---|
| **AK OFC-4** | 1,0 m |
| **AK OFC-42** | 2,0 m |
| **AK OFC-43** | 3,0 m |

### Loudspeaker Cable, Transparent

Unshielded, PVC sheath, 100 m roll.
2-wires, 2 x 1.5 mm² / 2.5 mm²

**AK-AV 400** = 1.5 mm²
**AK-AV 401** = 2.5 mm²

| | |
|---|---|
| **AK-AV 400** | |
| **AK-AV 401** | |

## TV COAXIAL CONNECTION CABLE, 75 OHM

| | |
|---|---|
| AK-TVSB-001 | 1.0m |
| AK-TVSB-002 | 2.0m |
| AK-TVSB-005 | 5.0m |
| AK-TVSB-010 | 10.0m |
| AK-TVSB-001HQC | 1.0m |
| AK-TVSB-002HQC | 2.0m |
| AK-TVSB-005HQC | 5.0m |
| AK-TVSB-010HQC | 10.0m |

Antenna male straight 9.5mm -> Antenna female straight 9.5mm; Colour: white;
Inner conductor: Cu bare 0.5mm; 1. Shielding: doubled AL foil; 2nd shielding: Cu braid 64x0,12; Shielding attenuation: 90dB

AK-TVBS-xxxHQC:
High quality design incolour: black; contacts gold-plated

## TV COAXIAL CONNECTION CABLE, 75 OHM

| | |
|---|---|
| AK-TVSBW-001 | 1.5m |
| AK-TVSBW-002 | 2.5m |
| AK-TVSBW-005 | 5.0m |
| AK-TVSBW-010 | 10.0m |

Antenna male straight 9.5mm -> Antenna female angled 9.5mm
Colour: white
Inner conductor: Cu bare 0.5mm
1st shielding: doubled AL foil
2st shielding: Cu braid 64x0.12
Shielding attenuation: 90dB

## TV COAXIAL RAW CABLE, 75 OHM

| | |
|---|---|
| AK-TV066-025 | 25.0m |
| AK-TV066-050 | 50.0m |
| AK-TV066-100 | 100.0m |

Colour: white; Material: PVC; Sheath diameter: 6.6mm; ring-packed; Inner conductor: Cu 0.7mm; Insulation: PE 4.4mm; 1st shielding: AL foil double-lined; 2nd shielding: Cu braid 48x0.12; Shielding attenuation: 80dB
Attenuation at 20 °C in dB/100m:

| | |
|---|---|
| 100 MHz - 7.0 dB | 1000 MHz - 25.0 dB |
| 200 MHz - 10.6 dB | 1350 MHz - 30.8 dB |
| 300 MHz - 12.3 dB | 1750 MHz - 34.5 dB |
| 500 MHz - 16.5 dB | 2050 MHz - 38.5 dB |
| 800 MHz - 22.2 dB | |

## SAT COAXIAL ANTENNA CONNECTION CABLE, 75 OHM

| | |
|---|---|
| AK-SAT-001 | 1.5m |
| AK-SAT-002 | 2.5m |
| AK-SAT-005 | 5.0m |
| AK-SAT-010 | 10.0m |

F male straight -> F male straight
Colour: white
Inner conductor: Cu bare 1.1mm
1st shielding: doubled AL foil
2nd shielding: Cu braid 64x0.12
Shielding attenuation: 90dB

## SAT COAXIAL ANTENNA CONNECTION CABLE, 75 OHM

| | |
|---|---|
| AK-SAT-001HQC | 1.5m |
| AK-SAT-002HQC | 2.5m |
| AK-SAT-005HQC | 5.0m |
| AK-SAT-010HQC | 10.0m |

F male straight -> F male straight, high quality
Colour: black
Contacts gold-plated
Inner conductor: Cu bare 1.1mm
1st shielding: doubled AL foil
2nd shielding: Cu braid 64x0.12
Shielding attenuation: 90dB

## SAT COAXIAL RAW CABLE, 75 OHM

| | |
|---|---|
| AK-SAT068-025 | 25.0m |
| AK-SAT068-050 | 50.0m |
| AK-SAT068-100 | 100.0m |

Colour: white; Material: PVC; Sheath diameter: 6.8mm; ring-packed; Inner condutor: Cu 1.1mm; Insulation: cell PE 5.0mm; 1st shielding: AL foil double-lined; 2nd shielding: Cu braid 64x0.12; Shielding attenuation: 85dB
Attenuation at 20 °C in dB/100m:

| | |
|---|---|
| 100 MHz - 5.9dB | 1000 MHz - 19.8dB |
| 200 MHz - 7.9dB | 1350 MHz - 23.9dB |
| 300 MHz - 10.0dB | 1750 MHz - 26.9dB |
| 500 MHz - 13.6dB | 2050 MHz - 30.8dB |
| 800 MHz - 17.4dB | |

## Coaxial Male, 9.5 mm

Colour: white
Shielding attenuation: 75dB
Screwable

**A-TVSG:** Straight design
**A-TVSW:** Angled design

A-TVSG
A-TVSW

## Coaxial Female, 9.5 mm

Colour: white
Shielding attenuation: 75dB
Screwable

**A-TVBG:** Straight design
**A-TVBW:** Angled design

A-TVBG
A-TVBW

## COAXIAL CABLE CONNECTOR

Shielding attenuation: 75dB
Unshielded

A-TVKV

## F Male, 6.8mm

Plug length 20mm, milled version.
Cable diameter: 6,8mm
Twist-on diameter: 6.57mm
Dielectric diameter: 4.80mm
Without rings

**A-SATS-068HQC:**Gold-plated design
**A-SATS-068:** Nickel-plated design

A-SATS-068HQC
A-SATS-068

## F Connector

F female to F female

A-SATKV-BB

## WATER PROTECTION CAP

**A-SAT-WS:** Water protection for F male, rubber boot
**A-SAT-WSG:** Water protection cap, gel-filled

A-SAT-WS
A-SAT-WSG

### Stereo Connection Cable

3-pin 3.5 mm stereo male ⇔ 3.5 mm stereo male

| | |
|---|---|
| AK-AV 100 | 1,50 m |
| AK 203/MM | 2,0 m |

### Stereo Extension Cable

3.5 mm male ⇔ 3.5 mm male

| | |
|---|---|
| AK 203 | 2,5 m |

### Stereo Connection Cable

3.5mm male ⇔ 2 x cinch male

Cinch male = 1 x red, 1 x white.

| | |
|---|---|
| AK 243-015 | 1,5 m |
| AK 243 | 2,0 m |
| AK 243-025 | 2,5 m |
| AK 243-050 | 5,0 m |
| AK 243 10M | 10,0 m |

### Stereo Connection Cable

3.5 mm male ⇔ 2 x cinch female

Cinch female = 1 x red, 1 x white.

Molded hoods.

| | |
|---|---|
| AK 244 | 2,0 m |

### Stereo Connection Cable

2 x cinch male/2x cinch female (family plug) ⇔ 2 x cinch male



| | |
|---|---|
| AK-AV 206 | 1,50 m |

### Stereo Connection Cable, High Quality

2 x cinch male ⇔ 2 x cinch male metal plug.

| | |
|---|---|
| AK-AV 207 | 1,5 m |

## Stereo Connection Cable

Cinch male ⇔ cinch male

| | |
|---|---|
| AK-AV 200 | 1,50 m |
| AK-AV 201 | 2,50 m |

## Cinch Extension Cable

Cinch male ⇔ Cinch female

| | |
|---|---|
| AK-AV 202 | 2,50 m |

## Cinch Connection Cable

2 x cinch male ⇔ 2 x cinch male

Molded hoods.

| | |
|---|---|
| AK CHMM-015 | 1,5 m |
| AK CHMM | 2,0 m |
| AK CHMM-025 | 2,5 m |
| AK CHMM-50 | 5,0 m |

## Cinch Extension Cable

2 x cinch male ⇔ 2 x cinch female

Molded hoods.

| | |
|---|---|
| AK CHMF-015 | 1,5 m |
| AK CHMF | 2,0 m |
| AK CHMF-025 | 2,5 m |
| AK CHMF-050 | 5,0 m |

## MIDI Adapter Cable

Connection to the game port of a sound card with MIDI support. Makes available a bypassed joystick connection as well as “MIDI-IN” and “MIDI-OUT”. Molded hoods, with integrated electronics.

DSUB 15-pin, male ⇔DSUB 15-pin Female + 2 x DIN 5-pin, male

| | |
|---|---|
| AK 240/NEW | 2,0 m |



## Midi Interface Cable

DIN 5-pin, male ⇔ DIN 5-pin, male

Molded hoods.

Cable 5-wire, shielded.

Assignment 1:1.

| | |
|---|---|
| AK 304 | 2,0 m |
| AK 305 | 5,0 m |

### Scart Cable
2 x Scart male, 21-pin, shielded cable.

| | |
|---|---|
| AK 390 | 1,5 m |

### Premium Scart Cable
2 x scart male, 21-pin, double shielded cable.

| | |
|---|---|
| AK 313 | 1,5 m |
| AK 315 | 2,5 m |

### Scart Audio Cable
Scart male, 21-male ⇔ 2 x cinch, for audio stereo

| | |
|---|---|
| AK 391 | 1,5 m |

### Scart Video Cable
Scart male, 21-pin ⇔ 3 x cinch, video (RCA) + audio/stereo

| | |
|---|---|
| AK392 | 1,5 m |

### Scart Video Audio Cable
Scart male, 21-pin ⇔ 6 x cinch, video (RCA) in/out + audio/stereo in/out

| | |
|---|---|
| AK 393 | 1,5 m |

### SVHS Connection Cable
MiniDIN 4 male ⇔ MiniDIN 4 male, color black

| | |
|---|---|
| AK 395-15 | 1,5 m |
| AK 395 | 2,0 m |
| AK 395-50 | 5,0 m |
| AK 395-100 | 10,0 m |

### Scart Adapter
1 x male ⇔ 3 x cinch, video (RCA) audio stereo output

| | |
|---|---|
| AB 315 | Scart Adapter |

### Scart Splitter
1 x male/in ⇔ 2 x female/out, 2-fold scart splitter

| | |
|---|---|
| AB 316 | 1,5 m |

## Digital Audio Cable with Adapter

Fiber optic cable, for connection of digital audio devices.

Connector: Toslink - Toslink.
Adapter: To mini plug 3.5 mm, black.
Hoods: Plastic, black.
Cable: Black.
Diameter: 4.0 mm.

| | |
|---|---|
| **AK OFC-2** | 1,0 m |
| **AK OFC-22** | 2,0 m |
| **AK OFC-23** | 3,0 m |

## Digital Audio Cable

Fiber optic cable, for connection of digital audio devices.

Connector: Toslink - mini plug 3.5 mm.
Connector ends: Gold-plated.
Hoods: Plastic, black.
Cable: Black.
Diameter: 4.0 mm.

| | |
|---|---|
| **AK OFC-1** | 1,0 m |
| **AK OFC-12** | 2,0 m |
| **AK OFC-13** | 3,0 m |

## Audio Adapter

**AB-AV 100** 2-pin 6.3 mm male ⇔ cinch female
**AB-AV 102** 2-pin 3.5 mm male ⇔ cinch female

**AB-AV 100**
**AB-AV 102**

## Audio Adapter

**AB-AV 101** 2-pin 3.5 mm male ⇔ 3-pin 6.3 mm female
**AB-AV 103** 3-pin 3.5 mm stereo male ⇔ 3-pin 6.3 mm stereo female

**AB-AV 101**
**AB-AV 103**

## Audio Adapter

**AB-AV 104** 3-pin 6.3 mm stereo male ⇔ 2 x 3.5 mm stereo female
**AB-AV 105** 3.5 mm stereo male ⇔ 2 x 3.5 mm stereo female

**AB-AV 104**
**AB-AV 105**

## Audio Adapter

**AB-AV 106** 3.5 mm male ⇔ 2 x cinch female
**AB-AV 107** 2-pin 3.5 mm male ⇔ 2-pin 6.3 mm female

**AB-AV 106**
**AB-AV 107**

## Audio Adapter

Cinch male ⇔ 2-pin 6.3 mm female

**AB-AV 200**

## Audio Adapter

2-pin 3,5 mm Cinch male ⇔ female

**AB-AV 201**

### CD-ROM Audio Connection Cable

4-pin, female, 2,54 mm ⇔ 4-pin, female, 2.54 mm

UL2547 cable, 3-wire.

Assignment: 1-4, 3-2, 4-1.



**AK 2525** 0,50 m

### CD-ROM Audio Connection Cable

4-pin, female, 2 mm ⇔ 4-pin, female, 2.54 mm

UL2547 cable, 3-wire.

Assignment: 1-4, 2-2, 3-1.



**AK 2524** 0,50 m

### CD-ROM Audio Connection Cable, 4-fold

4-pin, female, snap-in, 2.54 mm ⇔
1 x 4-pin, female, snap-in, 2.54 mm
1 x 5-pin, female, 2.54 mm
2 x 4-pin, female, 2 mm

UL2547 cable, 3-wire.



**AK 615** 0,50 m

### CD-ROM Audio Connection Cable, 3-fold

4-pin, female, snap-in, 2.54 mm ⇔
1 x 4-pin, female, 2.54 mm
1 x 4-pin, female, 2 mm
1 x 4-pin, female, 2 mm

UL2547 cable, 3-wire.

**AK 616** 0,50 m

### Internal S/P-DIF Audio Cable

Unidirectional digital audio cable for connection of CD-ROM, DVD drives to a sound card with S/P-DIF interface (Sony / Philips Digital Interface).
As per IEC 958 standard.

| | |
|---|---|
| Transmission: | 1 x stereo channel in 16 / 20 / 24 Bit |
| Resolution sample rate: | 32, 44.1, 48 kHz |
| Bit rate: | 3.072 Mb/s |

**AK 2526DVD** Internal audio cable.

### CD ROM Audio Mixer

Internal adapter that allows the simultaneous connection of two CD-ROM drives / CD burners to a sound card.

Molded, shielded housing.



**AB CDMIX**

### Y-Power Cord

Powers two devices from one power plug.
UL/CSA tested, 10 A, 125 V

1 x Power plug ⇔ 2 x straight connector

**AK 500/Y-U** 2 m



### Power Cord

Power plug ⇔ IEC connector
straight angled

UL/CSA tested, 10 A, 125 V

**AK 500/U-1** 2 m

### Power Cord

Power plug ⇔ IEC connector
straight straight

UL/CSA tested, 10 A, 125 V

**AK 500/U-2** 2 m

### Power Cord

power plug ⇔ figure 8 device connector
straight straight

UL/CSA tested

**AK 500/U-3** 2 m

### Power Cord Extension Cable

IEC plug ⇔ IEC socket
straight straight

UL/CSA tested, 10 A, 125 V

**AK 500/U-4** 2 m

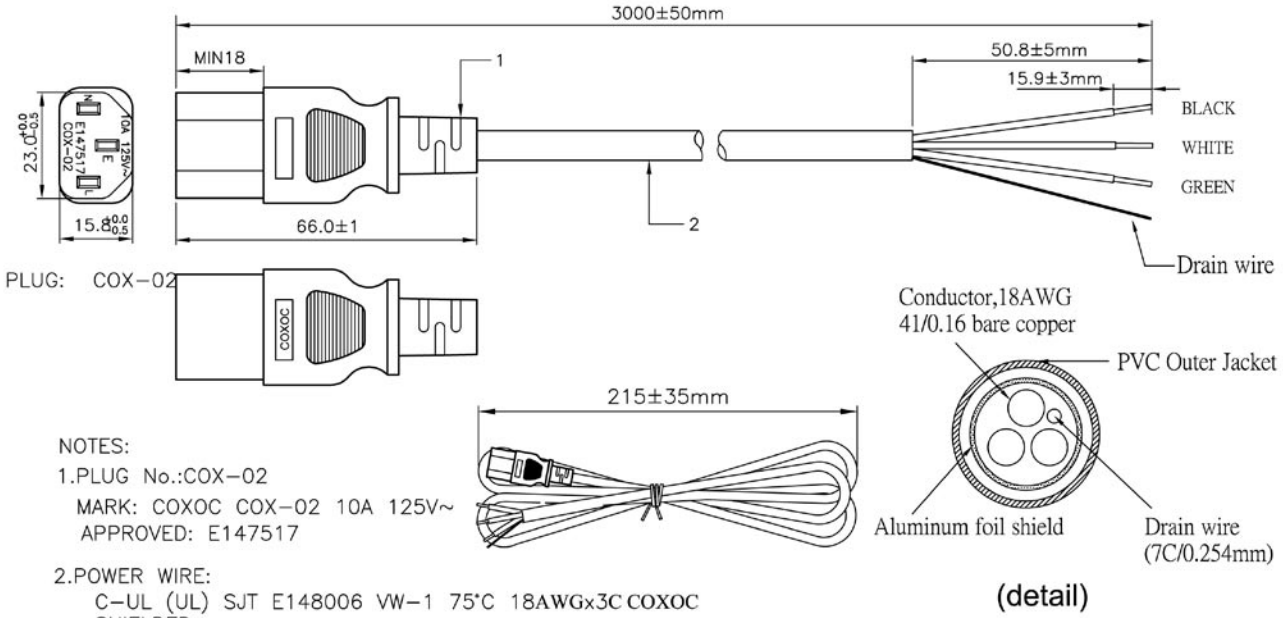


NOTES:

1.PLUG No.:COX−02
MARK: COXOC COX−02 10A 125V~
APPROVED: E147517

2.POWER WIRE:
C−UL (UL) SJT E148006 VW−1 75°C 18AWGx3C COXOC
SHIELDED
JACKET COLOR: BLACK
INSULATION COLOR: BLACK,WHITE,GREEN.

3.JACKET TO BE STRIPPED BACK 50.8mm TO EXPOSE CONDUCTORS.

4.CONDUCTOR TO BE STRIPPED BACK 15.9mm TO EXPOSE STRAND COPPER AS SHOWN.

AK-500-OE-9-3

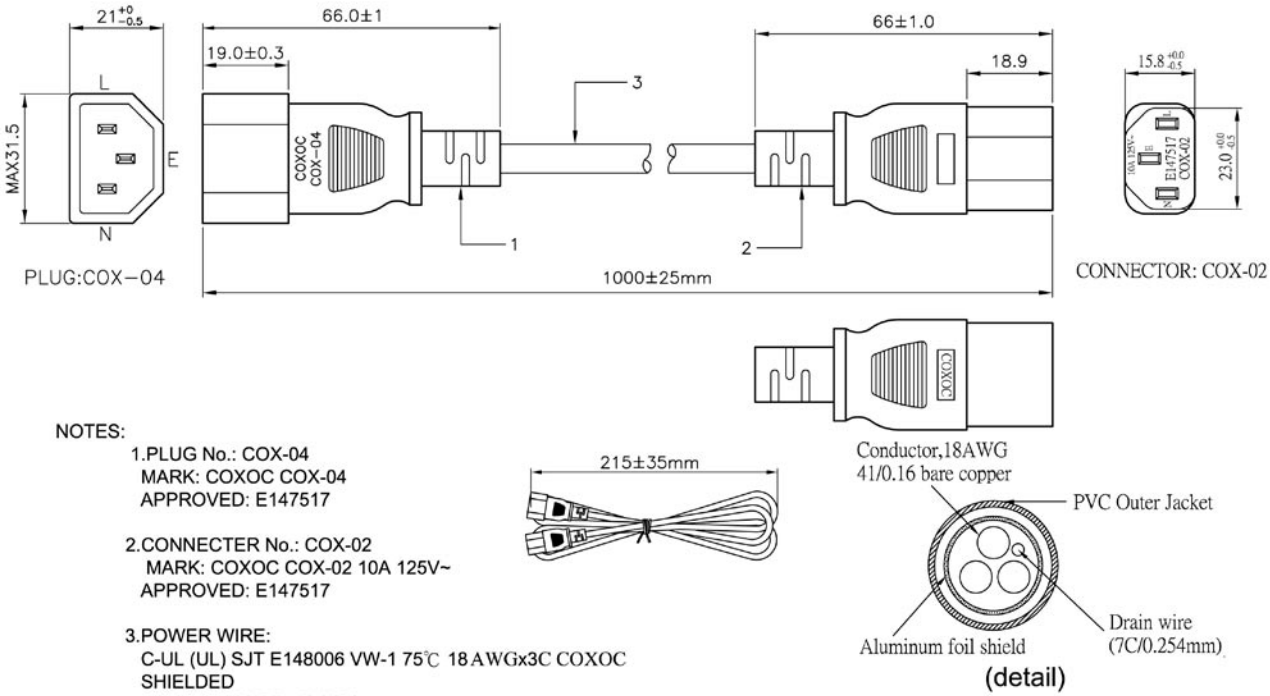


NOTES:

1.PLUG No.: COX-04
MARK: COXOC COX-04
APPROVED: E147517

2.CONNECTER No.: COX-02
MARK: COXOC COX-02 10A 125V~
APPROVED: E147517

3.POWER WIRE:
C-UL (UL) SJT E148006 VW-1 75℃ 18AWGx3C COXOC
SHIELDED
JACKET COLOR: BLACK
INSULATION COLOR: BLACK,WHITE,GREEN.

AK-500-JC-5-1

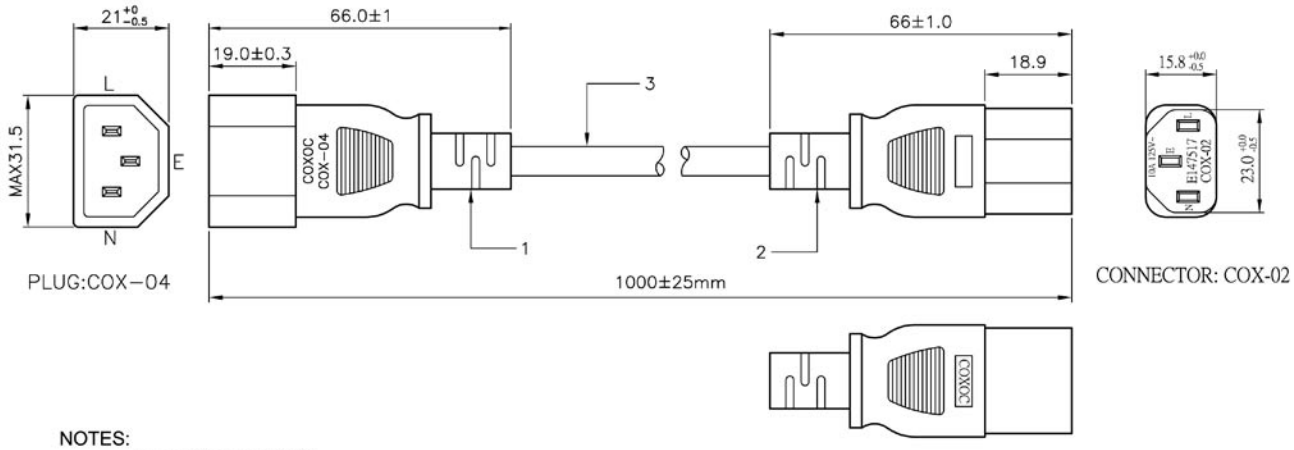


NOTES:

1.PLUG No.: COX-04
MARK: COXOC COX-04
APPROVED: E147517

2.CONNECTER No.: COX-02
MARK: COXOC COX-02 10A 125V~
APPROVED: E147517

3.POWER WIRE:
C-UL (UL) SJT E148006 VW-1 75℃ 18AWGx3C COXOC
JACKET COLOR: BLACK
INSULATION COLOR: BLACK,WHITE,GREEN.

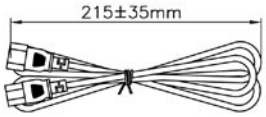


## AK-500-JC-6-1

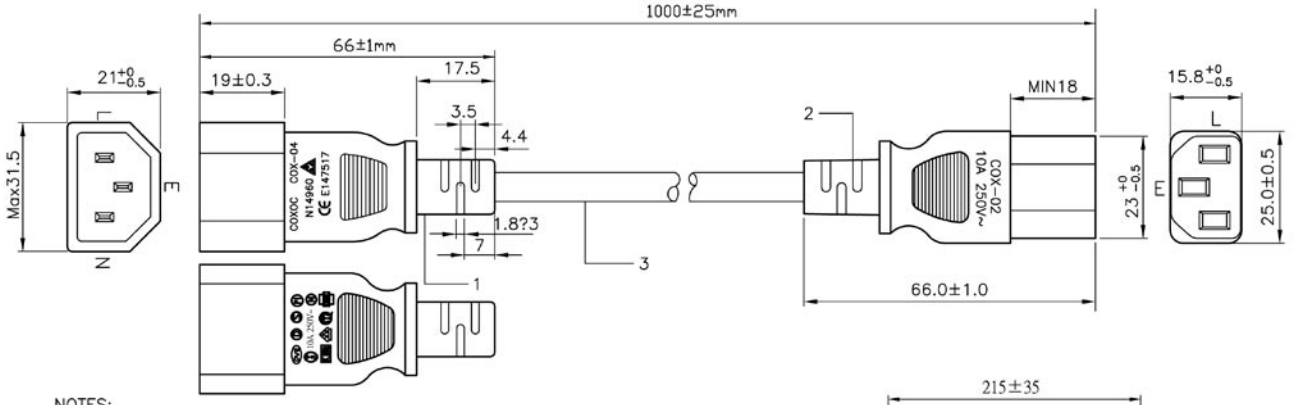


NOTES:

1.PLUG NO:COX−04
MARK:COXOC COX−04 10A 250V~
APPROVED: E147517 ÖVE N14960 CE

2.CONNECTOR NO:COX−02
MARK: COXOC COX−02 10A 250V~ 10A 125V~
APPROVED: E147517 ÖVE N14960 CE

3.POWER WIRE: C−UL (UL) SVT E148006 VW−1 75°C 18AWGx3C COXOC
<VDE> H05VV−F 3G0.75mm² COXOC ÖVE
CEBEC KEMA−KEUR IEMMEQU.
COLOR: BLACK
INSULATION COLOR:BROWN,BLUE,YELLOW/GREEN.

## AK-500-OE-11-1

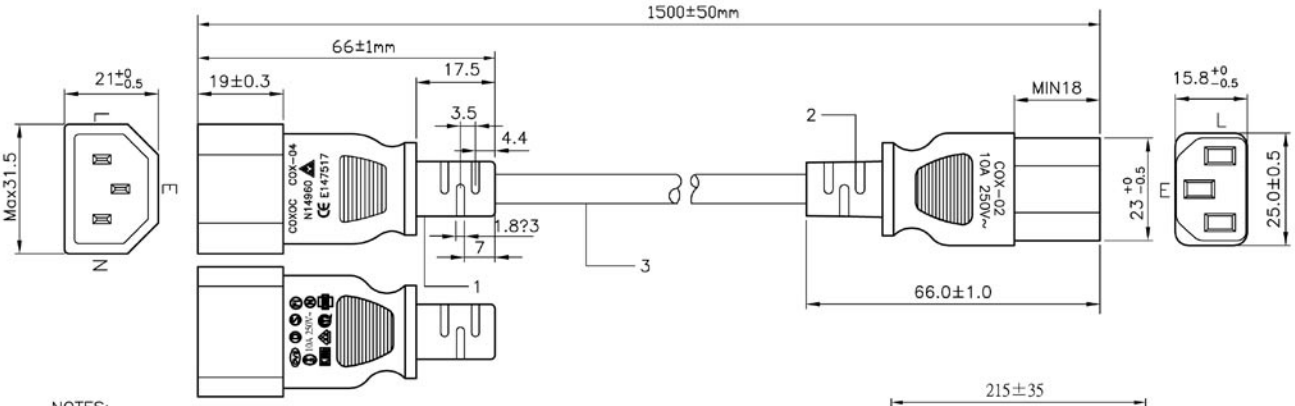


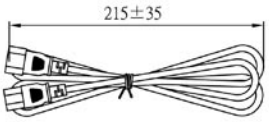


NOTES:

1.PLUG NO:COX−04
MARK:COXOC COX−04 10A 250V~
APPROVED: E147517 ÖVE N14960

2.CONNECTOR NO:COX−02
MARK: COXOC COX−02 10A 250V~ 10A 125V~
APPROVED: E147517 ÖVE N14960

3.POWER WIRE: C−UL (UL) SVT E148006 VW−1 75°C 18AWGx3C COXOC
⊲VDE ⊳ H05VV−F 3G0.75mm² COXOC ÖVE
CEBEC KEMA−KEUR IEMMEQU.
COLOR: BLACK
INSULATION COLOR:BROWN,BLUE,YELLOW/GREEN.

**AK-500-OE-11-1-5**

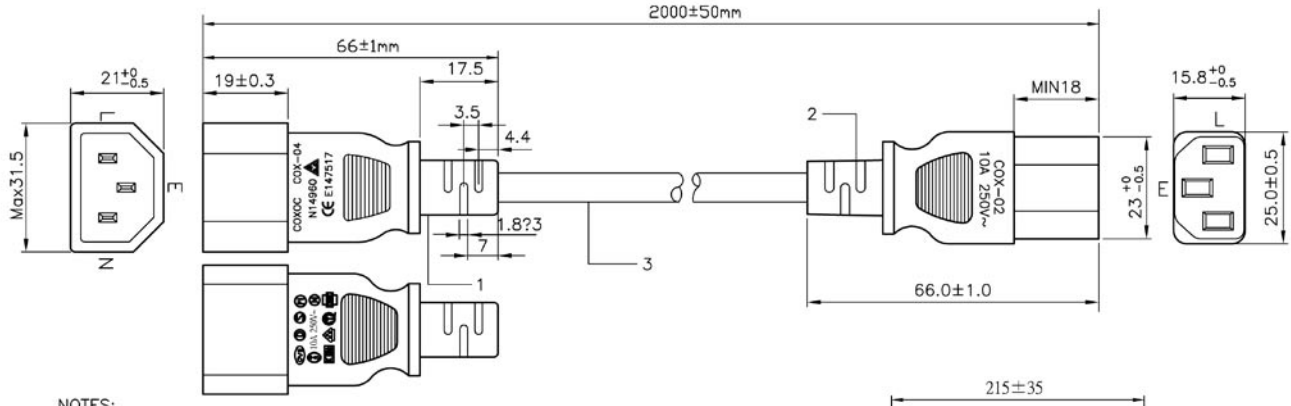


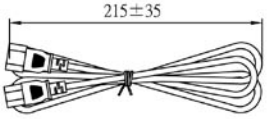


NOTES:

1.PLUG NO:COX−04
MARK:COXOC COX−04 10A 250V~
APPROVED: E147517 ÖVE N14960

2.CONNECTOR NO:COX−02
MARK: COXOC COX−02 10A 250V~ 10A 125V~
APPROVED: E147517 ÖVE N14960

3.POWER WIRE: C−UL (UL) SVT E148006 VW−1 75°C 18AWGx3C COXOC
⊲VDE ⊳ H05VV−F 3G0.75mm² COXOC ÖVE
CEBEC KEMA−KEUR IEMMEQU.
COLOR: BLACK
INSULATION COLOR:BROWN,BLUE,YELLOW/GREEN.

**AK-500-OE-11-2**

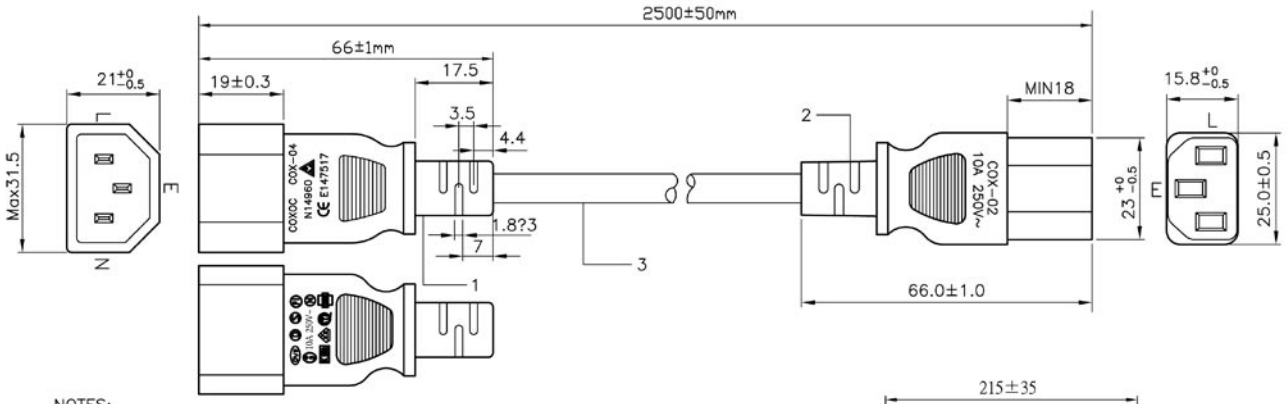


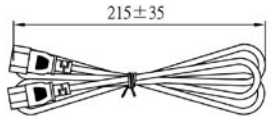


NOTES:
1.PLUG NO:COX−04
MARK:COXOC COX−04 10A 250V~
APPROVED: E147517 ÖVE N14960 CE
2.CONNECTOR NO:COX−02
MARK: COXOC COX−02 10A 250V~ 10A 125V~
APPROVED: E147517 ÖVE N14960 CE
3.POWER WIRE: C−UL (UL) SVT E148006 VW−1 75°C 18AWGx3C COXOC
⊲VDE⊳ H05VV−F 3G0.75mm² COXOC ÖVE
CEBEC KEMA−KEUR IEMMEQU.
COLOR: BLACK
INSULATION COLOR:BROWN,BLUE,YELLOW/GREEN.

## AK-500-OE-11-2-5

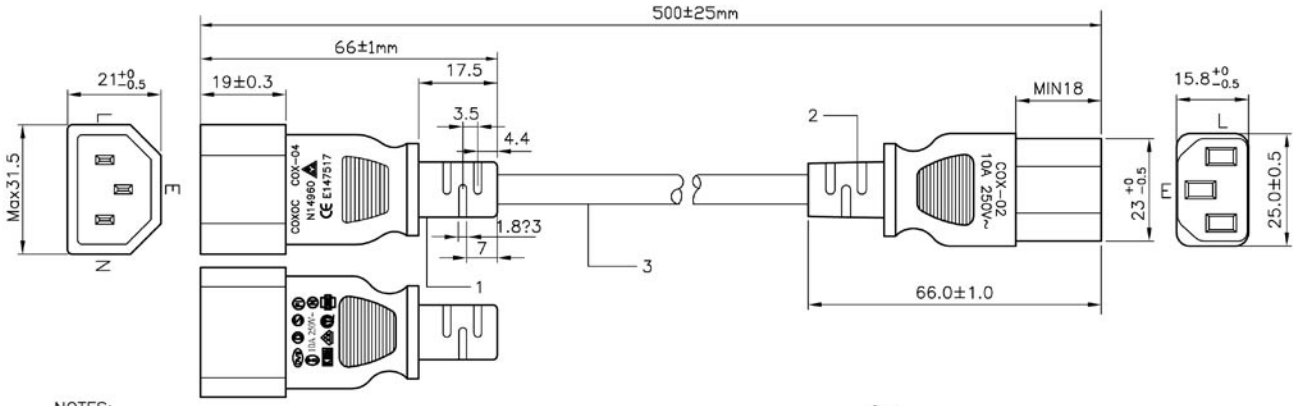


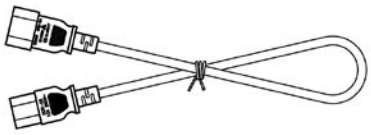

NOTES:
1.PLUG NO:COX−04
MARK:COXOC COX−04 10A 250V~
APPROVED: E147517 ÖVE N14960 CE
2.CONNECTOR NO:COX−02
MARK: COXOC COX−02 10A 250V~ 10A 125V~
APPROVED: E147517 ÖVE N14960 CE
3.POWER WIRE: C−UL (UL) SVT E148006 VW−1 75°C 18AWGx3C COXOC
⊲VDE⊳ H05VV−F 3G0.75mm² COXOC ÖVE
CEBEC KEMA−KEUR IEMMEQU.
COLOR: BLACK
INSULATION COLOR:BROWN,BLUE,YELLOW/GREEN.

## AK-500-OE-11-5

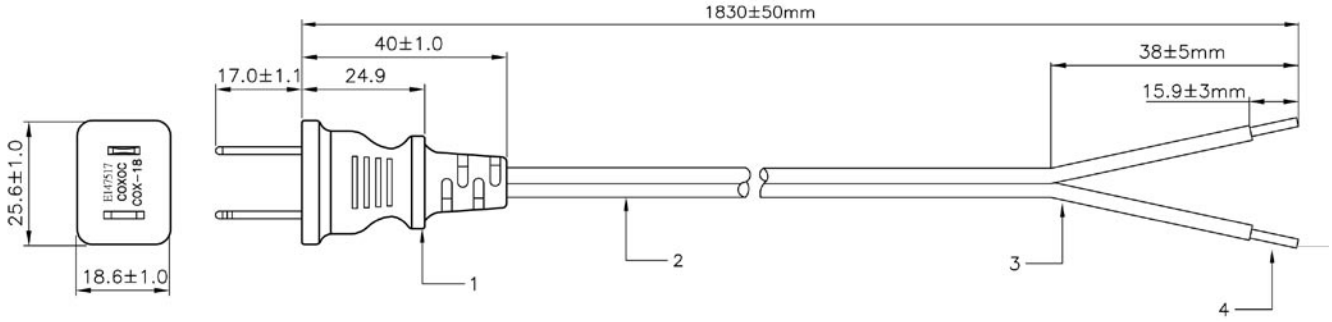


NOTES:

1.PLUG NO: COX-18
MARK: COXOC COX-18
APPROVED: E147517
(BLADE MATERAL:BARSS PLATING NICKEL
POLARIZED)

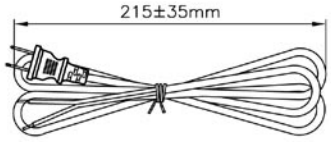


2.POWER WIRE:
C-UL (UL) SPT-1 E148006 VW-1 75℃ 18AWG×2C COXOC
JACKET COLOR: BLACK

3.THE END TO BE RIVED OFF 38mm.

4.JACKET TO BE STRIPPED BACK 15.9mm TO EXPOSE STRAND
COPPER AS SHOWN.

**AK-500-OE-12-6F**

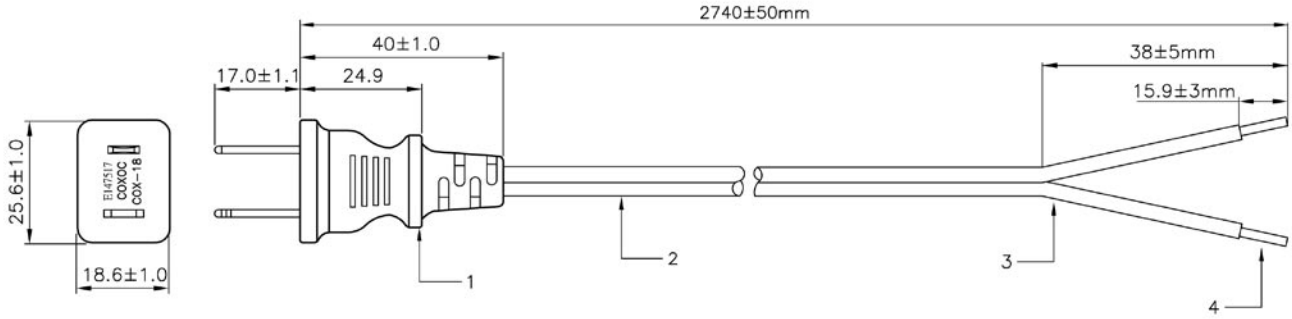


NOTES:

1.PLUG NO: COX-18
MARK: COXOC COX-18
APPROVED: E147517
(BLADE MATERAL:BARSS PLATING NICKEL
POLARIZED)

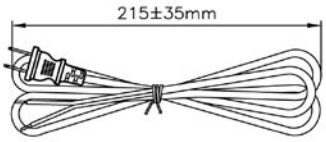


2.POWER WIRE:
C-UL (UL) SPT-1 E148006 VW-1 75℃ 18AWG×2C COXOC
JACKET COLOR: BLACK

3.THE END TO BE RIVED OFF 38mm.

4.JACKET TO BE STRIPPED BACK 15.9mm TO EXPOSE STRAND
COPPER AS SHOWN.

**AK-500-OE-12-9F**

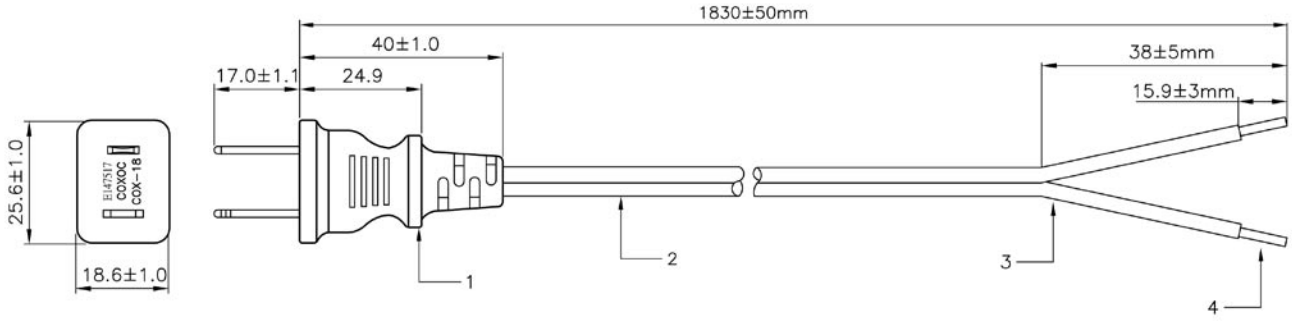


NOTES:

1.PLUG NO: COX-18
MARK: COXOC COX-18
APPROVED: E147517
(BLADE MATERAL:BARSS PLATING NICKEL
POLARIZED)

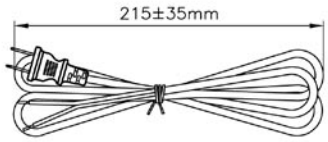


2.POWER WIRE:
C-UL (UL) SPT-2 E148006 VW-1 75℃ 18AWG×2C COXOC
JACKET COLOR: BLACK

3.THE END TO BE RIVED OFF 38mm.

4.JACKET TO BE STRIPPED BACK 15.9mm TO EXPOSE STRAND
COPPER AS SHOWN.

**AK-500-OE-13-6F**

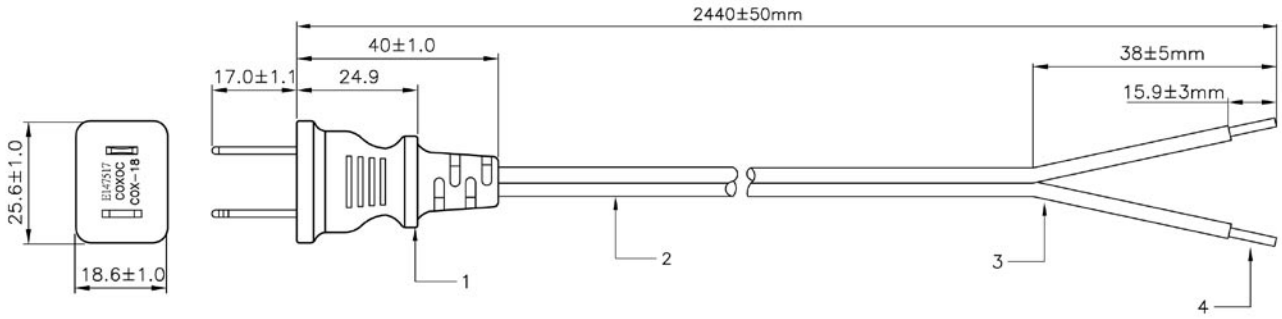


NOTES:

1.PLUG NO: COX-18
MARK: COXOC COX-18
APPROVED: E147517
(BLADE MATERAL:BARSS PLATING NICKEL
POLARIZED)

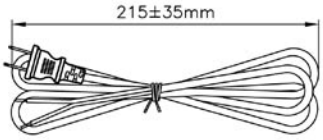


2.POWER WIRE:
C-UL (UL) SPT-2 E148006 VW-1 75℃ 18AWG×2C COXOC
JACKET COLOR: BLACK

3.THE END TO BE RIVED OFF 38mm.

4.JACKET TO BE STRIPPED BACK 15.9mm TO EXPOSE STRAND
COPPER AS SHOWN.

**AK-500-OE-13-8F**

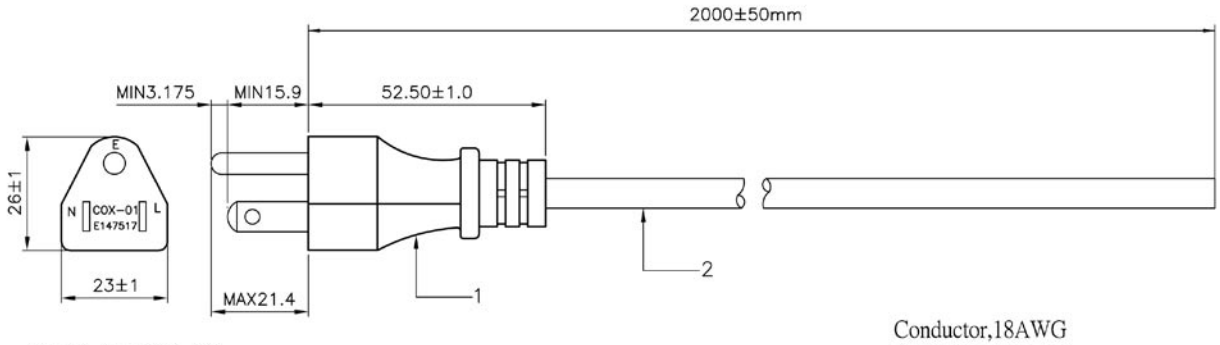


PLUG No.:COX-01

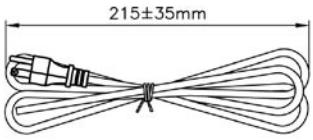


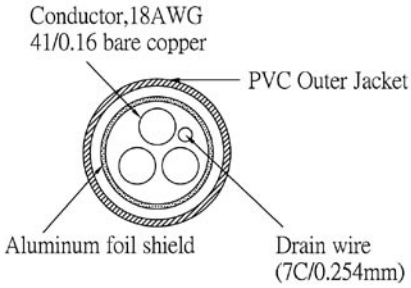


(detail)

NOTES:

1.PLUG NO. : COX-01
MARK:COXOC COX-01
APPROVED: E147517

2.POWER WIRE:
C-UL (UL) SVT E148006 VW-1 75℃ 18AWG×3C COXOC
SHIELDED
JACKET COLOR: BLACK
INSULATION COLOR: BLACK,WHITE,GREEN.

3. THE END TO BE CUT ONLY.

**AK-500-OE-5-2**

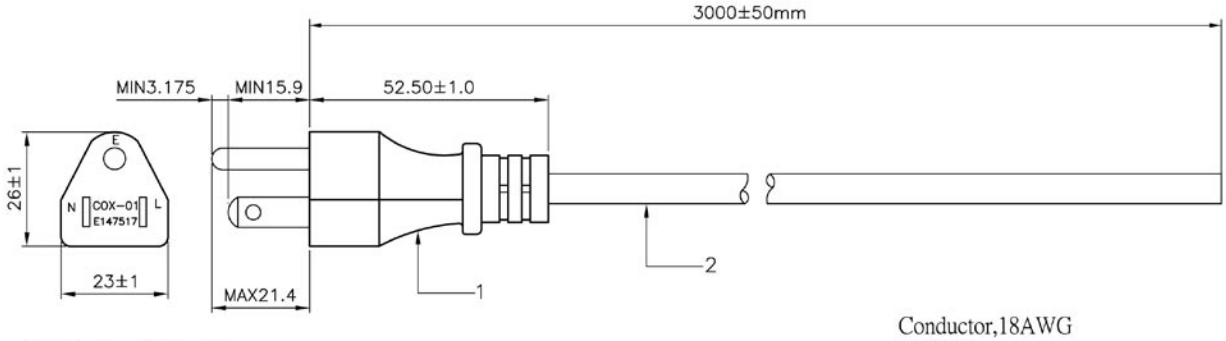


PLUG No.:COX-01

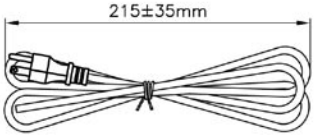


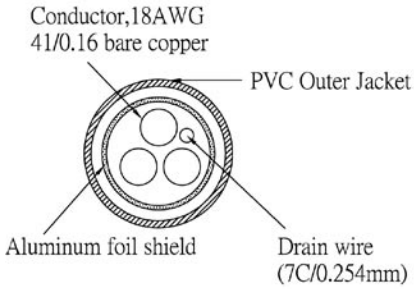


(detail)

NOTES:

1.PLUG NO. : COX-01
MARK:COXOC COX-01
APPROVED: E147517

2.POWER WIRE:
C-UL (UL) SVT E148006 VW-1 75℃ 18AWG×3C COXOC
SHIELDED
JACKET COLOR: BLACK
INSULATION COLOR: BLACK,WHITE,GREEN.

3. THE END TO BE CUT ONLY.

**AK-500-OE-5-3**

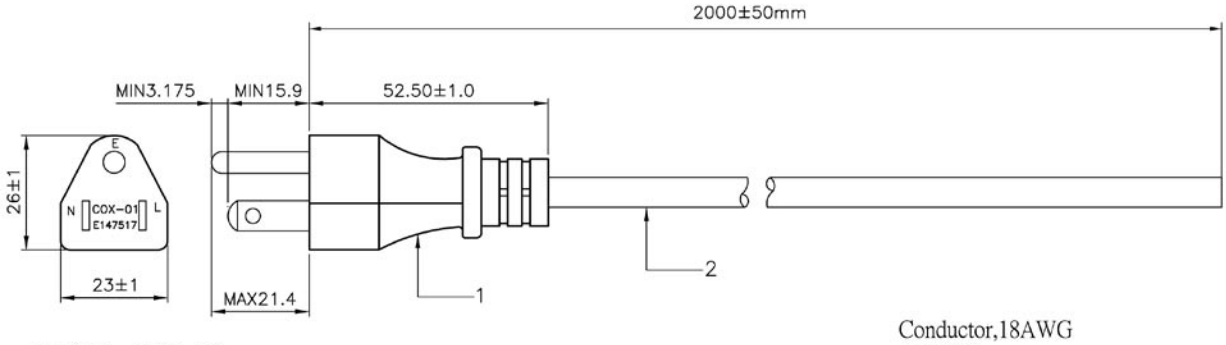


PLUG No.:COX−01

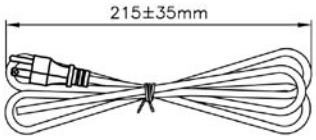


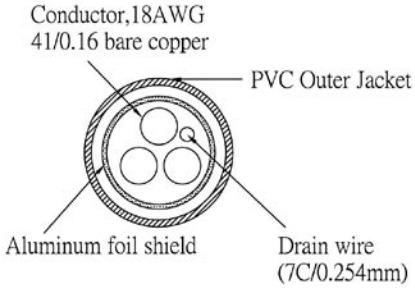


(detail)

NOTES:

1.PLUG NO. : COX-01
MARK:COXOC COX-01
APPROVED: E147517

2.POWER WIRE:
C-UL (UL) SJT E148006 VW-1 75℃ 18AWG×3C COXOC
SHIELDED
JACKET COLOR: BLACK
INSULATION COLOR: BLACK,WHITE,GREEN.

3. THE END TO BE CUT ONLY.

**AK-500-OE-6-2**

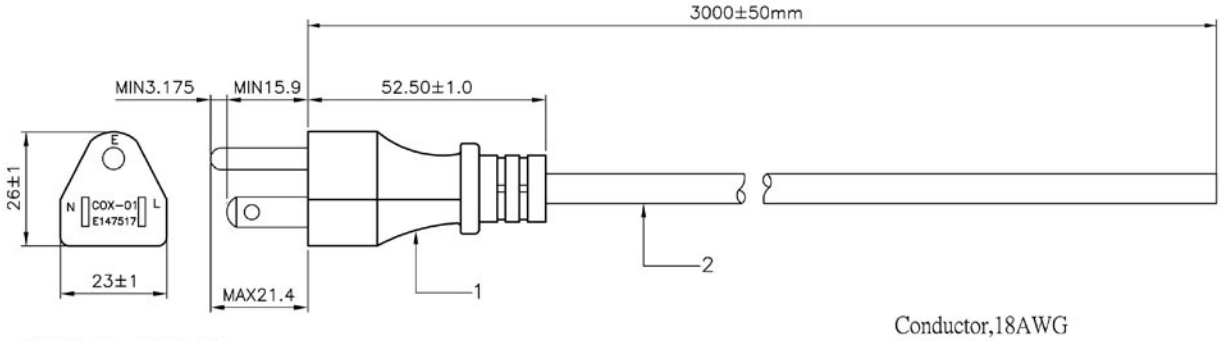


PLUG No.:COX−01

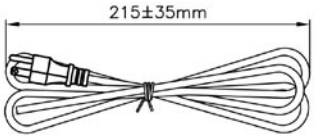


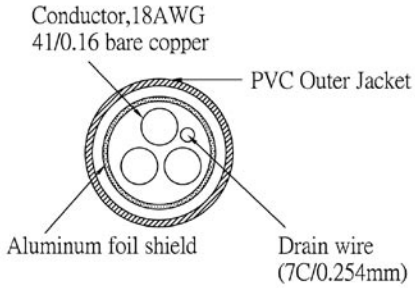


(detail)

NOTES:

1.PLUG NO. : COX-01
MARK:COXOC COX-01
APPROVED: E147517

2.POWER WIRE:
C-UL (UL) SJT E148006 VW-1 75℃ 18AWG×3C COXOC
SHIELDED
JACKET COLOR: BLACK
INSULATION COLOR: BLACK,WHITE,GREEN.

3. THE END TO BE CUT ONLY.

**AK-500-OE-6-3**

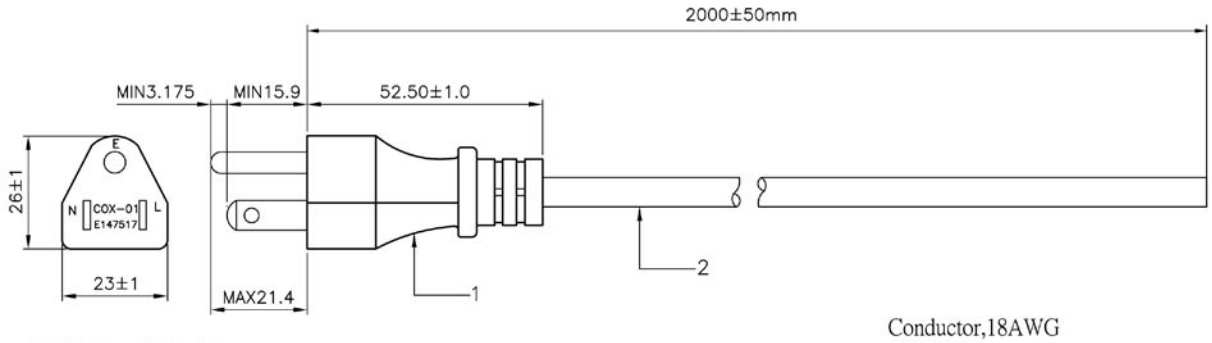


PLUG No.:COX-01

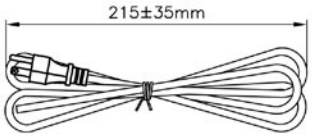


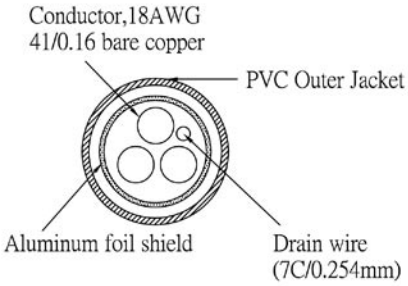


(detail)

NOTES:

1.PLUG NO. : COX-01
MARK:COXOC COX-01
APPROVED: E147517

2.POWER WIRE:
C-UL (UL) SVT E148006 VW-1 105℃ 18AWG×3C COXOC
SHIELDED
JACKET COLOR: BLACK
INSULATION COLOR: BLACK,WHITE,GREEN.

3. THE END TO BE CUT ONLY.

**AK-500-OE-7-2**

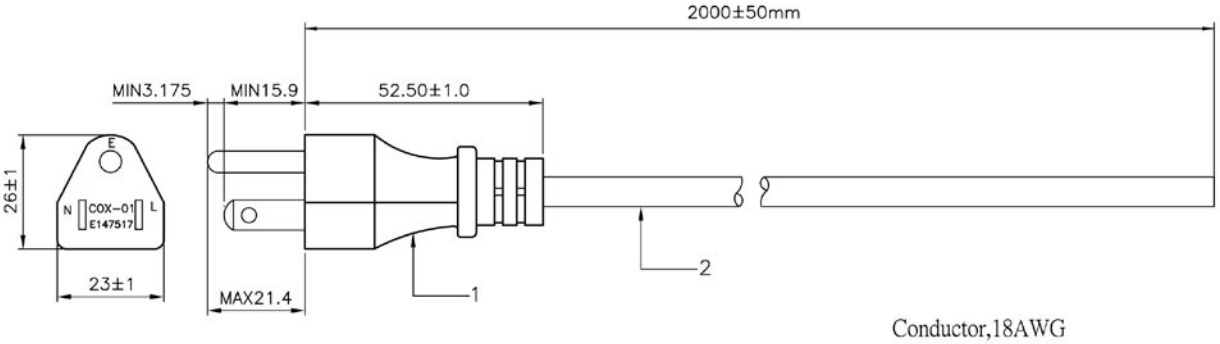


PLUG No.:COX-01

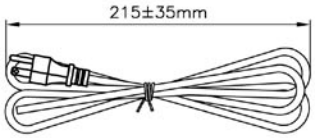


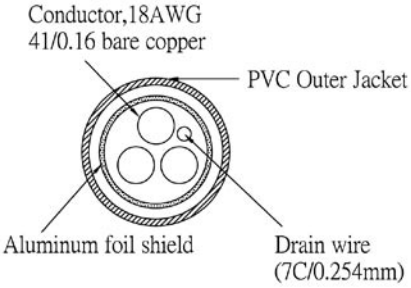


(detail)

NOTES:

1.PLUG NO. : COX-01
MARK:COXOC COX-01
APPROVED: E147517

2.POWER WIRE:
C-UL (UL) SJT E148006 VW-1 105℃ 18AWG×3C COXOC
SHIELDED
JACKET COLOR: BLACK
INSULATION COLOR: BLACK,WHITE,GREEN.

3. THE END TO BE CUT ONLY.

**AK-500-OE-8-2**

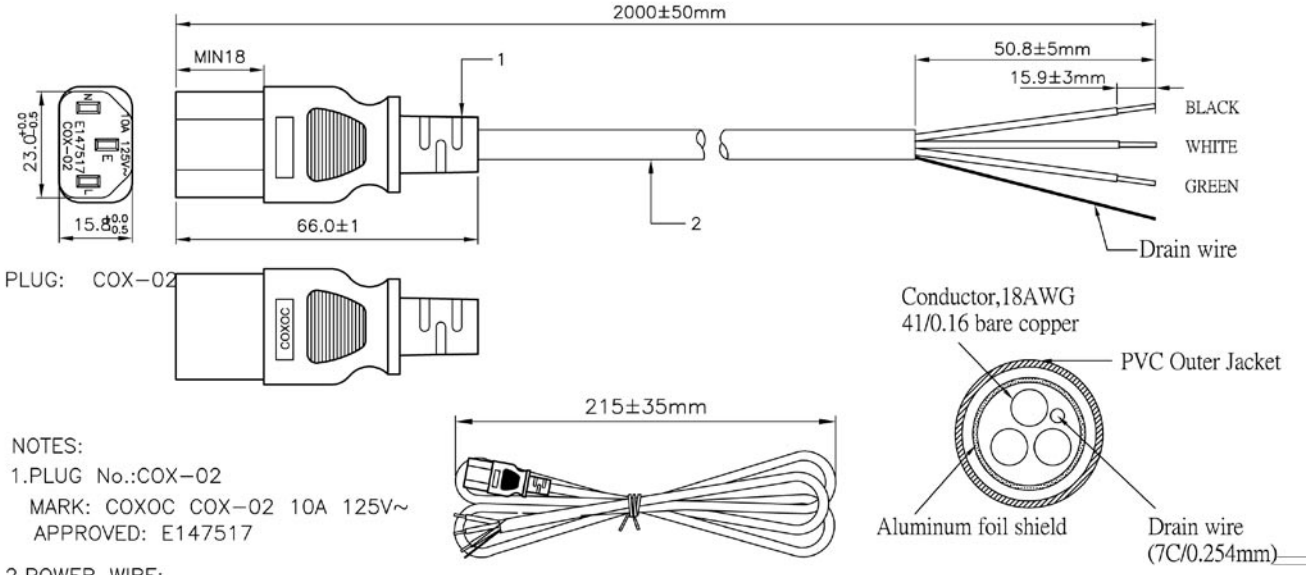


NOTES:

1.PLUG No.:COX-02
MARK: COXOC COX-02 10A 125V~
APPROVED: E147517

2.POWER WIRE:
C-UL (UL) SJT E148006 VW-1 75°C 18AWGx3C COXOC
SHIELDED
JACKET COLOR: BLACK
NSULATION COLOR: BLACK,WHITE,GREEN.

3.JACKET TO BE STRIPPED BACK 50.8mm TO EXPOSE CONDUCTORS.

4.CONDUCTOR TO BE STRIPPED BACK 15.9mm TO EXPOSE STRAND COPPER AS SHOWN.

**AK-500-OE-9-2**

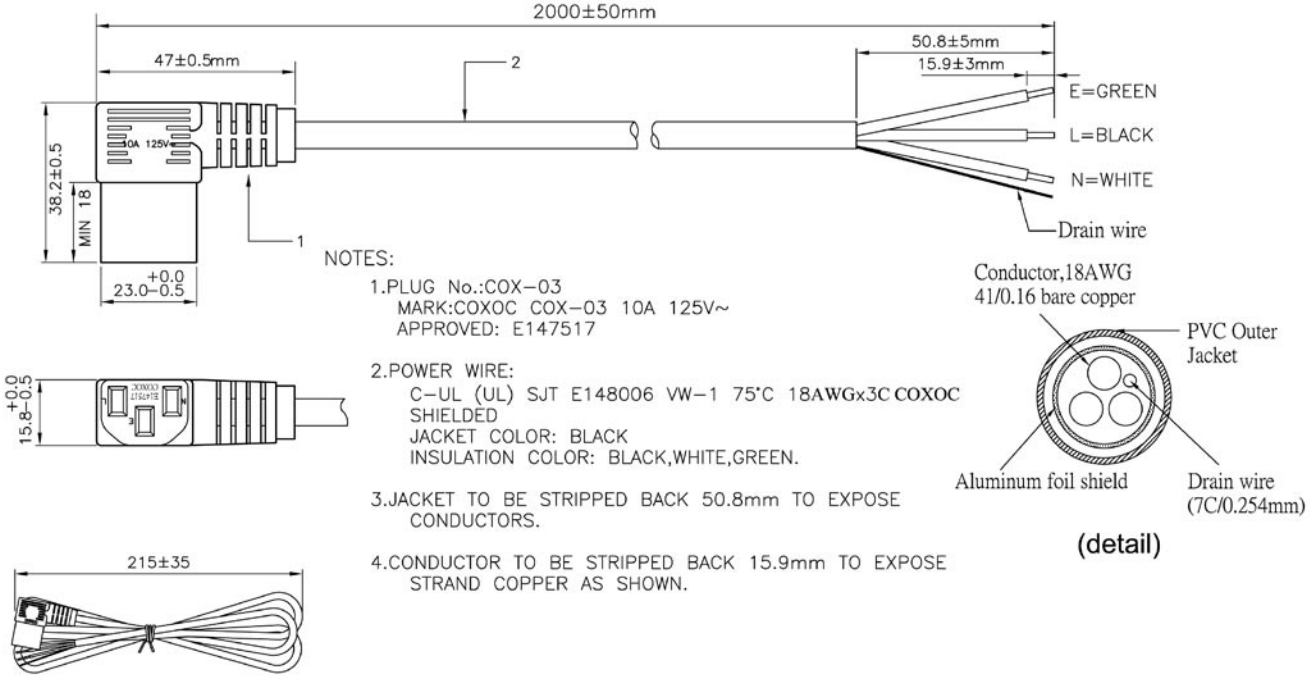


NOTES:

1.PLUG No.:COX-03
MARK:COXOC COX-03 10A 125V~
APPROVED: E147517

2.POWER WIRE:
C-UL (UL) SJT E148006 VW-1 75°C 18AWGx3C COXOC
SHIELDED
JACKET COLOR: BLACK
INSULATION COLOR: BLACK,WHITE,GREEN.

3.JACKET TO BE STRIPPED BACK 50.8mm TO EXPOSE CONDUCTORS.

4.CONDUCTOR TO BE STRIPPED BACK 15.9mm TO EXPOSE STRAND COPPER AS SHOWN.

**AK-500-RA-5-2**

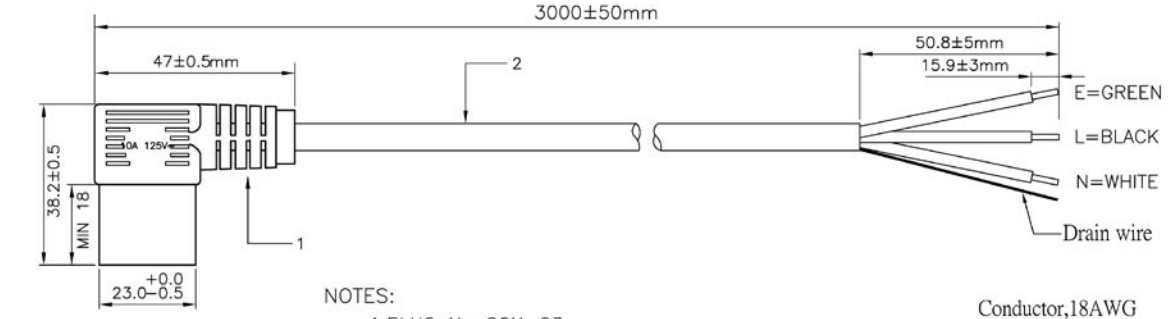

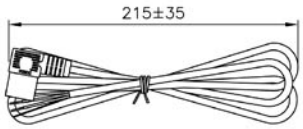


NOTES:

1.PLUG No.:COX−03
MARK:COXOC COX−03 10A 125V~
APPROVED: E147517

2.POWER WIRE:
C−UL (UL) SJT E148006 VW−1 75°C 18AWGx3C COXOC
SHIELDED
JACKET COLOR: BLACK
INSULATION COLOR: BLACK,WHITE,GREEN.

3.JACKET TO BE STRIPPED BACK 50.8mm TO EXPOSE CONDUCTORS.

4.CONDUCTOR TO BE STRIPPED BACK 15.9mm TO EXPOSE STRAND COPPER AS SHOWN.

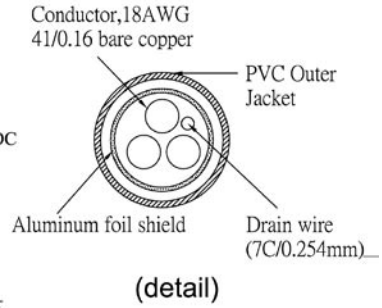


**AK-500-RA-5-3**

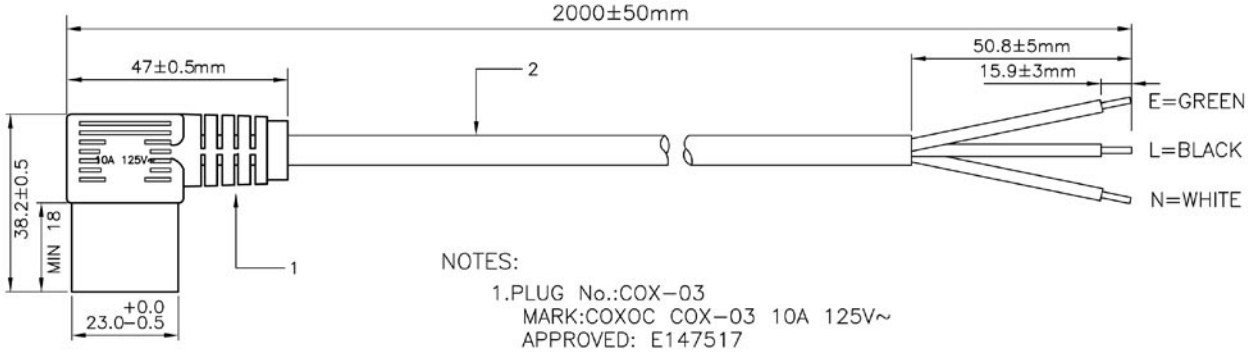


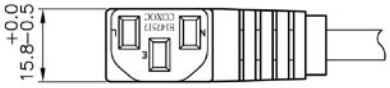


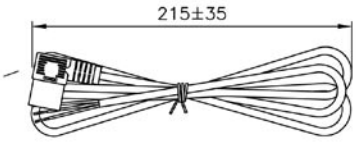


NOTES:

1.PLUG No.:COX−03
MARK:COXOC COX−03 10A 125V~
APPROVED: E147517

2.POWER WIRE:
C−UL (UL) SVT E148006 VW−1 75°C 18AWGx3C COXOC
JACKET COLOR: BLACK
INSULATION COLOR: BLACK,WHITE,GREEN.

3.JACKET TO BE STRIPPED BACK 50.8mm TO EXPOSE CONDUCTORS.

4.CONDUCTOR TO BE STRIPPED BACK 15.9mm TO EXPOSE STRAND COPPER AS SHOWN.

**AK-500-RA-6-2**

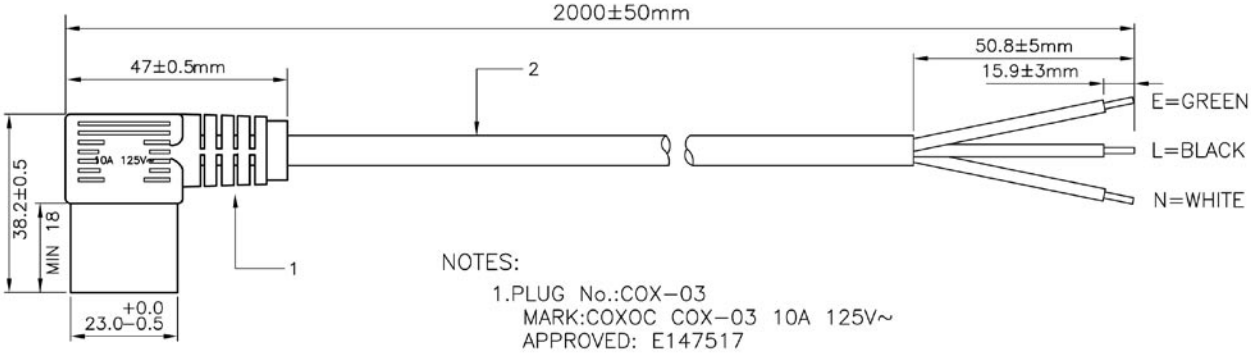


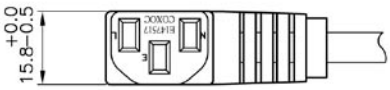


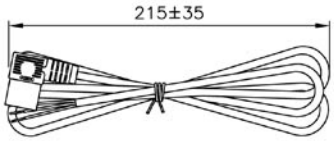


NOTES:

1.PLUG No.:COX−03
MARK:COXOC COX−03 10A 125V~
APPROVED: E147517

2.POWER WIRE:
C−UL (UL) SJT E148006 VW−1 75°C 18AWGx3C COXOC
JACKET COLOR: BLACK
INSULATION COLOR: BLACK,WHITE,GREEN.

3.JACKET TO BE STRIPPED BACK 50.8mm TO EXPOSE CONDUCTORS.

4.CONDUCTOR TO BE STRIPPED BACK 15.9mm TO EXPOSE STRAND COPPER AS SHOWN.

AK-500-RA-7-2

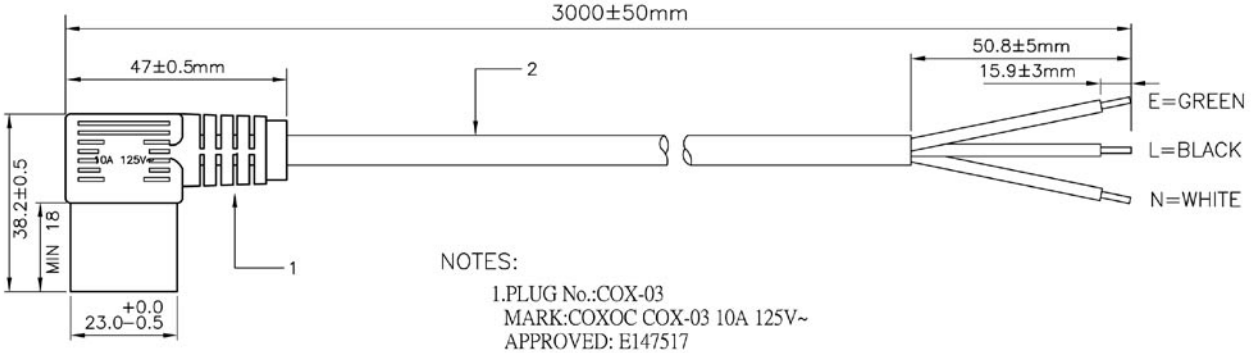


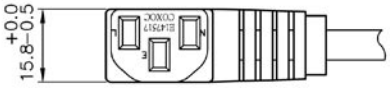


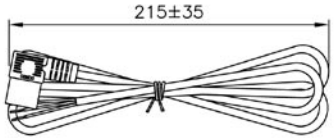


NOTES:

1.PLUG No.:COX-03
MARK:COXOC COX-03 10A 125V~
APPROVED: E147517

2.POWER WIRE:
C-UL (UL) SJT E148006 VW-1 75°C 18AWG×3C COXOC
JACKET COLOR: BLACK
INSULATION COLOR: BLACK,WHITE,GREEN.

3.JACKET TO BE STRIPPED BACK 50.8mm TO EXPOSE CONDUCTORS.

4.CONDUCTOR TO BE STRIPPED BACK 15.9mm TO EXPOSE STRAND COPPER AS SHOWN.

AK-500-RA-7-3

### Internal Y-Power Supply Cable

5.25'' male ⇔ 2 x 5.25'' female



| | |
|---|---|
| AK 319 | 0,20 m |

### Internal Y-Power Supply Cable

AK 521 = 5.25" male ⇔ 5.25" female + 3.5" female
AK 520 = 5.25" male ⇔ 2 x 3.5" female

| | |
|---|---|
| AK 521 | 0,20 m |
| AK 520 | 0,20 m |

### Internal ATX to ATX / Pentium IV Power Supply Cable

2 x 5.25" male / female ⇔ 4-pin mainboard P-IV 12V power supply



| | |
|---|---|
| AK ATX-P4 | 0,20 m |

### ATX Extension Cable

ATX male, 20 PIN ⇔ ATX female, 20 PIN

This cable extends the ATX power supply cable of the ATX power supply by 20 cm.

| | |
|---|---|
| AK ATX-EXT | 0,20 m |

### ATX - AT Power Supply Cable

ATX male, 20 PIN ⇔ P8 and P9, female, each 6 PIN

With this cable, you can use AT mainboards with PS2/AT connections in cases with ATX power supplies. All required connections are bypassed to fit only in the correct position.

| | |
|---|---|
| AK ATX-AT | 0,20 m |

### Internal CPU Fan Power Supply Cable

Adapter for connection of CPU fans with 3-pin connectors directly to the ATX/AT power supply. Particularly suited for PCs, with mainboards (AT) that have no direct connection for a CPU fan.

3-pin CPU fan, male ⇔ 1 x 5.25" male

CPU fan adapter cable.



AK 53P4P

### PS/2 Notebook Y-Adapter
For connection of a PS/2 keyboard and mouse to a notebook keyboard port.

| | |
|---|---|
| **AB NA** | 2 x MD 6-pin Female ⇔ 1 x MD 6-pin Male |

### Mini Null Modem Adapter
Suitable for data exchange between two PCs via the serial port. Assignment (9-pin version corresponds to the signals from the 25-pin version): 1-1, 2-3, 3-2, 4,5-8, 6-20, 7-7, 8-4,5, 20-6, G-G.

| | |
|---|---|
| **AB NM9** | DSUB 9-pin, M ⇔ DSUB 9-pin F |
| **AB NM25** | DSUB 25-pin, M ⇔ DSUB 25-pin F |

### RS 232 Interface Tester with 18 LEDs
Displays the status and data flow of the wires 2, 3 ,4, 5, 6, 8, 11, 19 and 20.
1 x DSUB 25-pin male ⇔ 1 x DSUB 25-pin female.



| | |
|---|---|
| **AB 934** | Plastic Housing |
| **AB 935** | Plastic Housing, Metalized |

### Mini Gender Changer
Metal version, assignment 1:1, with hex-screws.

| | |
|---|---|
| **AB 410** | DSUB, 9-pin, M/M |
| **AB 411** | DSUB, 9-pin, F/F |
| **AB 412** | DSUB, 15-pin, M/M |
| **AB 413** | DSUB, 15-pin, F/F |

### PS/2 Notebook Cable Adapter
For connection of a PS/2 keyboard and mouse to the notebook keyboard port, cable length 15 cm.

| | |
|---|---|
| **AB NAK** | 2 x MD 6-pin Female ⇔ 1 x MD 6-pin Male |

### PS/2 Mouse Cable Adapter, for Combo Mice
Molded plastic, cable length 15 cm.

| | |
|---|---|
| **AB 401K** | MD 6-pin Female ⇔ DB 9-pin Male |
| **AB 450K** | MD 6-pin Male ⇔ DB 9-pin Female |
| **AB 405K** | MD 6-pin Male ⇔ DB 9-pin Male |
| **AB 406K** | MD 6-pin Female ⇔ DB 9-pin Female |

### RS 232 Adapter
Metal version, DSUB 25-pin with screw eyes, DSUB 9-pin with hex-screws.

| | |
|---|---|
| **AB 467** | DSUB, 9-pin Male ⇔ 25-pin Male |
| **AB 468** | DSUB, 9-pin Male ⇔ 25-pin Female |
| **AB 469** | DSUB, 9-pin Female ⇔ 25-pin Female |
| **AB 470** | DSUB, 9-pin Female ⇔ 25-pin Male |

### Mini Gender Changer
Metal version, assignment 1:1, with hex-screws.

| | |
|---|---|
| **AB 414** | DSUB, 25-pin, M/M |
| **AB 415** | DSUB, 25-pin, F/F |
| **AB 418** | HD DSUB, 15-pin, M/M |
| **AB 420** | HD DSUB, 15-pin, F/F |

### Keyboard Adapter
Molded Plastic.

| | |
|---|---|
| **AB 961** | MiniDIN 6-pin Female ⇔ DIN 5-pin Male |
| **AB 440** | MiniDIN 6-pin Male ⇔ DIN 5-pin Female |

### Serial Adapter
Molded plastic, with thumb screws.

| | | |
|---|---|---|
| **AB 913** | DSUB, 9-pin Male | ⇔ 25-pin Male |
| **AB 914** | DSUB, 9-pin Female | ⇔ 25-pin Male |
| **AB 914F** | DSUB, 9-pin Male | ⇔ 25-pin Female |
| **AB 915** | DSUB, 9-pin Female | ⇔ 25-pin Female |

### Digital Audio Adapter
For connection of 2 Toslink cables.
Housing: metal, gold / nickel effect.

| | |
|---|---|
| **AB OFC-GO** | Toslink Adapter, Gold, |
| **AB OFC-NI** | Toslink Adapter, Nickel |

### DVI ⇔ DVI Adapter
Male and Female with thumb screws, black.



| | |
|---|---|
| **AB 545** | DVI-I, Male ⇔ DVI-I, Female |

### Mouse Adapter, only for Combo Mice
Molded plastic, DSUB 9-pin with hex-screws.

| | | |
|---|---|---|
| **AB 401** | MiniDIN 6-pin Female | ⇔ DSUB 9-pin Male |
| **AB 450** | MiniDIN 6-pin Male | ⇔ DSUB 9-pin Female |
| **AB 405** | MiniDIN 6-pin Male | ⇔ DSUB 9-pin Male |
| **AB 406** | MiniDIN 6-pin Female | ⇔ DSUB 9-pin Female |

### Digital Audio Splitter
Splits a single fiber optic connection into two connections.
Connector: 1 xToslink, female - 2 x Toslink, female
Housing: plastic, black.

| | |
|---|---|
| **AB OFC-Y** | Splitter 1 to 2 |

### DVI ⇔ VGA Analog Adapter
Plugs with thumb screws, socket with UNC4-40 bolts, black.

| | |
|---|---|
| **AB 540** | DVI-D, Male ⇔ HPC 20, Female |
| **AB 541** | DVI-D, Female ⇔ HPC 20, Male |

### DVI ⇔ VGA Analog Adapter
Plugs with thumb screws, socket with UNC4-40 bolts, black.

| | |
|---|---|
| **AB 543** | DVI-I, Male ⇔ DSUB 15, Female |
| **AB 544** | DVI-I, Female ⇔ DSUB 15, Male |

## Serial ATA 150 Connector Cable

- Compatible with Serial ATA 1.0 standard
- Suitable for data transfer rates up to 150 MB/s
- 7-wire cable, UL21149
- 4 x data wires, 3 x earthing wires

AK-SATA-PC 015: Serial ATA power supply cable,
15-pin SATA power supply / female - 4-pin ATX power supply / female

| | |
|---|---|
| **AK-SATA-050** | 0,50 m |
| **AK-SATA-075** | 0,75 m |
| **AK-SATA-100** | 1,00 m |
| **AK-SATA-PC 015** | 0,15 m |

## Internal SCSI UW 320 Connector Cable, Round Design

- 68-wire twisted pair cable in plastic boot, AWG 30, UL 20276.
- Sheath and boots transparent, material PVC.

| | |
|---|---|
| **AK LVD-2D320/Round** | 0,50 m |
| **AK LVD-3D320/Round** | 0,75 m |
| **AK LVD-5D320/Round** | 1,20 m |

## Internal SCSI UW 320 Connector Cable, Round Cable Design

- 68-wire twisted pari cable in plastic boot, AWG 30, UL 20276.
- Sheath and boots transparent, material PVC.
- Additional 1 x IDC 68 male each for termination.

| | |
|---|---|
| **AK LVD-3+1D320/Round** | 0.75 m |
| **AK LVD-5+1D320/Round** | 1.20 m |
| **AK LVD-8+1D320/Round** | 2.20 m |
| **AB LVD-320T** | LVD 320 Terminator |

### 3.5" + 5.25" FLOPPY Connector Cable for 2 x 3.5" and 2 x 5.25" FDD

3 x 34-pin, socket connector (3.5")
2 x 34-pin socket connector (5.25")

34-wire ribbon cable, AWG28,
2.54 mm pitch, UL2651.



| | |
|---|---|
| AK 342 | 0,95 m |

### 3.5" FLOPPY Connector Cable for 2 x 3.5" FDD

3 x 34-pin, socket connector (3.5")

34-wire ribbon cable, AWG28,
2.54 mm pitch, UL2651.



| | |
|---|---|
| AK 3620-050 | 0,50 m |
| AK 3620 | 0,75 m |

### Hard Drive Connector Cable for 1 x IDE / AT Bus Hard Drive

2 x 40-pin, socket connector

40-wire ribbon cable, AWG28,
2.54 mm pitch, UL2651.

| | |
|---|---|
| AK 337 | 0,75 m |

### Hard Drive Connector Cable for 2 x IDE / AT Bus Hard Drives

3 x 40-pin, socket connector

40-wire ribbon cable, AWG28,
2.54 mm pitch, UL2651.



| | |
|---|---|
| AK 5430 | 0,50 m |
| AK 336 | 0,70 m |

### Hard Drive Connector Cable for 3 x or 4 x IDE / AT Bus Hard Drives

***AK 372*** = 4 x 40-pin, socket connector
***AK 3720*** = 5 x 40-pin, socket connector

40-wire ribbon cable, AWG28, 2.54 mm pitch, UL2651.



| | |
|---|---|
| AK 372 | 0,75 m |
| AK 3720 | 1,05 m |

### Ultra ATA Hard Drive Connector Cable, 66 Mbps

For Ultra DMA, Ultra DMA-2 and Ultra ATA hard drives, data transfer up to 66 Mbps.

80-wire ribbon cable, AWG30, 0.635 mm pitch, UL2678, three differently colored 40-pin socket connectors.
(blue= controller, black= master, grey= slave)



| | |
|---|---|
| AK-ATA | 0,60 m |
| AK-ATA-1 | 0,46 m |

### Ultra ATA Hard Drive Connector Cable, 100 Mbps

For Ultra DMA, Ultra DMA 2 and Ultra ATA hard drives up to 100 Mbps.

80-wire ribbon cable, AWG30, 0.635 mm pitch, UL2678, three differently colored 40-pin socket connectors.
(blue= controller, black= master, grey= slave)

| | |
|---|---|
| AK-ATA-100 | 0,46 m |
| AK-ATA-100/1 | 0,60 m |

### Ribbon Cable AWG28, 1.27 mm Pitch

Color: grey with red marked ID line, 30.5 meter roll.

***AK AWG68*** = Pitch 0.638 mm

| | |
|---|---|
| AK AWG20 | 20-adrig |
| AK AWG26 | 26-adrig |
| AK AWG34 | 34-adrig |
| AK AWG40 | 40-adrig |
| AK AWG50 | 50-adrig |
| AK AWG68 | 68-adrig |

# Flat cables AWG 28, 1.27 mm pitch • UL-Style: 2651

Made in Germany

| | |
|---|---|
| **Betriebsspannung**<br>300 V eff | **Operating voltage**<br>300 V rms |
| **Durchschlagspannung**<br>2000 V eff | **Test voltage**<br>2000 V rms |
| **Strombelastbarkeit**<br>1A | **Current capacity**<br>1A |
| **Isolationswiderstand**<br>>20 G Ω /m | **Insulation resistance**<br>>20 G Ω /m |
| **Kapazität**<br>45pF /m | **Capacity**<br>45pF /m |
| **Leiterwiderstand**<br>> 230Ω /km | **Conductor resitance**<br>> 230Ω /km |
| **Impedanz**<br>104 Ω | **Impedance**<br>104 Ω |
| **Übersprechen, unsymetrisch**<br>60 dB | **Cross-talk, asym.**<br>60 dB |
| **Übersprechen, symetrisch**<br>50 dB | **Cross-talk, sym.**<br>50 dB |
| **Temperaturbereich**<br>-30°C bis +105°C | **Temperature range**<br>-30°C bis +105°C |
| **Farbe**<br>Grau, mit roter Kennader<br>Farbkodiert | **Colour**<br>Grey, red coded<br>Colour coded |



**Farbfolge:** braun, rot, orange, gelb, grün, blau, violett, grau, weiss, schwarz

**Colour sequence:** brown, red, orange, yellow, green, blue, violet, grey, white, black

Bestellcode : Ordercode : **AWG - 28 - x / x**

1. 2.

Bitte „x“ durch die unten geeignete Option ersetzen
Please replace „x“ with appropriate option listed below

1.

| **Polzahl** | **No. of contacts** |
|---|---|
| 10 / 14 / 16 / 20 / 25 / 26 / 34 / 37* / 40 / 50 / 60* / 64 | 10 / 14 / 16 / 20 / 25 / 26 / 34 / 37* / 40 / 50 / 60* / 64 |

2.

| **Farbe** | **Colour** |
|---|---|
| G -Grau (30.5 m) | G -Grey (30.5 m) |
| G50 -Grau (50 m) | G50 -Grey (50 m) |
| G100 -Grau (100 m) | G100 -Grey (100 m) |
| F -Farbcodiert (30.5 m) | F -Colour coded (30.5 m) |
| * -nicht bei Farbkodierten Leitungen verfügbar | * -not available in color cables |

**Andere Rollengrössen und halogenfreies Flachbandkabel auf Anfrage**

**Other lengths per reel and halogen free cable on request**

Standard: 30.5m Rolle / Reel

Bestellcode : AK - AWG - x
Ordercode : 1.

Bitte „x“ durch die unten geeignete Option ersetzen
Please replace „x“ with appropriate option listed below

| | | |
|---|---|---|
| 1. | **Polzahl**<br>10 / 14 / 16 / 24 / 25 / 64 | **No. of contacts**<br>10 / 14 / 16 / 24 / 25 / 64 |

## Flachbandkabel AWG 28, 1.00 mm Raster
## Flat cable AWG 28, 1.00 mm pitch

Standard: 30.5m Rolle / Reel

Bestellcode : AWG - 28 - x - G1.0
Ordercode : 1.

Bitte „x“ durch die unten geeignete Option ersetzen
Please replace „x“ with appropriate option listed below

| | | |
|---|---|---|
| 1. | **Polzahl**<br>14 / 20 / 26 / 34 / 40 / 50 | **No. of contacts**<br>14 / 20 / 26 / 34 / 40 / 50 |

Neben Standardkabeln fertigen wir Kabelkonfektionen speziell nach Kundenwunsch. Im Bereich Flachbandkabel bieten wir Ihnen Konfektionen mit beliebigen Polzahlen und Längen mit entsprechenden Steckverbindern an.

Ein äußerst flexibles und kostengünstiges System von automatischer und manueller Fertigung bietet Ihnen

- wettbewerbsfähige Preise
- hohe Qualität mit 100% elektrischer Prüfung und Zertifizierung auf Wunsch
- Bedruckung von Kabel und Steckern

**Senden Sie uns Ihre Anfrage.**

Apart from standard cables, special cables can be assembled upon request. For flatcables we offer assemblies in any length with any number of conductors and with all kinds of connectors.

An extremely flexible and cost-effective system of automatic and manual production offers you

- competitive pricing
- high quality with 100% electrical testing and certificaton on request
- printing on cables and connectors

**Please send your enquiry**





### SCSI 3 ⇔ SCSI 3 Cable, UL 2919

DSUB 68, HP, male ⇔ DSUB 68, HP, male
clip clip

UL 2919, twisted pair, triple shielding, 68-wire, molded hoods.



| | |
|---|---|
| AK 580/F-1 | 0,9 m |
| AK 580/F-2 | 2,0 m |

### SCSI 3 ⇔ SCSI 3 Cable, UL 2919

DSUB 68, HP, male ⇔ DSUB 68, HP, male
screw screw

UL 2919, twisted pair, triple shielding, 68-wire, molded hoods.



| | |
|---|---|
| AK 5800/F-1 | 0,9 m |
| AK 5800/F-2 | 2,0 m |

### SCSI 2 ⇔ SCSI 3 Cable, UL 2990

DSUB 50, HP, male ⇔ DSUB 68, HP, male
clip clip
***AK 5802***
DSUB 50, HP, male ⇔ DSUB 68, HP, male
screw screw

UL 2990, twisted pair, double shielding, 50-wire, molded hoods.



| | |
|---|---|
| AK 5801 | 0,9 m |
| AK 5802 | 0,9 m |

### SCSI 2 ⇔ SCSI 3 Cable, UL 2919

DSUB 50, HP, male ⇔ DSUB 68, HP, male
clip screw

UL 2919, twisted pair, triple shielding, 50-wire, molded hoods.



| | |
|---|---|
| AK 5812/F-1 | 0,9 m |
| AK 5812/F-2 | 2,0 m |

### SCSI 1 ⇔ SCSI 3 Cable, UL 2919

DSUB 25, SP, male ⇔ DSUB 68, HP, male
screw screw

UL2919, twisted pair, triple shielding, 25-wire, molded hoods, for ZIP drives.

| | |
|---|---|
| AK 441/F-1 | 0,9 m |
| AK 441/F-2 | 2,0 m |

### SCSI 2 ⇔ SCSI 2 Cable, UL 2919

DSUB 50, HP, male ⇔ DSUB 50, HP, male
clip clip

UL 2919, twisted pair, triple shielding, 50-wire, molded hoods.

| | |
|---|---|
| AK 579/F-1 | 0,9 m |
| AK 579/F-2 | 2,0 m |

### SCSI 2 ⇔ SCSI 2 Cable, UL 2919

DSUB 50, HP, male ⇔ DSUB 50, HP, male
screw screw

UL 2919, twisted pair, triple shielding, 50-wire, molded hoods.



| | |
|---|---|
| AK 5790/F-1 | 0,9 m |
| AK 5790/F-2 | 2,0 m |

### SCSI 2 ⇔ SCSI 2 Cable, UL 2990

DSUB 50, HP, male ⇔ DSUB 50, HP, male
clip clip

UL 2990, twisted pair, double shielding, 50-wire, molded hoods.



| | |
|---|---|
| AK 578 | 0,9 m |
| AK 579 | 3,0 m |



### SCSI 2 ⇔ SCSI 2 Cable, UL 2990

DSUB 50, HP, male ⇔ DSUB 50, HP, male
clip clip

UL 2990, twisted pair, double shielding, 50-wire, molded hoods.

| | |
|---|---|
| AK 578 | 0,9 m |
| AK 579 | 3,0 m |



### FAST SCSI 1 ⇔ SCSI 2 Cable, UL 2919

CENT 50, SP, male ⇔ DSUB 50, HP, male
clamp clip

UL 2919, twisted pair, triple shielding, 50-wire, molded hooods.

| | |
|---|---|
| AK 545/F-1 | 0,9 m |
| AK 545/F-2 | 2,0 m |

### SCSI 1 ⇔ SCSI 2 Cable, UL 2990

DSUB 25, SP, male ⇔ DSUB 50, HP, male
screw clip

UL 2990, twisted pair, double shielding, 25-wire, molded hoods, for ZIP drives.

| | |
|---|---|
| AK 438-1NEW | 0,9 m |
| AK 438-2NEW | 2,0 m |



### SCSI 1 ⇔ SCSI 2 Cable, UL 2990

CENT 50, SP, male ⇔ DSUB 50, HP, male
clamp clip

UL 2990, twisted pair, double shielding, 50-wire, molded hoods.

| | |
|---|---|
| AK 545 | 0,9 m |
| AK 545 2M | 2,0 m |



### Very High Density SCSI Cable, UL 20276

DSUB 68, HP, male ⇔ CENT 68, VHD, male
screw pitch 0.8 mm, screw

UL20276, twisted pair, double shiedling, 68-wire, molded hoods.

| | |
|---|---|
| AK 660 | 0,9 m |



### Very High Density SCSI Cable, UL 20276

DSUB 50, HP, male ⇔ CENT 68, VHD, male
clip pitch 0.8 mm, screw

UL20276, twisted pair, double shielding, 50-wire, molded hoods.

| | |
|---|---|
| AK 661 | 0,9 m |

# Hoods for D-Sub-connectors, snap-in lock

**Merkmale**

Zweiteiliges Kunststoffgehäuse aus Glasfaserverstärktem Material. Gerader Kabelausgang. Schnelle Montage durch Schnappverschluß.

Wahlweise mit kurzer Verriegelungsschraube oder Rändelschraube lieferbar.

**Features**

Two-pieces plastic housing of glass fiber reinforced material. Top cable exit. Quick assembly due to sprong loaded latches.

Optional with short attachement screws or knurled screws.

| | Dimensions | | |
|---|---|---|---|
| **No. of contacts** | **A** | **B** | **C** |
| 09 | 31.0 | 32.0 | 15.0 |
| 15 | 39.5 | 36.0 | 15.0 |
| 25 | 53.0 | 40.5 | 15.0 |

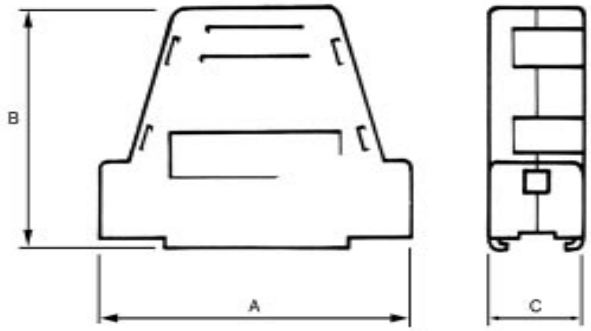


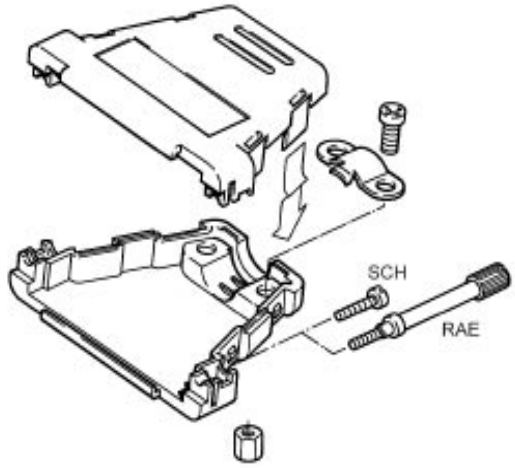


Bestellcode : ADT - x - x
Ordercode :

1. 2.

Bitte „x“ durch die unten geeignete Option ersetzen
Please replace „x“ with appropriate option listed below

1.

**Polzahl**
09, 15, 25

**No. of contacts**
09, 15, 25

2.

**Ausführung**
RAE -Rändelschrauben
SCH -Schlitzschrauben

**Version**
RAE -knurled screws
SCH -slotted screws

**Andere Ausführungen und Polzahlen auf Anfrage**

**Other versions and No. of contacts on request**

# SCSI 1.27mm, for PCB mounting, straight, UNC2-56



**Isolierkörper**
PBT, glasfaserverstärkt,
UL94V-0

**Insulators**
PBT, glass filled,
UL94V-0

**Kontakte**
Phosphor Bronze,
Selektiv Flash Gold über 30µ"
Nickel

**Contacts**
Phosphor bronze, Selective flash
gold over 30µ" nickel

**Isolationswiderstand**
500MΩ min.

**Insulations resistance**
500MΩ min.

**Spannungsfestigkeit**
250V AC für 1 Minute

**Dielectric voltage**
250V AC for 1 minute

**Kontaktwiderstand**
35mΩ max

**Contact resistance**
35mΩ max

**Betriebstemperaturbereich**
-55°C bis +105°C

**Operating temperature**
-55°C to +105°C

**Dimensions ( Buchse / Female )**

| No. of contacts | A | B | C | D | E |
|---|---|---|---|---|---|
| 50 | 30.48 | 34.70 | 41.77 | 32.48 | ------ |
| 68 | 41.91 | 46.13 | 63.88 | 57.91 | 49.63 |

68polig / 68poles

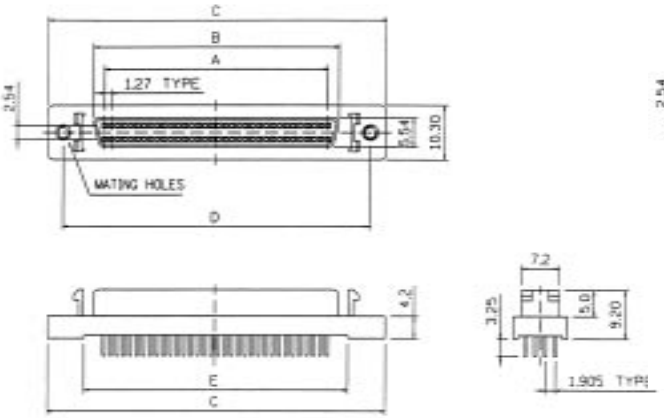


50polig / 50poles

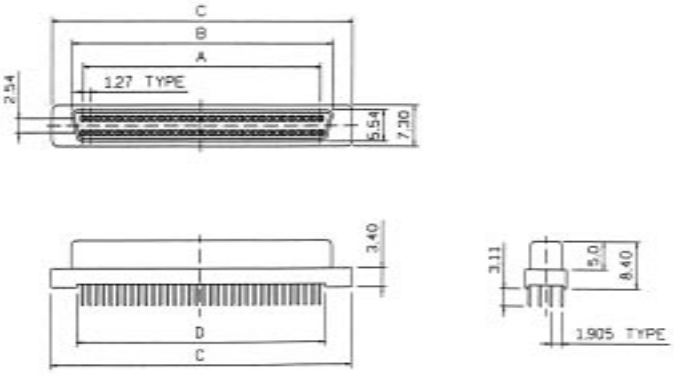


Bestellcode :
Ordercode :

**A - MDF - x - PP**

Bitte „x“ durch die unten geeignete Option ersetzen
Please replace „x“ with appropriate option listed below

1.

1.

| Polzahl | No. of contacts |
|---|---|
| 50, 68 | 50, 68 |
| **50-polig Gehäuse Kunststoff** | **50-poles shell plastic** |
| **68-polig Gehäuse vernickelt** | **68-poles nickel plated shell** |

**Isolierkörper**
PBT, glasfaserverstärkt,
UL94V-0

**Insulators**
PBT, glass filled,
UL94V-0

**Kontakte**
Phosphor Bronze,
Selektiv Flash Gold über 30µ"
Nickel

**Contacts**
Phosphor bronze,
Selective flash gold over 30µ"
nickel

**Isolationswiderstand**
500MΩ min.

**Insulations resistance**
500MΩ min.

**Spannungsfestigkeit**
250V AC für 1 Minute

**Dielectric voltage**
250V AC for 1 minute

**Kontaktwiderstand**
35mΩ max.

**Contact resistance**
35mΩ max

**Betriebstemperaturbereich**
-55°C bis +105°C

**Operating temperature**
-55°C to +105°C

**Flachbandkabel AWG28 auf S. 65**

**Flat Ribbon Cable AWG28 on page 65**

**Dimensions ( Buchse / Female )**

| No. of contacts | A | B | C | D | E | F | G | H |
|---|---|---|---|---|---|---|---|---|
| 50 | 30.48 | 40.07 | 52.45 | 37.87 | 34.70 | 35.67 | 37.77 | 46.48 |
| 68 | 41.91 | 51.50 | 63.88 | 49.30 | 46.13 | 47.10 | 49.20 | 57.91 |

**Kundenspezifische Kabelkonfektion möglich!**
**Customer designed cable assemblies available!**

**Dimensions ( Stecker / Male )**

| No. of contacts | A | B | C | D | E | F | G |
|---|---|---|---|---|---|---|---|
| 50 | 30.48 | 40.07 | 36.22 | 37.87 | 34.85 | 35.67 | 37.77 |
| 68 | 41.91 | 51.50 | 47.65 | 49.30 | 46.28 | 47.10 | 49.20 |

Buchse / Female

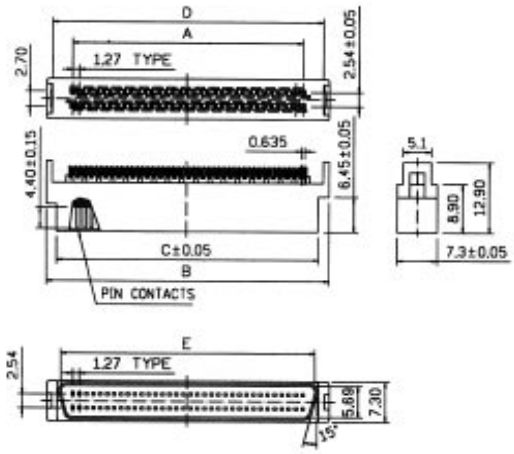


Stecker / Male

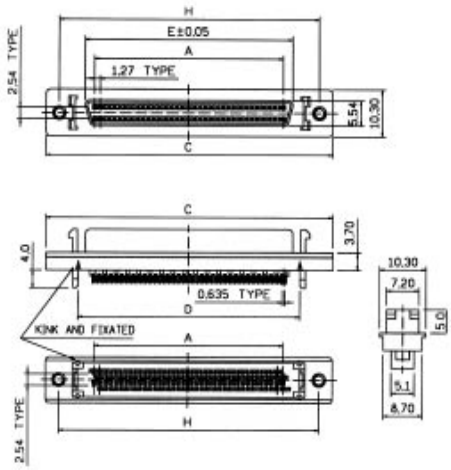


Bestellcode :
Ordercode :

| A | - | MD | - | x | - | x | - | IDC |
|---|---|---|---|---|---|---|---|---|

1. 2.

Bitte „x“ durch die unten geeignete Option ersetzen
Please replace „x“ with appropriate option listed below

1.

**Ausführung**
F -Buchse (Gehäuse vernickelt)
S -Stecker (Gehäuse Kunststoff)

**Version**
F -Female (nickel plated shell)
S -Male (housing plastic)

2.

**Polzahl**
50, 68

**No. of contacts**
50, 68

# DVI connectors, 90° angled, Female for PCB-mounting

**Isolierkörper**
Thermoplastik, UL94V-0

**Insulators**
Thermoplastic,UL94V-0

**Kontakte**
Phosphorbronze

**Contacts**
Phosphor bronze

**Gehäuse**
Stahl, Vernickelt

**Shell**
Steel, nickel plated

**Nennspannung**
40V max

**Rated voltage**
40V max.

**Nennstrom**
1.5A

**Current rating**
1.5A

**Spannungsfestigkeit**
500V AC / 1 Minute

**Dielectric voltage**
500V AC / 1 minute

**Isolationswiderstand**
1000MΩ min.

**Insulation resistance**
1000MΩ min.

**Betriebstemperaturbereich**
-20°C bis +85°C

**Operating temperature**
-20°C to +85°C

Analog/Digital

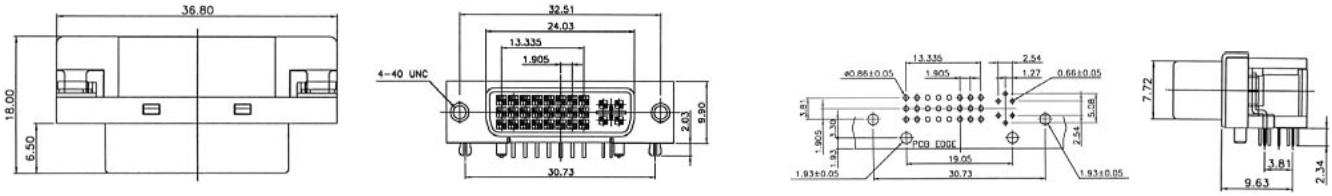


Digital

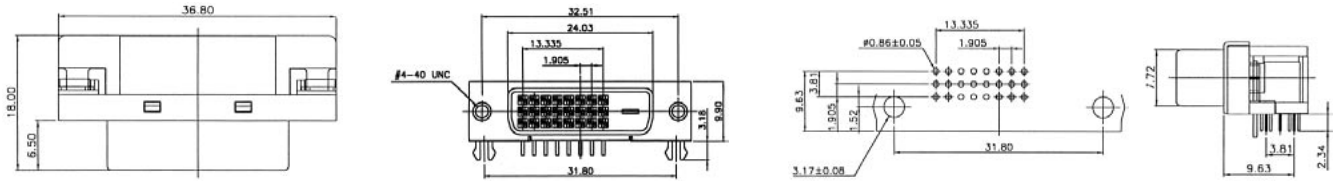


Bestellcode :
Ordercode :

**A - DVI - x**

Bitte „x“ durch die unten geeignete Option ersetzen
Please replace „x“ with appropriate option listed below

1.

1.

**Ausführung**
I -Buchse, Analog/Digital
D -Buchse, Digital

**Version**
I -Female, Analog/Digital
D -Female, Digital

**Adapter und Kabelkonfektionen auf Anfrage**

**Adaptors and Cable assemblies on request**

Die Elektromagnetische Verträglichkeit (EMV) ist zu einem ernstzunehmenden Problem für elektrische Anlagen geworden, so daß man neue Wege finden muß, dem negativen Einfluß elektromagnetischer Wellen zu begegnen.

Dies kann durch Integration einer Ferritplatte oder eines Kondensators erreicht werden.
Daher kann der herkömmliche D-SUB für die Leiterplattenmontage ohne Layout-Änderungen durch den Filter D-SUB ersetzt werden.

**Anwendungen:**
- Personalcomputer, Computerprodukte, Produkte und Peripherie-/Bedieneinheiten.
- Rauschunterdrückung auf Datenleitungen in Datenkommunikationseinheiten und anderen Digitalschaltungen

ASSMANN bietet deshalb ein großes Spektrum an gefilterten D-SUB´s an, sowohl mit Kondensator als auch mit Ferritplatte.

**Fragen Sie nach unserem Sortiment.**

Elektromagnetic wave interference for electric equipments has become a serious problem recently. The result is that we must find new ways to deal with the negative influence of electromagnetic waves.

By integrating a ferrite plate or capacitors, so the standard D-SUB for PCB-mounting can be substituted without changing the layout by a filtered D-SUB.

**Applications**
- Personal computer, computer-applied products and peripheral/terminal equipment
- countermeasures against normal-mode along data lines in data communictaion terminals and digital equipment

ASSMANN offers a big range of filtered D-SUB´s, as well as capacitor and ferrite core.

**Ask for our products.**

### Internal LVD 320 Terminator

DSUB 68-pin, HP, female.

LVD 320.

**AB LVD-320T** active

### Internal LVD 160 Terminator

DSUB 68-pin, HP, female.

LVD 160.

**AB LVD-160T** active



### Internal LVD 320 Terminator

IDC 68, female.

LVD/SE 320.

**AB INT320** active, LVD/SE



### Internal LVD 160 PASS THROUGH Terminator

IDC 68 female - IDC 68 male.

LVD/SE 320.

**AB INT320P** active, LVD/SE

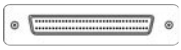

### External LVD 320 Terminator, with LED

DSUB 68-pin, HP, male, screw.

LVD/SE 320 with LED, active.

**AB EXT320** active, LVD/SE

### External LVD SCSI Terminator, with LED

DSUB 68-pin, HP, male, screw.

Active.

ready for DIGITUS BLISTER

**AB LVD-2** active

### Internal LVD SCSI Terminator

DSUB 68-pin, HP, female.

Active.

**AB LVD-3** active

### Internal SCSI 3 Terminator, active

DSUB 68, HP, female.

Single-ended, active.

**AB 774** active

### Internal SCSI 3 PASS-TROUGH-Terminator, active

DSUB 68-pin, HP, female ⇔ DSUB 68-pin, HP, male

Single-ended, active.

**AB 774MF** active

### External SCSI 3 Terminator

DSUB 68, HP, male.
Clip.

Single ended.

**AB 795** active

### External SCSI 3 Terminator

DSUB 68, HP, male.
Screw.

Single ended.

**AB 796-A/L** active,LED

### External SCSI 3 Terminator

DSUB 68, HP, male.
Screw.

***AB 7846-A*** = CENT 68, HP, male

Single ended.

**AB 7846-A** active,LED

### Internal SCSI 2 Terminator

50-pin, SP, Box header.

Single-ended.

**AB 770** active

### Internal SCSI 2 PASS-THROUGH-Terminator

50-pin, SP, box header ⇔ 50-pin, SP, socket connector

Single-ended.

**AB 772** active

### External SCSI 2 Terminator

DSUB 50, HP, male.
Clip.

Single-ended.

**AB 790** active



### External SCSI 2 Terminator, with LED

DSUB 50, HP, male.
Clip.

Single ended.

**AB 790-A/L** active



### External SCSI 1 Terminator

CENT 50, SP, male.
Clamp.

Single-ended.

**AB 784** active

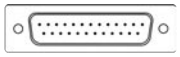

### External SCSI 1 Terminator

DSUB 25, SP, male.
Screw.

Single-ended, active.

**AB 780** active



### External Very High Density SCSI Adapter

DSUB 68, HP, female ⇔ CENT 68, VHD 0,8 mm, male
Clip Block Screw

**AB 08-2** active


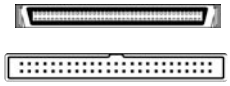

### SCA Adapter, Internal

Internal 1: SCA CENT 80-pin, HP, female
Internal 2: 50-pin box header

With 4-pin power supply plug and ID connector.

**AB SCA-1** active

### SCA Adapter, Internal

Internal 1: SCA CENT 80-pin, HP, female
Internal 2: DSUB 68-pin, HP, female

With 4-pin power supply plug and ID connector.

**AB SCA-2** active

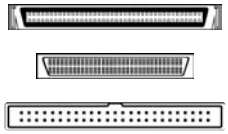

### SCA MULTI Adapter, Internal, with Termination

Internal 1: SCA CENT 80-pin, HP, female
Internal 2: 50-pin box header
Internal 3: DSUB 68-pin, HP, female

With 4-pin power supply plug and ID connector.

**AB SCA-3** active



### SCA Adapter, Internal, with LVD / SE Termination

Internal 1: SCA CENT 80-pin, HP, female
Internal 2: DSUB 68-pin, HP, female

With 4-pin power supply plug and ID connector, LVD / SE.

**AB SCA-2LVD** active

### SCA, LVD / SE Adapter, Internal, with LVD / SE Termination

Internal 1: SCA CENT 80-pin, HP, female
Internal 2: 50-pin box header
Internal 3: DSUB 68-pin, HP, female

With 4-pin power supply plug and ID connector, LVD / SE.

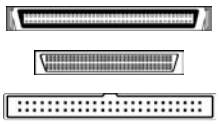



**AB SCA-3LVD** active

### SCA 2, LVD 160 Adapter Internal, with LVD / SE Termination

SCA 2, 80-pin, female to IDC 68, female.
With 4-pin power supply plug and ID connector.

LVD / SE.



**AB SCA-160** active

### Internal SCSI Adapter

50-pin socket connector, SP ⇔DSUB 68-pin, HP, female.

PCB version.

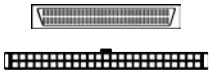



**AB 845**

### Internal Mini SCSI Adapter

50-pin socket connector, SP ⇔
DSUB 68-pin, HP, female

Molded version.

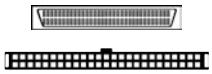

**AB 845/MOLDED**

### IInternal Mini SCSI Adapter

50-pin box header, SP ⇔ DSUB 68-pin, HP, male

Molded mini version.

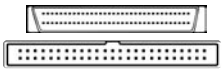

**AB 844/MOLDED**

### Internal Mini SCSI Adapter, in Plastic Housing, Angled 90°, Terminated

50-pin box header, SP ⇔ DSUB 68-pin, HP, male

With active termination for “high bits”, 90° angled version.

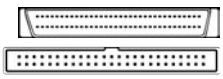

**AB 844/TERM** active

### External SCSI 1 ⇔ SCSI 2 Adapter

CENT, 50, SP, male ⇔ DSUB 50, HP, female
clamp clip

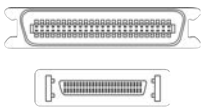

**AB 874**

### External SCSI 1 ⇔ SCSI 2 Adapter

DSUB 25, SP, female ⇔ DSUB 50, HP, male
screw clip



**AB 876**

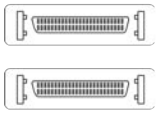

### External SCSI 2 ⇔ SCSI 2 Adapter

DSUB 50, HP, female ⇔ DSUB 50, HP, female
clip clip

**AB 871**

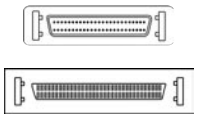

### Externer SCSI 2 ⇔ SCSI 3 Adapter

DSUB 50, HP, male ⇔ DSUB 68, HP, female
Clip Clip Block

**AB 885-M/F**

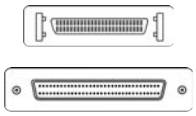

### External SCSI 2 ⇔ SCSI 3 Adapter

DSUB 50, HP, female ⇔ DSUB 68, HP, male
clip block screw

ready for DIGITUS BLISTER

**AB 885-F/M**

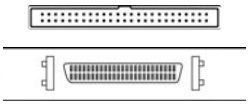

### SCSI Adapter Internal ⇔ External, on Slot Bracket

Internal: 50-pin box header, SP
⇔
External: DSUB 50-pin, HP, female on slot bracket
clip fastening

**AB 848**

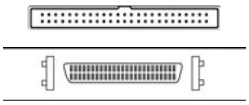

### SCSI Adapter Internal ⇔ External, on Slot Bracket

Internal: 50-pin box header, SP
⇔
External: DSUB 50-pin, HP, female on slot bracket
clip fastening

With active terminator.

**AB 847/TERM** aktiv

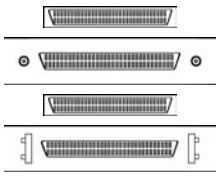

### SCSI Adapter, Internal ⇔ External, on Slot Bracket

***AB 842:*** Internal: DSUB 68-pin, HP, female
External: DSUB 68-pin, HP, female
slot bracket, screw fastening

***AB 843:*** Internal: DSUB 68-pin, HP, female
External: DSUB 68-pin, HP, female,
slot bracket, clip fastening

**AB 842**
**AB 843**

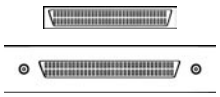

### SCSI UW Adapter Internal ⇔ External, on Slot Bracket, with SCSI UW Cable Extension

Internal: DSUB 68-pin, HP, female
with 30 cm SCSI UW cable
⇔
External: DSUB 68-pin, HP, female on slot bracket

**AB LVDIE**

### CISCO V.35(M) ⇔ Molex 60(M) Router Cable

V.35, male ⇔ Molex 60, male
Length 3 m
Cable color blue-green
Cable cross section AWG 28
V.35 / DTE cable for CISCO 1600, 2500, 3600, 4000 and 7000
UL 2919, UL 2464,
Other CISCO cables on request.



**ACAB-V35MT** 3,0 m

### CISCO V.35(F) ⇔ Molex 60(M) Router Cable

V.35, female ⇔ Molex 60, male
Length 3 m
Cable color blue-green
Cable cross section AWG 28
V.35 / DTE cable for CISCO 1600, 2500, 3600, 4000 and 7000
UL 2919, UL 2464
Other CISCO cables on request.



**ACAB-V35FC** 3,0 m

### CISCO DSUB 15(M) ⇔ Molex 60(M) Router Cable

DSUB 15, male ⇔ Molex 60, male
Length 3 m, Cable color blue-green
Cable cross section AWG 28
X.21 / DTE cable for CISCO 2500, 3600, 4000 and 7000
UL 2919, UL 2464
Other CISCO cables on request.



**ACAB-X21MT** 3,0 m

### CISCO DSUB 15(F) ⇔ Molex 60(M) Router Cable

DSUB 15, female ⇔ Molex 60, male
Length 3 m, Cable color blue-green
Cable cross section AWG 28
X.21 / DTE cable for CISCO 2500, 3600, 4000 and 7000
UL 2919, UL 2464
Other CISCO cables on request.

**ACAB-X21FC** 3,0 m

### CISCO DSUB 25(F) ⇔ Molex 60(M) Router Cable

DSUB 25, female ⇔ Molex 60, male
Length 3 m; Cable color blue-green
Cable cross section AWG 28
RS232 / DTE cable for CISCO 1600, 2500, 3600, 4000 and 7000
UL 2919, UL 2464
Other CISCO cables on request.



**ACAB-232FC** 3,0 m

### CISCO DSUB 25(M) ⇔ Molex 60(M) Router Cable

DSUB 25, male ⇔ Molex 60, male
Length 3 m; Cable color blue-green
Cable cross section AWG 28
RS232 / DTE cable for CISCO 1600, 2500, 3600, 4000 and 7000
UL 2919, UL 2464
Other CISCO cables on request.



**ACAB-232MT** 3,0 m

### CISCO DSUB 37(M) ⇔ Molex 60(M) Router Cable

DSUB 37, male ⇔ Molex 60, male
Length 3 m; Cable color blue-green
Cable cross section AWG 28
RS232 / DTE cable for CISCO 1600, 2500, 3600, 4000 and 7000
UL 2919, UL 2464
Other CISCO cables on request.

**ACAB-449MT** 3,0 m

### CISCO DSUB 37(F) ⇔ Molex 60(M) Router Cable

DSUB 37, female ⇔ Molex 60, male
Length 3m; Cable color blue-green
Cable cross section AWG 28
RS232 / DTE cable for CISCO 1600, 2500, 3600, 4000 and 7000
UL 2919, UL 2464
Other CISCO cables on request.



**ACAB-449FC** 3,0 m

## ST to ST, Multimode, simplex

ST to ST male.
Ethernet up to 1 Gbit, fibre class OM 2 (**50/125µm**).
Ethernet up to 1 Gbit, fibre class OM 1 (**62.5/125µm**).
Individually packaged, with test report.
Standard lengths available quickly, prices on request.
**The "5" in the art. no. stands for 50/125µm fibre, the "6" in the art. no. stands 62.5/125µm fibre.**

| | |
|---|---|
| AL-5ST-01I | 1 m |
| AL-5ST-02I | 2 m |
| AL-5ST-03I | 3 m |
| AL-5ST-05I | 5 m |
| AL-6ST-01I | 1 m |
| AL-6ST-02I | 2 m |
| AL-6ST-03I | 3 m |
| AL-6ST-05I | 5 m |



## SC to SC, Multimode, Simplex

SC to SC male.
Ethernet up to 1 Gbit, fibre class OM 2 (**50/125µm**).
Ethernet up to 1 Gbit, fibre class OM 1 (**62.5/125µm**).
Individually packaged, with test report.
Standard lengths available quickly, prices on request.
**The "5" in the art. no. stands for 50/125µm fibre, the "6" in the art. no. stands 62.5/125µm fibre.**

| | |
|---|---|
| AL-5SC-01I | 1 m |
| AL-5SC-02I | 2 m |
| AL-5SC-03I | 3 m |
| AL-5SC-05I | 5 m |
| AL-6SC-01I | 1 m |
| AL-6SC-02I | 2 m |
| AL-6SC-03I | 3 m |
| AL-6SC-05I | 5 m |

## LC to LC, Multimode, Simplex

LC to LC male.
Ethernet up to 1 Gbit, fibre class OM 2 (**50/125µm**).
Ethernet up to 1 Gbit, fibre class OM 1 (**62.5/125µm**).
Individually packaged, with test report.
Standard lengths available quickly, prices on request.
**The "5" in the art. no. stands for 50/125µm fibre, the "6" in the art. no. stands 62.5/125µm fibre thickness.**

| | |
|---|---|
| AL-5LC-01I | 1 m |
| AL-5LC-02I | 2 m |
| AL-5LC-03I | 3 m |
| AL-5LC-05I | 5 m |
| AL-6LC-01I | 1 m |
| AL-6LC-02I | 2 m |
| AL-6LC-03I | 3 m |
| AL-6LC-05I | 5 m |

## ST to ST, Multimode, Duplex

ST to ST male.
Ethernet up to 1 Gbit, fibre class OM 2 (**50/125µm**).
Ethernet up to 1 Gbit, fibre class OM 1 (**62.5/125µm**).
Individually packaged, with test report.
Standard lengths available quickly, prices on request.
**The "5" in the art. no. stands for 50/125µm fibre, the "6" in the art. no. stands 62.5/125µm fibre.**

| | |
|---|---|
| AL-5STST-01I | 1 m |
| AL-5STST-02I | 2 m |
| AL-5STST-03I | 3 m |
| AL-5STST-05I | 5 m |
| AL-6STST-01I | 1 m |
| AL-6STST-02I | 2 m |
| AL-6STST-03I | 3 m |
| AL-6STST-05I | 5 m |



## SC to SC, Multimode, Duplex

SC to SC male.
Ethernet up to 1 Gbit, fibre class OM 2 (**50/125µm**).
Ethernet up to 1 Gbit, fibre class OM 1 (**62.5/125µm**).
Individually packaged, with test report.
Standard lengths available quickly, prices on request.
**The "5" in the art. no. stands for 50/125µm fibre, the "6" in the art. no. stands 62.5/125µm fibre.**

| | |
|---|---|
| AL-5SCSC-01I | 1 m |
| AL-5SCSC-02I | 2 m |
| AL-5SCSC-03I | 3 m |
| AL-5SCSC-05I | 5 m |
| AL-6SCSC-01I | 1 m |
| AL-6SCSC-02I | 2 m |
| AL-6SCSC-03I | 3 m |
| AL-6SCSC-05I | 5 m |



## LC to LC, Multimode, Duplex

LC to LC male.
Ethernet up to 1 Gbit, fibre class OM 2 (**50/125µm**).
Ethernet up to 1 Gbit, fibre class OM 1 (**62.5/125µm**).
Individually packaged, with test report.
Standard lengths available quickly, prices on request.
**The "5" in the art. no. stands for 50/125µm fibre, the "6" in the art. no. stands 62.5/125µm fibre.**

| | |
|---|---|
| AL-5LCLC-01I | 1 m |
| AL-5LCLC-02I | 2 m |
| AL-5LCLC-03I | 3 m |
| AL-5LCLC-05I | 5 m |
| AL-6LCLC-01I | 1 m |
| AL-6LCLC-02I | 2 m |
| AL-6LCLC-03I | 3 m |
| AL-6LCLC-05I | 5 m |

## MTRJ to MTRJ, Multimode, Duplex

MTRJ to MTRJ male.
Ethernet up to 1 Gbit, fibre class OM 2 (**50/125µm**).
Ethernet up to 1 Gbit, fibre class OM 1 (**62.5/125µm**).
Individually packaged, with test report.
Standard lengths available quickly, prices on request.
**The "5" in the art. no. stands for 50/125µm fibre, the "6" in the art. no. stands 62.5/125µm fibre.**

| | |
|---|---|
| AL-5MTRJMTRJ-01I | 1 m |
| AL-5MTRJMTRJ-02I | 2 m |
| AL-5MTRJMTRJ-03I | 3 m |
| AL-5MTRJMTRJ-05I | 5 m |
| AL-6MTRJMTRJ-01I | 1 m |
| AL-6MTRJMTRJ-02I | 2 m |
| AL-6MTRJMTRJ-03I | 3 m |
| AL-6MTRJMTRJ-05I | 5 m |

## ST to SC, Multimode, Duplex

ST to SC male.
Ethernet up to 1 Gbit, fibre class OM 2 (**50/125µm**).
Ethernet up to 1 Gbit, fibre class OM 1 (**62.5/125µm**).
Individually packaged, with test report.
Standard lengths available quickly, prices on request.
**The "5" in the art. no. stands for 50/125µm fibre, the "6" in the art. no. stands 62.5/125µm fibre.**

| | |
|---|---|
| AL-5STSC-01I | 1 m |
| AL-5STSC-02I | 2 m |
| AL-5STSC-03I | 3 m |
| AL-5STSC-05I | 5 m |
| AL-6STSC-01I | 1 m |
| AL-6STSC-02I | 2 m |
| AL-6STSC-03I | 3 m |
| AL-6STSC-05I | 5 m |

## LC to SC, Multimode, Duplex

| | |
|---|---|
| AL-5LCSC-01I | 1 m |
| AL-5LCSC-02I | 2 m |
| AL-5LCSC-03I | 3 m |
| AL-5LCSC-05I | 5 m |
| AL-6LCSC-01I | 1 m |
| AL-6LCSC-02I | 2 m |
| AL-6LCSC-03I | 3 m |
| AL-6LCSC-05I | 5 m |

LC to SC male.
Ethernet up to 1 Gbit, fibre class OM 2 (**50/125µm**).
Ethernet up to 1 Gbit, fibre class OM 1 (**62.5/125µm**).
Individually packaged, with test report.
Standard lengths available quickly, prices on request.
**The "5" in the art. no. stands for 50/125µm fibre, the "6" in the art. no. stands 62.5/125µm fibre.**

## LC to ST, Multimode, Duplex

| | |
|---|---|
| AL-5LCST-01I | 1 m |
| AL-5LCST-02I | 2 m |
| AL-5LCST-03I | 3 m |
| AL-5LCST-05I | 5 m |
| AL-6LCST-01I | 1 m |
| AL-6LCST-02I | 2 m |
| AL-6LCST-03I | 3 m |
| AL-6LCST-05I | 5 m |

LC to ST male.
Ethernet up to 1 Gbit, fibre class OM 2 (**50/125µm**).
Ethernet up to 1 Gbit, fibre class OM 1 (**62.5/125µm**).
Individually packaged, with test report.
Standard lengths available quickly, prices on request.
**The "5" in the art. no. stands for 50/125µm fibre, the "6" in the art. no. stands 62.5/125µm fibre.**

## MTRJ to SC, Multimode, Duplex

| | |
|---|---|
| AL-5MTRJSC-01I | 1 m |
| AL-5MTRJSC-02I | 2 m |
| AL-5MTRJSC-03I | 3 m |
| AL-5MTRJSC-05I | 5 m |
| AL-6MTRJSC-01I | 1 m |
| AL-6MTRJSC-02I | 2 m |
| AL-6MTRJSC-03I | 3 m |
| AL-6MTRJSC-05I | 5 m |

MTRJ to SC male.
Ethernet up to 1 Gbit, fibre class OM 2 (**50/125µm**).
Ethernet up to 1 Gbit, fibre class OM 1 (**62.5/125µm**).
Individually packaged, with test report.
Standard lengths available quickly, prices on request.
**The "5" in the art. no. stands for 50/125µm fibre, the "6" in the art. no. stands 62.5/125µm fibre.**



## MTRJ to ST, Multimode, Duplex

| | |
|---|---|
| AL-5MTRJST-01I | 1 m |
| AL-5MTRJST-02I | 2 m |
| AL-5MTRJST-03I | 3 m |
| AL-5MTRJST-05I | 5 m |
| AL-6MTRJST-01I | 1 m |
| AL-6MTRJST-02I | 2 m |
| AL-6MTRJST-03I | 3 m |
| AL-6MTRJST-05I | 5 m |

MTRJ to ST male.
Ethernet up to 1 Gbit, fibre class OM 2 (**50/125µm**).
Ethernet up to 1 Gbit, fibre class OM 1 (**62.5/125µm**).
Individually packaged, with test report.
Standard lengths available quickly, prices on request.
**The "5" in the art. no. stands for 50/125µm fibre, the "6" in the art. no. stands 62.5/125µm fibre.**

## SC to SC, Monomode, Simplex

| | |
|---|---|
| AL-9SC-01I | 1 m |
| AL-9SC-02I | 2 m |
| AL-9SC-03I | 3 m |
| AL-9SC-05I | 5 m |

SC to SC male.
9/125µm fibre.
Individually packaged, with test report.
Standard lengths available quickly, prices on request.



## ST to ST, Monomode, Simplex

| | |
|---|---|
| AL-9ST-01I | 1 m |
| AL-9ST-02I | 2 m |
| AL-9ST-03I | 3 m |
| AL-9ST-05I | 5 m |

ST to ST male.
9/125µm fibre.
Individually packaged, with test report.
Standard lengths available quickly, prices on request.

## SC to SC, Monomode, Duplex

| | |
|---|---|
| AL-9SCSC-01I | 1 m |
| AL-9SCSC-02I | 2 m |
| AL-9SCSC-03I | 3 m |
| AL-9SCSC-05I | 5 m |

SC to SC male.
9/125µm fibre.
Individually packaged, with test report.
Standard lengths available quickly, prices on request.



## ST to ST, Monomode, Duplex

| | |
|---|---|
| AL-9STST-01I | 1 m |
| AL-9STST-02I | 2 m |
| AL-9STST-03I | 3 m |
| AL-9STST-05I | 5 m |

ST to ST male.
9/125µm fibre.
Individually packaged, with test report.
Standard lengths available quickly, prices on request.

## ST to SC, Monomode, Duplex

ST auf SC male.
9/125µm fibre.
Individually packaged, with test report.
Standard lengths available quickly, prices on request.

| | |
|---|---|
| AL-9STSC-01I | 1 m |
| AL-9STSC-02I | 2 m |
| AL-9STSC-03I | 3 m |
| AL-9STSC-05I | 5 m |

### The possible link lengths for fibre optic categories OM 2 and OM 3

| Fibre class OM 2 | |
|---|---|
| | Link length |
| 10 Gigabit Ethernet | 84m |
| 1 Gigabit Ethernet | 550m |
| 100 Mbit/s Ethernet | 2000m |

| Fibre class OM 3 | |
|---|---|
| | Link length |
| 10 Gigabit Ethernet | 300m |
| 1 Gigabit Ethernet | 900m |
| 100 Mbit/s Ethernet | 2000m |

## ST to ST, Multimode, Simplex

ST to ST male.
Ethernet up to 1 Gbit, fibre class OM 2 (**50/125µm**).
Ethernet up to 1 Gbit, fibre class OM 1 (**62.5/125µm**).
Individually packaged, with test report.
Standard lengths available quickly, prices on request.

| | |
|---|---|
| AL-5ST-01/3I | 1 m |
| AL-5ST-02/3I | 2 m |
| AL-5ST-03/3I | 3 m |
| AL-5ST-05/3I | 5 m |

## SC to SC, Multimode, Simplex

SC to SC male.
Ethernet up to 10 Gbit, fibre class OM 3.
Individually packaged, with test report.
Fibre **50/125µm.**
Standard lengths available quickly, prices on request.

| | |
|---|---|
| AL-5SC-01/3I | 1 m |
| AL-5SC-02/3I | 2 m |
| AL-5SC-03/3I | 3 m |
| AL-5SC-05/3I | 5 m |



## LC to LC, Multimode, Simplex

LC to LC male.
Ethernet up to 10 Gbit, fibre class OM 3.
Individually packaged, with test report.
Fibre **50/125µm.**
Standard lengths available quickly, prices on request.

| | |
|---|---|
| AL-5LC-01/3I | 1 m |
| AL-5LC-02/3I | 2 m |
| AL-5LC-03/3I | 3 m |
| AL-5LC-05/3I | 5 m |

## ST to ST, Multimode, Duplex

ST to ST male.
Ethernet up to 10 Gbit, fibre class OM 3.
Individually packaged, with test report.
Fibre **50/125µm.**
Standard lengths available quickly, prices on request.

| | |
|---|---|
| AL-5STST-01/3I | 1 m |
| AL-5STST-02/3I | 2 m |
| AL-5STST-03/3I | 3 m |
| AL-5STST-05/3I | 5 m |



## SC to SC, Multimode, Duplex

SC to SC male.
Ethernet up to 10 Gbit, fibre class OM 3.
Individually packaged, with test report.
Fibre **50/125µm.**
Standard lengths available quickly, prices on request.

| | |
|---|---|
| AL-5SCSC-01/3I | 1 m |
| AL-5SCSC-02/3I | 2 m |
| AL-5SCSC-03/3I | 3 m |
| AL-5SCSC-05/3I | 5 m |



## LC to LC, Multimode, Duplex

LC to LC male.
Ethernet up to 10 Gbit, fibre class OM 3.
Individually packaged, with test report.
Fibre **50/125µm.**
Standard lengths available quickly, prices on request.

| | |
|---|---|
| AL-5LCLC-01/3I | 1 m |
| AL-5LCLC-02/3I | 2 m |
| AL-5LCLC-03/3I | 3 m |
| AL-5LCLC-05/3I | 5 m |

### ST Fibre Pigtail, Multimode, Simplex

ST male, individually packaged.
With test report.
Ethernet up to 1 Gbit, fibre class OM 2 (**50/125µm**).
Ethernet up to 1 Gbit, fibre class OM 1 (**62.5/125µm**).
All lengths available quickly, prices on request.



| | |
|---|---|
| **AL-5FPST-02I** | 50 / 125µm, 2 m |
| **AL-6FPST-02I** | 62,5 / 125µm, 2 m |

### SC Fibre Pigtail, Multimode, Simplex

SC male, individually packaged.
With test report.
Ethernet up to 1 Gbit, fibre class OM 2 (**50/125µm**).
Ethernet up to 1 Gbit, fibre class OM 1 (**62.5/125µm**).
All lengths available quickly, prices on request.

| | |
|---|---|
| **AL-5FPSC-02I** | 50 / 125µm, 2 m |
| **AL-6FPSC-02I** | 62,5 / 125µm, 2 m |

### LC Fibre Pigtail, Multimode, Simplex

LC male, individually packaged.
With test report.
Ethernet up to 1 Gbit, fibre class OM 2 (**50/125µm**).
Ethernet up to 1 Gbit, fibre class OM 1 (**62.5/125µm**).
All lengths available quickly, prices on request.



| | |
|---|---|
| **AL-5FPLC-02I** | 50 / 125µm, 2 m |
| **AL-6FPLC-02I** | 62,5 / 125µm, 2 m |

### ST Fibre Pigtail, Multimode, Simplex

ST male, individually packaged.
With test report.
Ethernet up to 10 Gbit, fibre class OM 3.
All lengths available quickly, prices on request.



| | |
|---|---|
| **AL-5FPST-02/3I** | 50 / 125µm, 2 m |
| **AL-6FPST-02/3I** | 62,5 / 125µm,2 m |

### SC Fibre Pigtail, Multimode, Simplex

SC male, individually packaged.
With test report.
Ethernet up to 10 Gbit, fibre class OM 3.
All lengths available quickly, prices on request.

| | |
|---|---|
| **AL-5FPSC-02/3I** | 50 / 125µm, 2 m |
| **AL-6FPSC-02/3I** | 62,5 / 125µm, 2 m |

### LC Fibre Pigtail, Multimode, Simplex

LC male, individually packaged.
With test report.
Ethernet up to 10 Gbit, fibre class OM 3.
All lengths available quickly, prices on request.



| | |
|---|---|
| **AL-5FPLC-02/3I** | 50 / 125µm, 2 m |

## Fiber Optic Simplex and Duplex Indoor Cable for Direct Connector Assembly

The simplex and duplex cable can be used for direct connector assembly. Because of its small diameter and high flexibility, it is most suitable as patch cable in distribution plants and for connection of terminal devices. Delivered cut-to-length according to customer specifications, minimum 100 meters.

- I-VH... (simplex) and I-VH 2x1 (duplex), halogen-free.
- Structure: The cable core is available as compact fiber with non-metal strain relief elements (Aramid), the cable sheathing consists of halogen-free, flame-resistant material, sheathing color yellow.
- The cable is also available in other sheathing colors and completely assembled.

| | |
|---|---|
| **AL-5SIM-100** | Simplex Indoor Cable, 50 / 125µm |
| **AL-6SIM-100** | Simplex Indoor Cable, 62,5 / 125µm |
| **AL-5DUP-100** | Duplex Indoor Cable, 50 / 125µm |
| **AL-6DUP-100** | Duplex Indoor Cable, 62,5 / 125µm |

## Fiber Optic Mini-Breakout Cable

Metal-free cable for direct connector assembly. Because of its small diameter, it is most suitable for cabling of workstations. Delivered cut-to-length according to customer specifications, minimum 100 meters.

- I-VH n..., halogen-free.
- Structure: The cable core is available as compact fiber and full fiber, with non-metallic strain relief elements (Aramid), the cable sheating consists of halogen-free, flame-resistant material, sheathing color yellow, **also available with 2, 6, 8 or 12 fibers**.
- The cable is also available in other sheating colors and completely assembled.

| | |
|---|---|
| **AL-5MBO4-100** | Mini-Breakout, 50 / 125µm, 4 Fibers |
| **AL-6MBO4-100** | Mini-Breakout, 62.5 / 125µm,4 Fibers |

## Fiber Optic Breakout Cable

Designed for direct connector assembly. Because of its robust construction, it is very suitable for installation in the rising and horizontal areas of an in-house cable network. Delivered cut-to-length according to customer specifications, minimum 100 meters.

- I-VHH n..., halogen-free.
- Structure: The cable core is available as compact fiber and full fiber, with non-metallic strainrelief elements (Aramid), flame-resistant single sheating, color yellow, outer cable sheathing of halogen-free, flame-resistant material, color yellow, **also available with 2, 6, 10, 16, 20 and 24 fibers**.
- The cable is also available in other sheathing colors and completely assembled.

| | |
|---|---|
| **AL-5OUT4-100** | Break-Out, 50 / 125µm, 4 Fibers |
| **AL-5OUT8-100** | Break-Out, 50 / 125µm, 8 Fibers |
| **AL-5OUT12-100** | Break-Out, 50 / 125µm, 12 Fibers |
| **AL-6OUT4-100** | Break-Out, 62,5 / 125µm, 4 Fibers |
| **AL-6OUT8-100** | Break-Out, 62,5 / 125µm, 8 Fibers |
| **AL-6OUT12-100** | Break-Out, 62,5 / 125µm, 12 Fibers |

## Fiber Optic Outdoor Cable with Rodent Protection

Lightweight, metal-free cable with small outer diameter. To be installed in pipes, cable channels or directly into the earth. Delivered cut-to-length according to customer specifications.

- A-DQ(ZN)B2Y.
- Structure: Central bundled fiber with max. 24 fibers, non-metallic strain relief elements and rodent protection with additional layer of glass elements, cable sheating of PE material, **also available with 2, 6, 10, 16, 20, 24 and 48 fibers**.
- The cable is also available in other sheathing colors and completely assembled.

| | |
|---|---|
| **AL-5AN4-100** | Outdoor cable with rodent protection, 50 / 125µm, 4 Fibers |
| **AL-5AN8-100** | Outdoor cable with rodent protection, 50 / 125µm, 8 Fibers |
| **AL-5AN12-100** | Outdoor cable with rodent protection, 50 / 125µm, 12 Fibers |
| **AL-6AN4-100** | Outdoor cable with rodent protection, 62,5 / 125µm, 4 Fibers |
| **AL-6AN8-100** | Outdoor cable with rodent protection, 62,5 / 125µm, 8 Fibers |
| **AL-6AN12-100** | Outdoor cable with rodent protection, 62,5 / 125µm, 12 Fibers |

### Breakout Adapter Cable, Assembled

2 x ST ⇔ 2 x ST or 2 x SC ⇔ 2 x SC male with ceramic ferrule

• Individually packaged.
• With test report.

All lengths available quickly, prices on request.

| | | |
|---|---|---|
| **AL-5BOST2-01** | 1 m | 50 / 125 µm, 2 x ST |
| **AL-6BOST2-01** | 1 m | 62,5 / 125 µm, 2 x ST |
| **AL-5BOSC2-01** | 1 m | 50 / 125 µm, 2 x SC |
| **AL-6BOSC2-01** | 1 m | 62,5 / 125 µm, 2 x SC |

### Breakout Adapter Cable, Assembled

4 x ST ⇔ 4 x ST or 4 x SC ⇔ 4 x SC male with ceramic ferrule

• Individually packaged.
• With test report.

All lengths available quickly, prices on request.

| | | |
|---|---|---|
| **AL-5BOST4-01** | 1 m | 50 / 125 µm, 4 x ST |
| **AL-6BOST4-01** | 1 m | 62,5 / 125 µm, 4 x ST |
| **AL-5BOSC4-01** | 1 m | 50 / 125 µm, 4 x SC |
| **AL-6BOSC4-01** | 1 m | 62,5 / 125 µm, 4 x SC |

### Breakout Adapter Cable, Assembled

8 x ST ⇔ 8 x ST or 8 x SC ⇔ 8 x SC male with ceramic ferrule

• Individually packaged.
• With test report.

All lengths available quickly, prices on request.

| | | |
|---|---|---|
| **AL-5BOST8-01** | 1 m | 50 / 125 µm, 8 x ST |
| **AL-6BOST8-01** | 1 m | 62,5 / 125 µm, 8 x ST |
| **AL-5BOSC8-01** | 1 m | 50 / 125 µm, 8 x SC |
| **AL-6BOSC8-01** | 1 m | 62,5 / 125 µm, 8 x SC |

### Breakout Adapter Cable, Assembled

12 x ST ⇔ 12 x ST or 12 x SC ⇔ 12 x SC with ceramic ferrule

• Individually packaged.
• With test report.

All lengths available quickly, prices on request.

| | | |
|---|---|---|
| **AL-5BOST12-01** | 1 m | 50 / 125 µm, 12 x ST |
| **AL-6BOST12-01** | 1 m | 62,5 / 125 µm, 12 x ST |
| **AL-5BOSC12-01** | 1 m | 50 / 125 µm, 12 x SC |
| **AL-6BOSC12-01** | 1 m | 62,5 / 125 µm, 12 x SC |

## ST Fiber Optic Cable System with Feeding Assistance, Breakout Cable, Halogen-Free



- ST to ST connectors, breakout cable, halogen-free, I-V(ZN)H-H.
- Primary coated fibers in compact hollow core.
- Kevlar coating for strain relief, two halogen-free outer sheathings.
- Tensile force 300N, attenuation values for 50 and 62.5 µm at 1300nm: max. 1.3 dB/km.
- **All other standard connectors and lengths available, assembly of 2 to 96 connectors possible.**

| | |
|---|---|
| **AL-5BST4-01** | 4 x ST ⇔ 4 x ST, 50 / 125µm, 1,0 m |
| **AL-5BST8-01** | 8 x ST ⇔ 8 x ST, 50 / 125µm, 1,0 m |
| **AL-5BST12-01** | 12 x ST ⇔ 12 x ST, 50 / 125µm, 1,0 m |
| **AL-6BST4-01** | 4 x ST ⇔ 4 x ST, 62,5 / 125µm, 1,0 m |
| **AL-6BST8-01** | 8 x ST ⇔ 8 x ST, 62,5 / 125µm, 1,0 m |
| **AL-6BST12-01** | 12 x ST ⇔ 12 x ST, 62,5 / 125µm, 1,0 m |

## SC Fiber Optic Cable System with Feeding Assistance, Breakout Cable, Halogen-Free

- SC to SC connectors, breakout cable, halogen-free, I-V(ZN)H-H.
- Primary coated fibers in compact hollow core.
- Kevlar coating for strain relief, two halogen-free outer sheathings.
- Tensile force 300N, attenuation values for 50 and 62.5 µm at 1300nm: max. 1.3 dB/km.
- **All other standard connectors and lengths available, assembly of 2 to 96 connectors possible.**

| | |
|---|---|
| **AL-5BSC4-01** | 4 x SC ⇔ 4 x SC, 50 / 125µm, 1,0 m |
| **AL-5BSC8-01** | 8 x SC ⇔ 8 x SC, 50 / 125µm, 1,0 m |
| **AL-5BSC12-01** | 12 x SC ⇔ 12 x SC, 50 / 125µm, 1,0 m |
| **AL-6BSC4-01** | 4 x SC ⇔ 4 x SC, 62,5 / 125µm, 1,0 m |
| **AL-6BSC8-01** | 8 x SC ⇔ 8 x SC, 62,5 / 125µm, 1,0 m |
| **AL-6BSC12-01** | 12 x SC ⇔ 12 x SC, 62,5 / 125µm, 1,0 m |

## ST Fiber Optic Cable System with Feeding Assistance, In-/Outdoor Cable, Halogen-Free

- ST to ST connectors, combined in- and outdoor cable, halogen-free, I/A-D(ZN)H.
- Primary coated fibers with gel-filled central bundled cores, surrounded by a special foil and a fire-retardant protective sheathings, plus an extra Kevlar layer for strain relief.
- Tensile force 1000N, attenuation values for 50 and 62.5 µm at 1300nm: max. 1.0 dB/km.
- **All other standard connectors and lengths available, assembly of 2 to 96 connectors possible.**

| | |
|---|---|
| **AL-5IAST4-01** | 4 x ST ⇔ 4 x ST, 50 / 125µm, 1,0 m |
| **AL-5IAST8-01** | 8 x ST ⇔ 8 x ST, 50 / 125µm, 1,0 m |
| **AL-5IAST12-01** | 12 x ST ⇔ 12 x ST, 50 / 125µm, 1,0 m |
| **AL-6IAST4-01** | 4 x ST ⇔ 4 x ST, 62,5 / 125µm, 1,0 m |
| **AL-6IAST8-01** | 8 x ST ⇔ 8 x ST, 62,5 / 125µm, 1,0 m |
| **AL-6IAST12-01** | 12 x ST ⇔ 12 x ST, 62,5 / 125µm, 1,0 m |

## SC Fiber Optic Cable System with Feeding Assistance, In-/Outdoor Cable, Halogen-Free



- SC to SC connectors, combined in- and outdoor cable, halogen-free, I/A-D(ZN)H.
- Primary coated fibers with gel-filled central bundled cores, surrounded by a special foil and a fire-retardant protective sheathings, plus an extra Kevlar layer for strain relief.
- Tensile strenth 1000N, attenuation values for 50 and 62.5 µm at 1300nm: max. 1.0 dB/km.
- **All other standard connectors and lengths available, assembly of 2 to 96 connectors possible.**

| | |
|---|---|
| **AL-5IASC4-01** | 4 x SC ⇔ 4 x SC, 50 / 125µm, 1,0 m |
| **AL-5IASC8-01** | 8 x SC ⇔ 8 x SC, 50 / 125µm, 1,0 m |
| **AL-5IASC12-01** | 12 x SC ⇔ 12 x SC, 50 / 125µm, 1,0 m |
| **AL-6IASC4-01** | 4 x SC ⇔ 4 x SC, 62,5 / 125µm, 1,0 m |
| **AL-6IASC8-01** | 8 x SC ⇔ 8 x SC, 62,5 / 125µm, 1,0 m |
| **AL-6IASC12-01** | 12 x SC ⇔ 12 x SC, 62,5 / 125µm, 1,0 m |

## ST Fiber Optic Cable System with Feeding Assistance, Outdoor Cable, Rodent Protection

- ST to ST connectors, outdoor cable with non-metallic rodent protection, longitudinally waterproof, A-DQ(ZN)B2Y.
- Primary coated fibers in gel-filled central bundled cores, surrounded by a reinforced layer of glass elements with gel material for longitudinal waterproof and rodent protection, with PE protective sheathing.
- Tensile force 1000 / 1500N, attenuation values for 50 and 62.5 µm at 1300nm: max. 1.0 dB/km.
- **Standard with ST or SC connectors, all standard connectors and lengths available.**

| | |
|---|---|
| **AL-5ANST4-01** | 4 x ST ⇔ 4 x ST, 50 / 125µm, 1,0 m |
| **AL-5ANST8-01** | 8 x ST ⇔ 8 x ST, 50 / 125µm, 1,0 m |
| **AL-5ANST12-01** | 12 x ST ⇔ 12 x ST, 50 / 125µm, 1,0 m |
| **AL-6ANST4-01** | 4 x ST ⇔ 4 x ST, 62,5 / 125µm, 1,0 m |
| **AL-6ANST8-01** | 8 x ST ⇔ 8 x ST, 62,5 / 125µm, 1,0 m |
| **AL-6ANST12-01** | 12 x ST ⇔ 12 x ST, 62,5 / 125µm, 1,0 m |

## SC Fiber Optic Cable System with Feeding Assisstance, Outdoor Cable, Rodent Protection

- SC to SC connectors, outdoor cable with non-metallic rodent protection, longitudinally waterproof, A-DQ(ZN)B2Y.
- Primary coated fibers in gel-filled central bundled cores, surrounded by a reinforced layer of glass elements with gel material for longitudinal waterproof and rodent protection, with PE protective sheathing.
- Tensile force 1000 / 1500N, attenuation values for 50 and 62.5 µm at 1300nm: max. 1.0 dB/km.
- **Standard with ST or SC connectors, all standard connectors and lengths available.**

| | |
|---|---|
| **AL-5ANSC4-01** | 4 x SC ⇔ 4 x SC, 50 / 125µm, 1,0 m |
| **AL-5ANSC8-01** | 8 x SC ⇔ 8 x SC, 50 / 125µm, 1,0 m |
| **AL-5ANSC12-01** | 12 x SC ⇔ 12 x SC, 50 / 125µm, 1,0 m |
| **AL-6ANSC4-01** | 4 x SC ⇔ 4 x SC, 62,5 / 125µm, 1,0 m |
| **AL-6ANSC8-01** | 8 x SC ⇔ 8 x SC, 62,5 / 125µm, 1,0 m |
| **AL-6ANSC12-01** | 12 x SC ⇔ 12 x SC, 62,5 / 125µm, 1,0 m |

## 19" Fibre Optic Splice Boxes, Unequipped

- Housing of 1 mm sheet steel.
- Front panel of anodised aluminium, with lettering field.
- Delivery contents: 19" splice box with cover, front panel with lettering field, holder for splice cassette.

| | |
|---|---|
| **AL-19-12ST** | Fibre Optic Splice Box for 12 x ST, 1 HU |
| **AL-19-24ST** | Fibre Optic Splice Box for 24 x ST,1 HU |
| **AL-192-48ST** | Fibre Optic Splice Box for 48 x ST, 2 HU |
| **AL-19-12SCS** | Fibre Optic Splice Box for 12 x SC Simplex, 1 HU |
| **AL-19-24SCS** | Fibre Optic Splice Box for 24 x SC Simplex, 1 HU |
| **AL-19-6SCD** | Fibre Optic Splice Box for 6 x SC Duplex, 1 HU |
| **AL-192-12SCS** | Fibre Optic Splice Box for 12 x SC Duplex, 2HU |
| **AL-192-24SCS** | Fibre Optic Splice Box for 24 x SC Duplex, 2 HU |

## 19" Fibre Optic Splice Boxes, 1 HU, Unequipped, pull-out

- Carrier housing 1.5 mm sheet steel. Width 483 mm, depth 350 mm.
- Chassis plate of galvanised sheet steel with special edging, pull-out depth 260 mm 260 mm.
- Front panel 1.5 mm sheet steel, alu. colours, lettering field of anodised aluminium, PG panel 1 mm galvanised sheet steel.
- Following PG screw connections integrated: 2 x PG11, 2 x PG 13.5 and 2 x PG 16
- Delivery contents: 19" drawer splice box, front panel with lettering field, holder for splice cassette, installation materials.
- Upon request also for 16 x ST or for 16 x SC couplings, or with 2 and 3 U with up to 48 x SC duplex.

| | |
|---|---|
| **AL-19AZ-12ST** | Fibre Optic Splice Box for 12 x ST |
| **AL-19AZ-24ST** | Fibre Optic Splice Box for 24 x ST |
| **AL-19AZ-12SCS** | Fibre Optic Splice Box for 12 x SC Simplex |
| **AL-19AZ-24SCS** | Fibre Optic Splice Box for 24 x SC Simplex |
| **AL-19AZ-6SCD** | Fibre Optic Splice Box for 6 x SC Duplex |

### ST Connector
Multimode with kink protection.

| | |
|---|---|
| **ALWL-ST** | ST Connector, Multimode |

### SC Connector
Multimode with kink protection.

| | |
|---|---|
| **ALWL-SC** | SC Connector, Multimode, Simplex |
| **ALWL-SCD** | SC Connector, Multimode, Duplex |

### LC Connector
Multimode with kink protection.

| | |
|---|---|
| **ALWL-LC** | LC Connector, Multimode, Simplex |
| **ALWL-LCD** | LC Connector, Multimode, Duplex |

### ST to ST Couplers

| | |
|---|---|
| **ALWL-STK1** | Ceramic, Metal |
| **ALWL-STK2** | Phosphor Bronze, Metal |

### SC to SC Couplers

| | |
|---|---|
| **ALWL-SCK1S** | Phosphor Bronze, Plastic, Simplex |
| **ALWL-SCK1D** | Phosphor Bronze, Plastic, Duplex |
| **ALWL-SCK2S** | Ceramic, Metal, Simplex |
| **ALWL-SCK2D** | Ceramic, Metal, Duplex |

### ST to SC Couplers



| | |
|---|---|
| **ALWL-STSC1S** | Phosphor Bronze, Plastic, Simplex |
| **ALWL-STSC1D** | Phosphor Bronze, Plastic, Duplex |
| **ALWL-STSC2S** | Ceramic, Metal, Simplex |
| **ALWL-STSC2D** | Ceramic, Metal, Duplex |

### Splice Cassette
For up to 12 fibers, with accessories.

| | |
|---|---|
| **AL-SK1** | Splice Cassette for 12 Fibers |
| **AL-SK2** | Crimp Splice Comb for 12 Fibers |
| **AL-SK3** | Crimp Splice Protection for 1 Fiber |
| **AL-SK4** | Cover for Splice Cassette |

### Premium Splice Cassette
With strain relief and label for each pigtail, for up to 12 fibers, incl. accessory.



| | |
|---|---|
| **AL-SK11P** | Splice Cassette for 12 Fibers |
| **AL-SK22P** | Crimp Splice Comb for 12 Fibers |
| **AL-SK44P** | Cover for Splice Cassette |

### Fiber Optic Cable Stripper, 50µm
Optimal for patch and breakout cable.

| | |
|---|---|
| **AL-KS** | Fiber Optic Cable Stripper |

### Miller Stripper
For pigtail fiber or secondary coating,
suitable for single mode (9/125µm) and multimode (50 + 62.5/125µm).

| | |
|---|---|
| **AL-MS** | Miller Stripper |

### T&B Stripper
Secondary and primary coating in one step,
suitable for single mode (9/125µm) and multimode (50µm + 62.5/125µm).

| | |
|---|---|
| **AL-TB** | T&B Cable Stripper |

### Siemens Stripper, 62.5µm
For stripping down to the glass.

| | |
|---|---|
| **AL-SIE** | Siemens Stripper |

### Fiber Optic Crimping Tool
For crimping ST or SC connectors.



| | |
|---|---|
| **A-SK ST** | For ST Connectors, Sheath Ø 0.042 - 5.41 mm |
| **A-SK SC** | For SC Connectors, Sheath Ø 0.042 - 4.95 mm |

### Ceramic Cutter
Optimal for Kevlar, very long life time.

| | |
|---|---|
| **AL-KSCH** | Ceramic Cutter |

### Network Tool Kit
The tool kit consists of the following tools:
- Crimping tool for coax and fiber optic connectors with various inserts.
- Four different crimp inserts.
- ***A-SK 25*** = stripping tool for coaxial cable
- ***A-SK CC*** = cable cutter
- Screw driver for changing the crimp inserts, all together in a practical plastic case



| | |
|---|---|
| **A-SK KIT2** | Network Tool Kit, Arranged in Plastic Case |

### Tool Kit for Coax and Fiber Optic
The tool kit consists of the following tools:
- **A-SK 10**, crimping tool for Coax connectors, suitable for RG 6, 59, 62, 140, 210, Belden 8279, 55, 58, 141, 142, 223, 303, 400, Fiber Optic
- **A-SK 20**, Coax cable stripper with 3 knifes, for cable diameter from 3,5mm up to 7,4 mm
- **A-SK CC**, cable cutter for Coax cable, for cable diameter up to 10,5mm
- all articles together in a practical plastic case

| | |
|---|---|
| **A-SK KIT3** | Coax and Fiber Optic Tool Kit |










# ASSMANN

CABLES • CONNECTORS • HEATSINKS

## PLEASE ASK FOR OUR FULL LINE OF CATALOGS!

## CALL TOLL FREE:

## 1-877-277-6266

## http://www.usa-assmann.com

DIGITUS

... complete assortment of high quality computer peripherals

## www.digitusworld.com

MA-CABLE CAT 2003/EN