MOLEX P/N						CIRCUITS	DIMENSION			15	14	13	12	11	10	9	8	7	6	5	4	3	2	1
WHITE	BLACK	RED	BLUE	YELLOW	GREEN		DIM A	DIM B	DIM C															
48104-0210	48104-0211	48104-0212	48104-0213	48104-0214	48104-0215	2	7.50	2.50	5.50														K1	K1
48104-0310	48104-0311	48104-0312	48104-0313	48104-0314	48104-0315	3	10.00	5.00	8.00													K1	○	K1
48104-0410	48104-0411	48104-0412	48104-0413	48104-0414	48104-0415	4	12.50	7.50	10.50												K1	○	○	K1
48104-0510	48104-0511	48104-0512	48104-0513	48104-0514	48104-0515	5	15.00	10.00	13.00											K1	○	○	○	K1
48104-0610	48104-0611	48104-0612	48104-0613	48104-0614	48104-0615	6	17.50	12.50	15.50										K1	○	○	○	○	K1
48104-0710	48104-0711	48104-0712	48104-0713	48104-0714	48104-0715	7	20.00	15.00	18.00									K1	○	○	○	○	○	K1
48104-0810	48104-0811	48104-0812	48104-0813	48104-0814	48104-0815	8	22.50	17.50	20.50								K1	○	○	○	○	○	○	K1
48104-0910	48104-0911	48104-0912	48104-0913	48104-0914	48104-0915	9	25.00	20.00	23.00							K1	○	○	○	○	○	○	○	K1
48104-1010	48104-1011	48104-1012	48104-1013	48104-1014	48104-1015	10	27.50	22.50	25.50						K1	○	○	○	○	○	○	○	○	K1
48104-1110	48104-1111	48104-1112	48104-1113	48104-1114	48104-1115	11	30.00	25.00	28.00					K1	○	○	○	○	○	○	○	○	○	K1
48104-1210	48104-1211	48104-1212	48104-1213	48104-1214	48104-1215	12	32.50	27.50	30.50				K1	○	○	○	○	○	○	○	○	○	○	K1
48104-1310	48104-1311	48104-1312	48104-1313	48104-1314	48104-1315	13	35.00	30.00	33.00			K1	○	○	○	○	○	○	○	○	○	○	○	K1
48104-1410	48104-1411	48104-1412	48104-1413	48104-1414	48104-1415	14	37.50	32.50	35.50		K1	○	○	○	○	○	○	○	○	○	○	○	○	K1
48104-1510	48104-1511	48104-1512	48104-1513	48104-1514	48104-1515	15	40.00	35.00	38.00	K1	○	○	○	○	○	○	○	○	○	○	○	○	○	K1

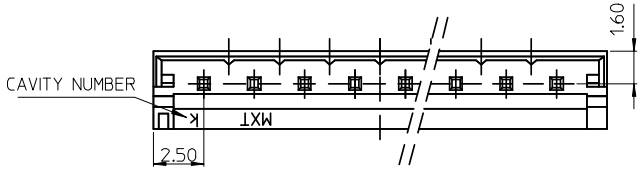

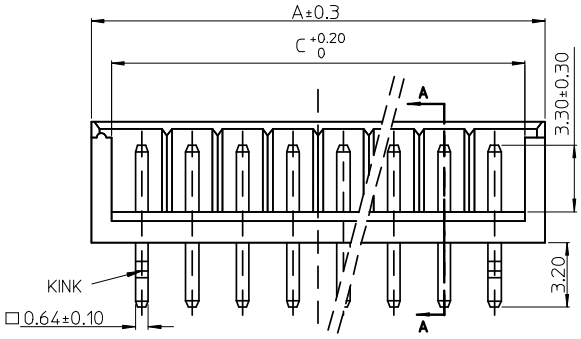

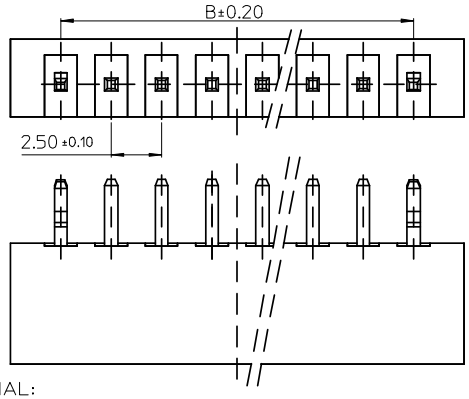

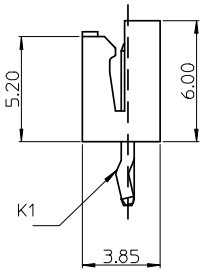

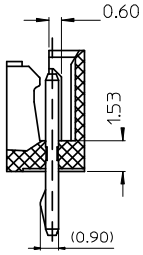

SECTION A-A

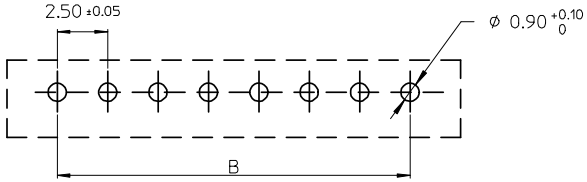

RECOMMENDED PCB LAYOUT
THICKNESS= 1.60±0.05

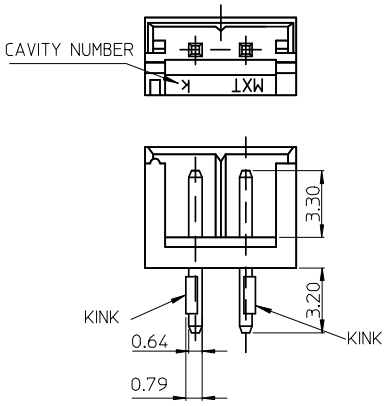

NOTES: 1. THIS IS DETAIL DRAWING FOR 2 PIN.
2. IT IS DISTINCT TO PUNCH KINK WITH OTHER PINS.

NOTE
1.MATERIAL:
HOUSING:NYLON66 ,UL94V-0
COLOR: SEE TABLE
CONTACT:BRASS
2.FINISH:
2 MICROMETER (Min.) Ni UNDERPLATE ALL OVER
2~3 MICROMETER TIN PLATING ALL OVER.
3.SPECIFICATION:
CURRENT RATING:250V:DC/AC,3A
DIELECTRIC WITHSTANDING STRENGTH:800V AC FOR1MIN
4.PACKAGE: REFER TO PK-48104-001.
5.PRODUCT SPEC: REFER TO PS-48104-001.
6.TEST SUMMARY: REFER TO TS-48104-001.
7.MATE WITH HOUSING 48103 SERIES
8.MATE WITH TERMINAL 48102 SERIES

SPEC CHANGE
EC NO: SH2006-0131 2005/09/13
DRWN:EKA001 2005/09/13
CHKD: 2005/09/14
APPR:WWSCHANG
DESCRIPTION
REV

QUALITY SYMBOLS
▼=0
▽C=0

GENERAL TOLERANCES (UNLESS SPECIFIED)

	mm	INCH
4 PLACES	± ---	± ---
3 PLACES	± ---	± ---
2 PLACES	± 0.25	± ---
1 PLACE	± 0.25	± ---
ANGULAR ± 3 °		

DRAFT WHERE APPLICABLE MUST REMAIN WITHIN DIMENSIONS

DIMENSION STYLE: MM ONLY
SCALE: 1:1
DESIGN UNITS: METRIC
THIRD ANGLE PROJECTION

DRAWN BY: LEO LI DATE: 2004/03/26
CHECKED BY: SAM SHIN DATE: 2004/03/26
APPROVED BY: WILSON DATE: 2004/03/26

TITLE: 2.5 MM PITCH WIRE TO BOARD HEAD ASSEMBLY (VERTICAL TYPE)

molex MOLEX INCORPORATED

MATERIAL NO.: SEE TABLE
DOCUMENT NO.: SD-48104-001
SHEET NO.: 1 OF 1
SIZE: A3

THIS DRAWING CONTAINS INFORMATION THAT IS PROPRIETARY TO MOLEX INCORPORATED AND SHOULD NOT BE USED WITHOUT WRITTEN PERMISSION

Mouser Electronics

Authorized Distributor

Click to View Pricing, Inventory, Delivery & Lifecycle Information:

Molex:
48104-0320