samtec

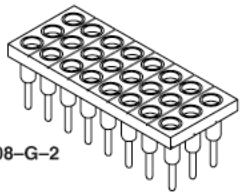

HLS–0308–G–2

CARRIER STRIPS HLS & HLT SERIES

Mates with:
TS-1, HTS, BBS, BBL, BHS, BBD, BDL, LBS, HLT, TSB

Lead sockets "float" and "self-center" when this low profile carrier is soldered. Ideal for most VP or IR processes.

SPECIFICATIONS

For complete specifications see www.samtec.com?HLS

Same as SL-1 except:
Insulator Material:
Black High Temperature Thermoplastic
Temperature Range:
-55°C to +140°C
Heat Deflection Temp:
215°C @ 264 psi

FILE NO. E111594

Note:
This Series is non-standard, non-returnable.

HLS – NO. ROWS – NO. PINS PER ROW – PLATING OPTION – LEAD STYLE – OPTION

Total Pins= No. Rows x No. Pins Per Row

–01 thru –20 (requires both digits)

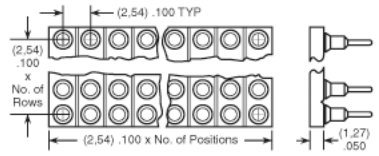

Total Pins = No. Rows x No. Pins Per Row

–01 thru –20 (requires both digits)

Low Insertion Force (LIF) Available

– G
= 30µ"(0,76µm) Gold Contact 10µ"(0,25µm) Gold Shell

–T
= 30µ"(0,76µm) Gold Contact, Tin Shell

–S
= 10µ"(0,25µm) Gold Contact, Tin Shell (Styles 2 & 22 only)

–TT
= Tin Contact and Shell (Styles 2, 10, 11, 12, 18, 22, 30, 31 & 32 only)

–L
= Locking Socket

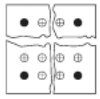

Requires **Style –2 or –22** and .035" ± .003" DIA board hole.

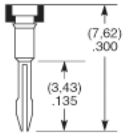

–2 or –18 = Standard Socket
For LIF specify –22 or –38

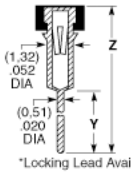

STYLE	Y	Z
–2* or –22*	(3,18) .125	(7,62) .300
–18 or –38	(4,57) .180	(8,89) .350

*Locking Lead Available. See Option.

Lead DIA Accepted = .015" to .022"
Insertion Depth = .095" to .150"
Style 2 Component Part No. = SC-1P1
Style 22 Component Part No. = EZ-1P1
Style 18 Component Part No. = SC-6P1
Style 38 Component Part No. = EZ-6P1

–3 = Body Only
For LIF specify –23

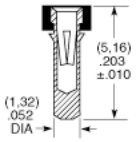

Lead DIA Accepted = .015" to .022"
Insertion Depth =.125" to .175"
Style 3 Component Part No. = SC-1S1
Style 23 Component Part No. =EZ-1S1

–10 = Low Profile Hollow Leg
For LIF specify –30

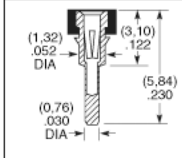

Lead DIA Accepted =.015" to .020"
Insertion Depth = .105" to .170"
Style 10 Component Part No. = SC-3P1
Style 30 Component Part No. = EZ-3P1

–11 = Low Profile Standard
For LIF specify –31

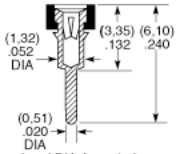

Lead DIA Accepted = .016" to .021"
Insertion Depth = .080" to .115"
Style 11 Component Part No. = SC-4P1
Style 31 Component Part No. = EZ-4P1

–12 = Micro Socket
For LIF specify –32

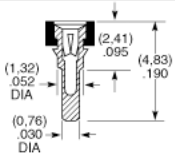

Lead DIA Accepted = .016" to .020"
Insertion Depth = .080" to .150"
Style 12 Component Part No. = SC-5P1
Style 32 Component Part No. = EZ-5P1

–14 or –15 = Short Tail

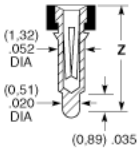

STYLE	Z
–14	(5,08) .200
–15	(4,24) .167

N/A Single Row

Lead DIA Accepted = .015" to .022"
Style 14 Insertion Depth= .125" to .150"
Style 14 Component Part No.=SC-1M1
Style 15 Insertion Depth= .080" to .110"
Style 15 Component Part No.=SC-1M2

Mates with:
SS-1, SD-1, HSS, SL, SDL, ESS, ESD, HLS

SPECIFICATIONS

For complete specifications see www.samtec.com?HLT

Same as HLS except:
Terminal Material:
Brass
Plating:
Au or Sn over 50µ"(1,27µm) Ni
Current Rating:
1A

FILE NO. E111594

Note:
This Series is non-standard, non-returnable.

HLT – NO. ROWS – NO. PINS PER ROW – PLATING OPTION – LEAD STYLE

–01 thru –20 (requires both digits)

01 thru 20 (requires both digits)

Total Pins = No. Rows x No. Pins Per Row

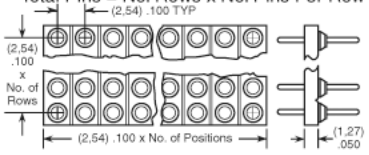

–G
= 20 µ" (0,51µm) Gold

–T
= Tin

–R

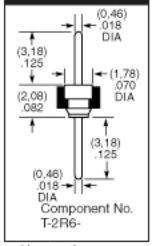

Component No. T-2R6-

–H

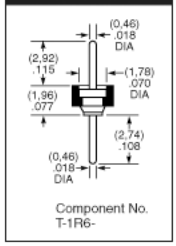

Component No. T-1R6-

–T = Short Tail

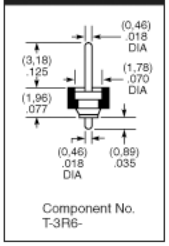

Component No. T-3R6-

Due to technical progress, all designs, specifications and components are subject to change without notice.