

## XLR - SEALED SERIES

NEW PRODUCT BULLETIN 604

**SWITCHCRAFT®**  
A H E I C O C O M P A N Y

Please visit [www.switchcraft.com](http://www.switchcraft.com) for the most up-to-date product specifications.

# XLR - SEALED SERIES

NEW PRODUCT BULLETIN 604



## FEATURES & BENEFITS

- Panel connector sealed to IP68  
NEMA 250 (6P) unmated
- Mated pairs sealed to IP66
- Cable, panel & cable to cable options
- Silver or Gold plated contacts
- RoHS Compliant

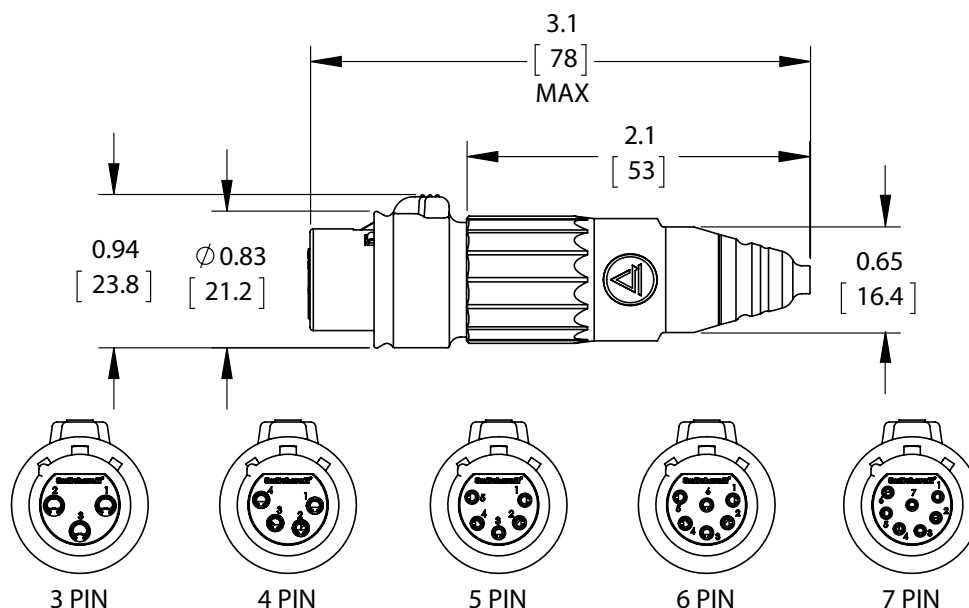
## APPLICATIONS

- Outdoor communications equipment
- Audio Applications
- Instrumentation
- Stage Lighting

# XLR - SEALED SERIES

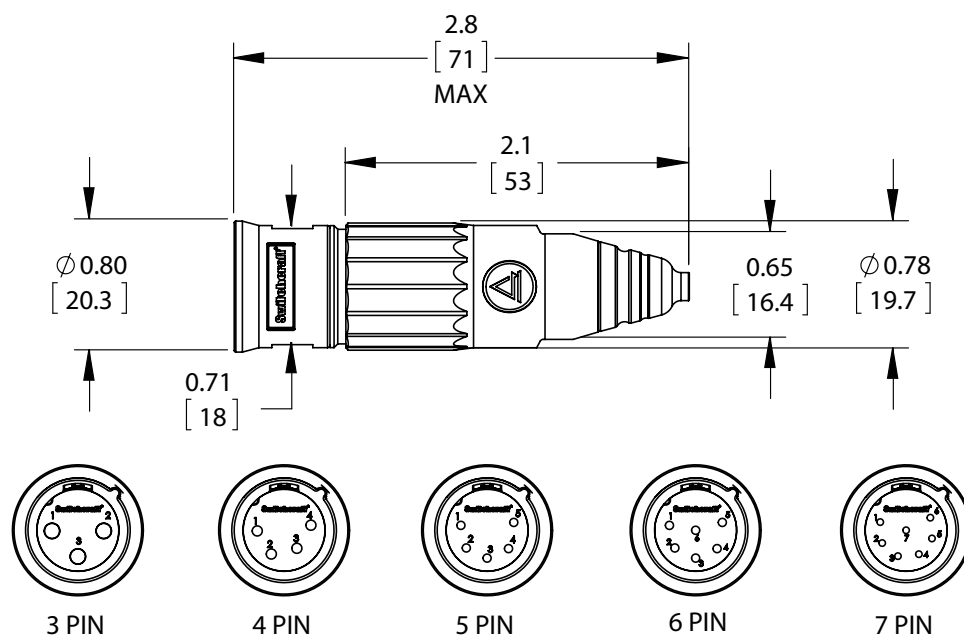
## NEW PRODUCT BULLETIN 604

### SEALED AAA SERIES XLR CORD CONNECTORS-FEMALE ONLY



CONTACTS AS VIEWED FACING CORD CONNECTORS

### SEALED AAA SERIES XLR IN-LINE CONNECTORS-MALE ONLY



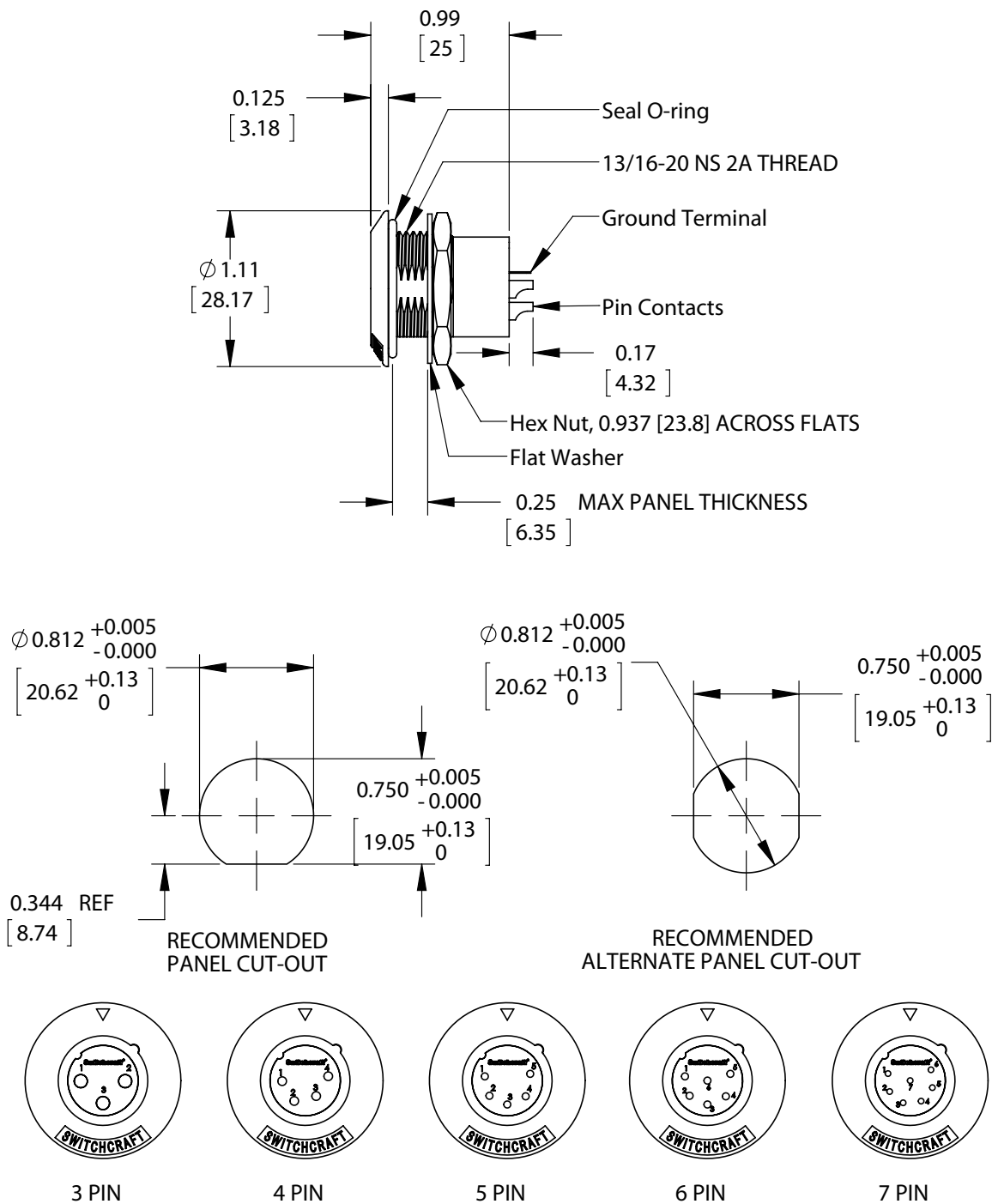
CONTACTS AS VIEWED FACING IN-LINE CONNECTORS

ALL DIMENSIONS ARE REFERENCE ONLY

# XLR - SEALED SERIES

## NEW PRODUCT BULLETIN 604

### SEALED AAA SERIES XLR PANEL-MOUNT CONNECTORS - MALE ONLY



CONTACTS AS VIEWED FACING PANEL-MOUNT CONNECTORS

ALL DIMENSIONS ARE REFERENCE ONLY

Please visit [www.switchcraft.com](http://www.switchcraft.com) for the most up-to-date product specifications.

# XLR - SEALED SERIES

## NEW PRODUCT BULLETIN 604

### SPECIFICATIONS

#### MECHANICAL SPECIFICATIONS

Life:	1000 minimum insertion / withdrawal cycles
Wire Sizes:	14-26 AWG
Operating Forces:	Insertion: 8lb. nominal, 10lb. maximum Withdrawal: 5lb. nominal, 7lb. maximum

#### ELECTRICAL SPECIFICATIONS

Voltage Rating:	500 VRMS
Current Rating:	15A with 14 AWG wiring 12A with 16 AWG wiring 10A with 18 AWG wiring 8A with 20 AWG wiring 6A with 22 AWG wiring 4A with 24 AWG wiring 3A with 26 AWG wiring
Insulation Resistance:	1000 MΩ minimum, initial
Contact Resistance:	50 mΩ maximum
Dielectric Withstanding Voltage:	1000 V (rms)
Capacitance:	≤3 pF between contacts ≤6 pF between contacts and shell

#### ENVIRONMENTAL SPECIFICATIONS

Operating Temperature Rating:	-40°C to +65°C (-40°F to +149°F)
Moisture Resistance:	Mil-Std 202G Method 106G
Insulation Resistance:	Mil-Std 202G Method 302 condition B
Thermal Shock:	Mil-Std 202G Method 107G
Salt Atmosphere (Corrosion):	Mil-Std 202G Method 101E condition B
Weathertight Ratings:	Panel, Cord & In-Line Connectors: IP66 when mated Panel-Mount Connectors: IP68, NEMA 250(6P) unmated

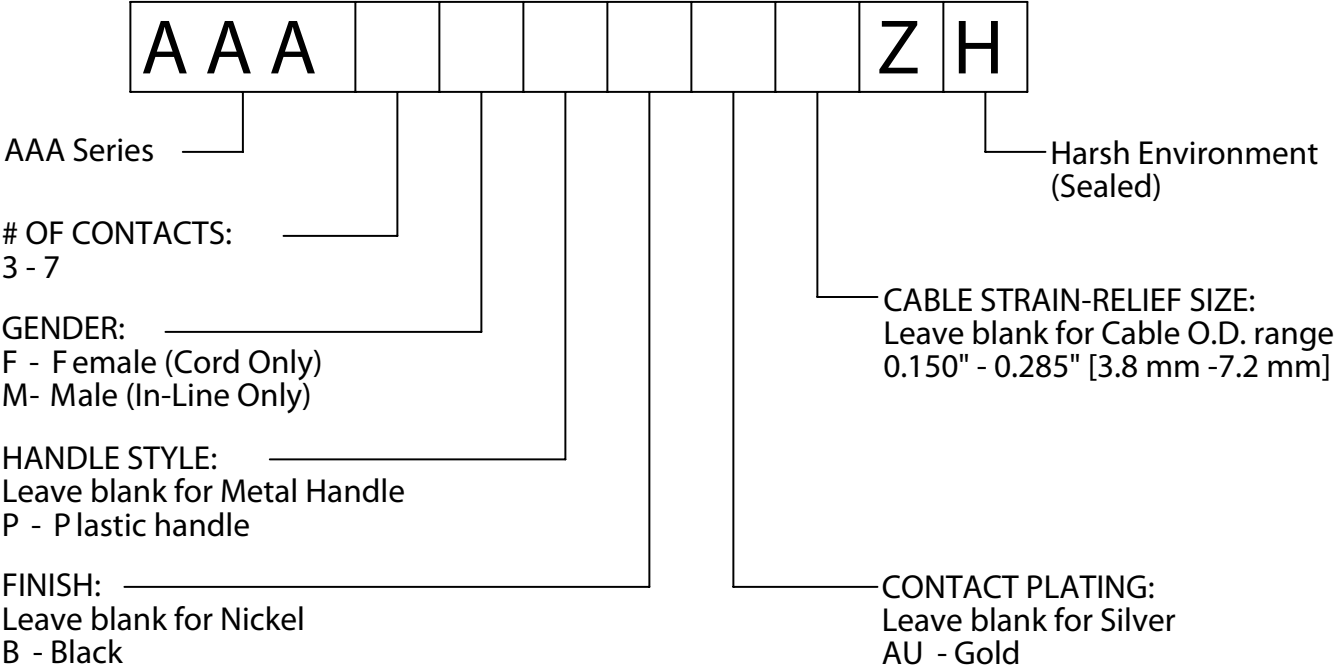
#### MATERIAL SPECIFICATIONS

Shell:	Die-cast Zinc Alloy, Nickel or Black finish
Insulator Insert:	Thermoplastic, Green
Contacts, Pins or Sockets:	Copper Alloy, Silver or Gold plated
Ground Spring Terminal:	Copper Alloy, Tin plated
Latch:	Die-cast Zinc Alloy, Nickel plated
Handle:	Die-cast Zinc Alloy, Nickel plated or Black Finish Black Thermoplastic option available
Cable Clamp:	Thermoplastic, Black
Seal Boot, Ring, Cable Strain Relief:	Elastomer

# XLR - SEALED SERIES

## NEW PRODUCT BULLETIN 604

### ORDERING CODE: CORD AND IN-LINE CONNECTORS



### ORDERING CODE: PANEL-MOUNT CONNECTORS

