

## SUMMARY

### # Wires

Low	10
High	0
Coax	0
Triax	0
Quad	0
Fiber	0
Fluidic	0



*Image is for illustrative purpose only*

### Download

[Request a quote](#)

[Catalog](#)

Series	2B
Termination type	Female solder
IP rating	50
Cable Ø	0.00 - 0.00 mm
Matching parts	FGG.2B.310.CLAD62Z
Status	active
Alternative part	

## TECHNICAL DETAILS

### Mechanics

Shell Style/Model	EG*: Fixed receptacle, nut fixing
Keying	1 key (alpha=0, plug: male contacts, receptacle: female contacts)
Housing Material	Brass (chrome plated) shell and collet nut, nickel plated brass latch sleeve and mid pieces
Cable Fixing	Ø 0 - 0 mm
Variant	

### Performance

Configuration	2B.310 : 10 Low Voltage
Insulator	L: PEEK (UL 94 / V-0/3.2, depends on material thickness)
Rated Current	8 Amps

### Specifications

Contact Type: Solder
Max. Matings: 5000
Contact Dia.: 0.9 mm (0.035in)

LEMO products and services are provided "as is". LEMO makes no warranties or representations with regard to LEMO product & services or use of them, express, implied or statutory, including for accuracy, completeness, or security. The user is fully responsible for his products and applications using LEMO components.

Bucket Dia.: 0.8 mm (0.031in)  
 Max. Solid Conductor: 0.34 mm<sup>2</sup> (AWG 22)  
 Max. Stranded Conductor: 0.34 mm<sup>2</sup> (AWG 22)  
 R (max): 4.8 mOhm  
 Vtest (contact-shell): 1300 V (AC), 1840 V (DC)  
 Vtest (contact-contact): 1450 V (AC), 2050 V (DC)

Others

Temp (min / max): -55° C / +250° C  
 Humidity (max): <=95% [at 60 deg C / 140 F]  
 Vibration: 15 g [10 Hz - 2000 Hz]  
 Shock Resistance: 100 g [ 6 ms]  
 Salt Spray Corrosion: >1000 hr  
 Climatical Category: 50/175/21  
 Shielding (min): 75 dB (10 MHz)  
 Shielding (min): 40 dB (1 GHz)  
 IP Rating: 50

DRAWINGS

Draws



Dimensions

	A	B	E	L	M	N	S1	S3	e
mm.	18	19.5	8.5	26.7	1.8	24.6	13.5	17	M15x1.0
in.	0,71	0,77	0,33	1,05	0,07	0,97	0,53	0,67	



















RECOMMENDED BY LEMO

LEMO products and services are provided “as is”. LEMO makes no warranties or representations with regard to LEMO product & services or use of them, express, implied or statutory, including for accuracy, completeness, or security. The user is fully responsible for his products and applications using LEMO components.

## Tools

None

## Cables

CMN.10.T22.068PGCE	PVC	GREY	
CMN.10.T22.068PGZE		Grey	
CMN.10.T22.068PNCE	PVC	Black	
CMN.10.T22.068PNZE			
CMN.10.T22.068QGC			
CMN.10.T22.068QGZE	TPR (medical)	Grey	
CMN.10.T28.052PGCE	PVC	GREY	
CMN.10.T28.052PGZE		Grey	
CMN.10.T28.052PNCE	PVC	Black	
CMN.10.T28.052PNZE			
CMN.10.T28.053QGZE	TPR (medical)	Grey	
110 220	PVC	Black	
110 240	PTFE	White	
110 260	PTFE	White	
110 280	PVC	Black	
210 140	PVC	Grey	
210 240	PVC	Black	
210 250	PVC	Grey	
210 260	PVC	Black	

LEMO products and services are provided "as is". LEMO makes no warranties or representations with regard to LEMO product & services or use of them, express, implied or statutory, including for accuracy, completeness, or security. The user is fully responsible for his products and applications using LEMO components.