Honeywell

LIMIT SWITCH

CATALOGUE LISTING
GLS

CHART NO.
MTG-GL-176

MTG-GL-176

REPLACES

DRAWING NUMBER A018-38

ISSUE 9

RELEASE NUMBER

REVISIONS

5	7/96
A018-262	
7	12/96
A018-293	
8	7/97
CO-000083	
9	CO/395
I WEIR 6/98	

FIG. 1

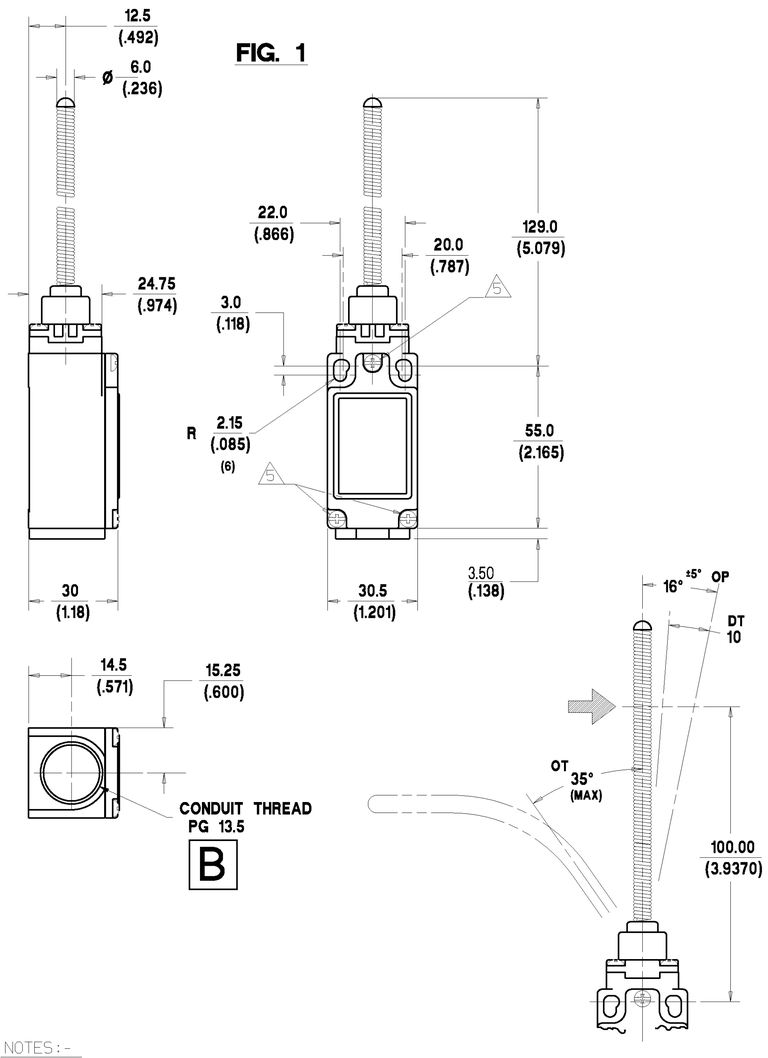

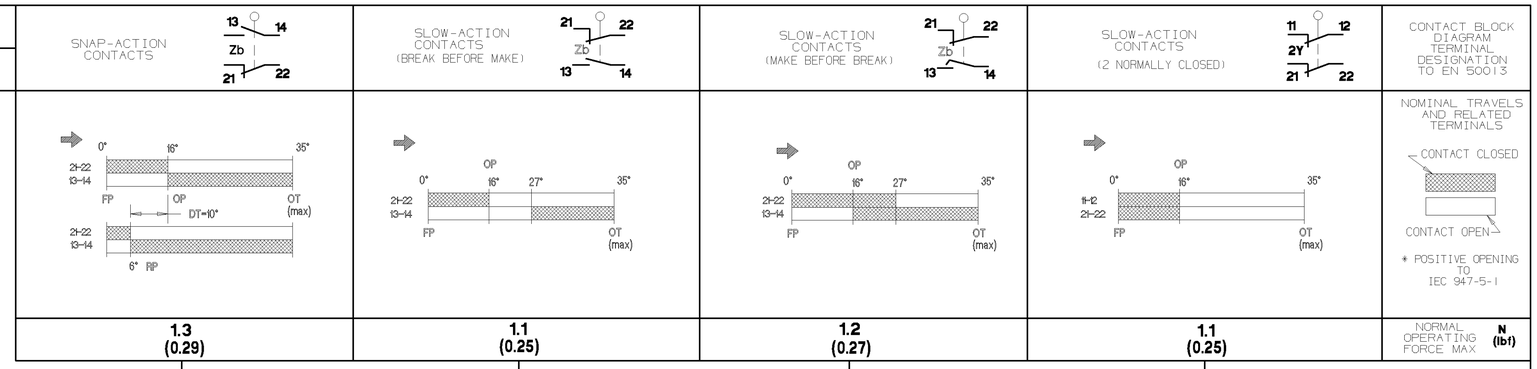

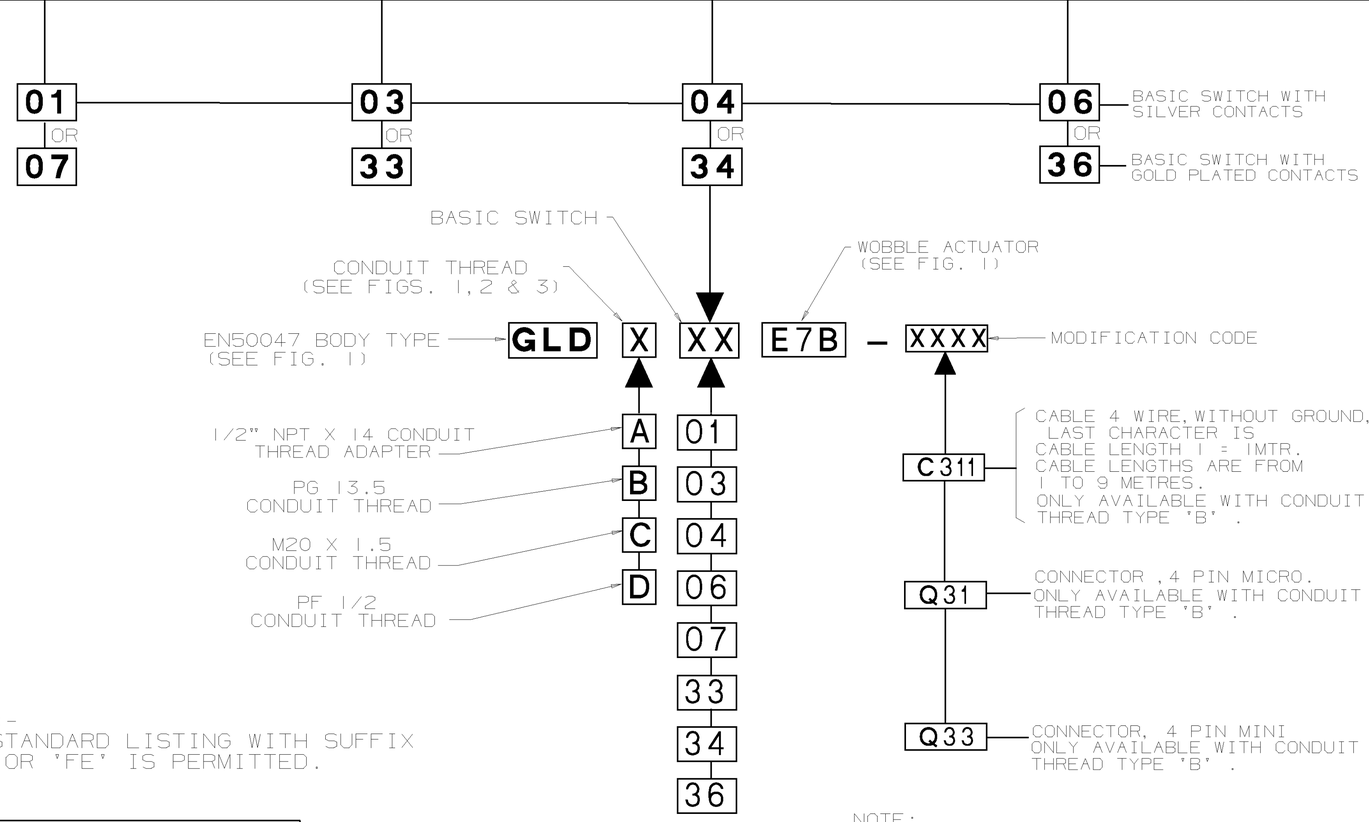

NOTE:-
ANY STANDARD LISTING WITH SUFFIX 'RS' OR 'FE' IS PERMITTED.

NOTE:
FOR CONNECTION DIAGRAMS AND ADDITIONAL ELECTRICAL, ENVIRONMENTAL & DIMENSIONAL INFORMATION SEE DRAWING GL-49212.

NOTES:-

1. MICRO SWITCH BLUE GLASS FILLED POLYESTER HOUSING & COVER. BLACK GLASS FILLED POLYAMIDE HEAD.
2. ENCLOSURE DOUBLE INSULATED TO IEC 539 CLASS II.
3. MINIMUM OPERATING VELOCITY (Vmin) = 0.26 rad/s
   MAXIMUM OPERATING VELOCITY (Vmax) = 25 rad/s
   MAXIMUM OPERATING FREQUENCY (Fmax) = 250 OPS/MIN
4. FREE POSITION (FP), OPERATING POINT (OP), OVERTRAVEL (OT) AND PRETRAVEL (PT) ALL TO EN50047.

5 MAXIMUM TIGHTENING TORQUE FOR FIXING SCREW = 0.5Nm (4.4in.LB)

NO CHANGES CAN BE MADE TO THIS DRAWING WITHOUT JOINT NEWHOUSE/FREEPORT APPROVAL

FIG. 2

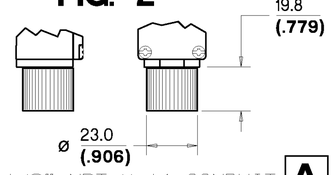

1/2" NPT X 14 CONDUIT THREAD ADAPTER **A**

FIG. 3

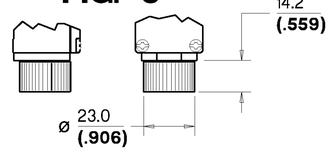

M20 X 1.5 & PF1/2 CONDUIT THREAD ADAPTERS **C** **D**

IEC 947-5-1 ELECTRICAL RATING

SILVER CONTACTS						GOLD PLATED CONTACTS
AC		AC (FOR 2NC)		DC		
A600 Ue	AC15 Ie	A500 Ue	AC15 Ie	Q300 Ue	DC13 Ie	I_{th} = 10A
VOLTS	AMPS	VOLTS	AMPS	VOLTS	AMPS	1V 10µA MIN.
120	6	120	6	125	0.55	50V 100mA MAX.
240	3	240	3	250	0.27	
380	1.9	380	1.9			
480	1.5	480	1.5			
500	1.4	500	1.4			
600	1.2					

ENVIRONMENTAL		APPROVALS
IP66 NEMA 1,4,12,13		UL, CSA
TEMP RANGE	: -25°C TO 85°C, -13°F TO 185°F	IEC 947-5-1
STORAGE	: -40°C TO 85°C, -40°F TO 185°F	EN50047
SHOCK	: 50G PER IEC 68-2-27	
VIBRATION	: 10G PER IEC 68-2-6	

DRAWN	M. LOCH	3/93
CHECK	I. WEIR	3/93
DESIGN	J. BOYD	3/93
AUTHOR'N	P. TRICKETT	3/93

THE COPYRIGHT OF THIS DRAWING IS THE PROPERTY OF HONEYWELL LTD. THE DRAWING IS SUPPLIED IN CONFIDENCE AND MUST NOT BE USED FOR ANY PURPOSE OTHER THAN THAT FOR WHICH IT IS SUPPLIED.

THIRD ANGLE PROJECTION | SCALE 1:1 | DIMENSIONS ARE IN MM/INCHES. | MODIFY ON CAD SYSTEM ONLY