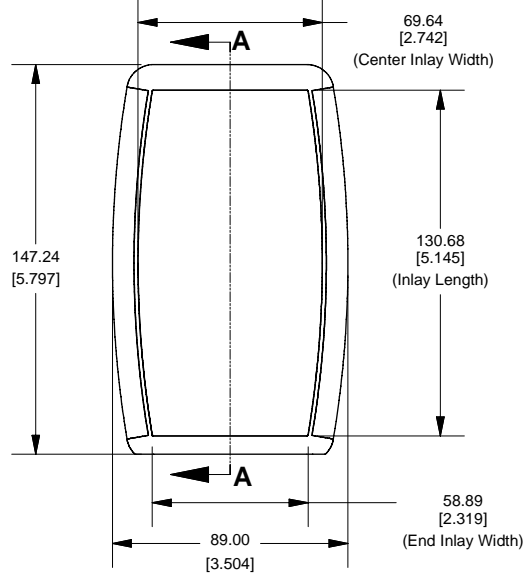
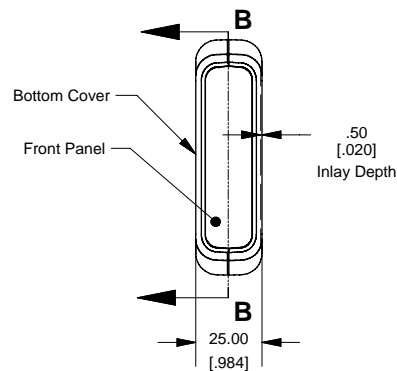


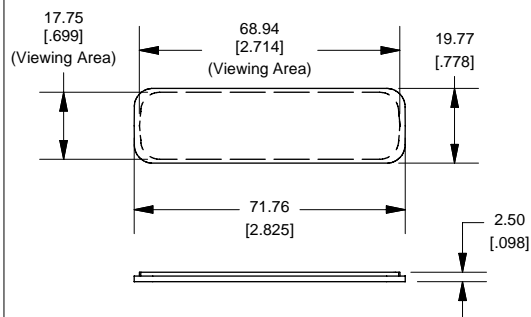
Top View of Assembly



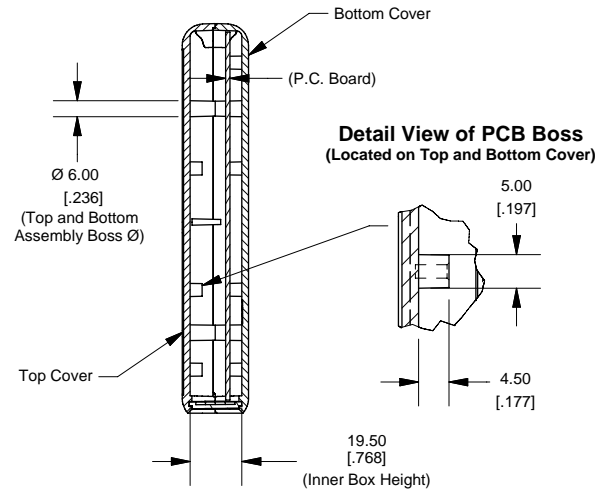
End View of Assembly



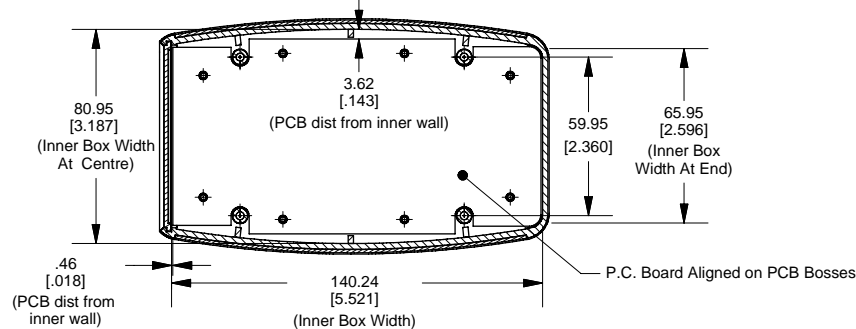
Front/Rear Panel (Dashed Line Indicates Viewing Area)



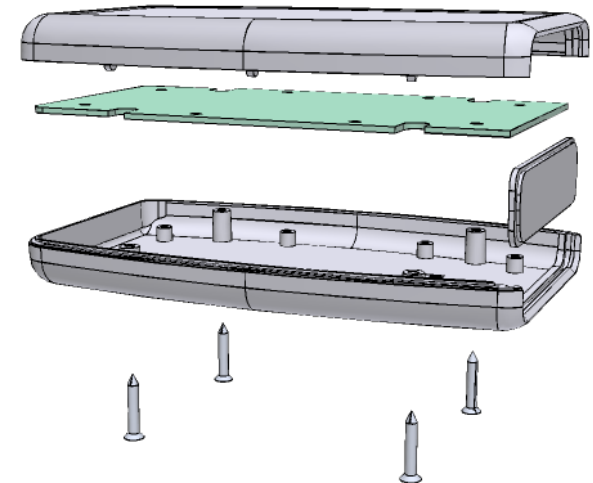
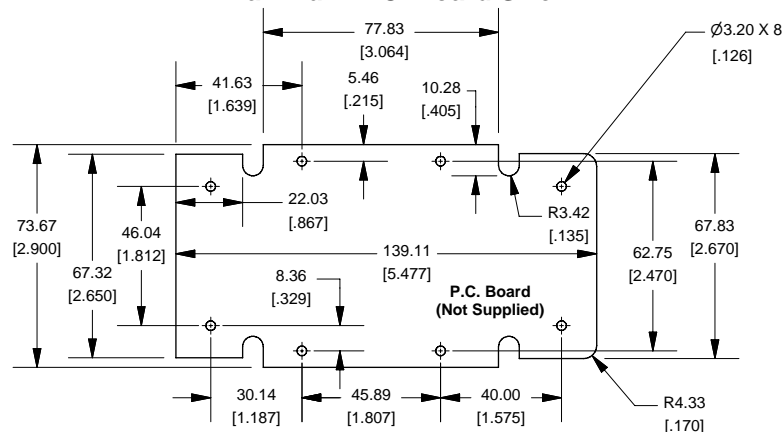
SECTION A-A (Side View Inside Assembly)



SECTION B-B (Inside of Bottom Cover)



Maximum P.C. Board Size



Enclosures can be Factory Modified (Milling, Drilling, Printing etc.)
Solid models of this enclosure available in STEP or IGES.
Contact Factory mjm@hammondmg.com

NOTE

Enclosure molded from GP ABS (UL94-HB) plastic.
Purchased assembly includes top and bottom cover, front plastic panel and 4 cover screws.

PART NUMBERS

1553D Enclosure	
Black Enclosure/Grey Over-mold	1553DBK
Grey Enclosure/Grey Over-mold	1553DGY
ACCESSORIES	
Cover Screws (Pkg 100)	1593MS100 (Silver)
#4 x 5/8" self-tapping oval head (15.9mm)	1593MS100BK (Black)
P.C. Board Screws	1593ATS50 (Pkg 50)
#4 x 1/4" self-tapping (6.4mm)	1593ATS100 (Pkg 100)
Belt or Pocket Clip	1599CLIP (Black)
	1599CLIPGY (Grey)

HAMMOND MANUFACTURING™
1553D
www.hammondmg.com

Mouser Electronics

Authorized Distributor

Click to View Pricing, Inventory, Delivery & Lifecycle Information:

Hammond:

[1553DGY](#) [1553DBKKBK](#) [1553DRDBK](#) [1553DTBUBK](#) [1553DYL BK](#) [1553DBK](#)