

High Voltage Ceramic Disc Capacitors (10 to 15 kVDC)

Series: **MDV Char. D/Y5T, 10 to 15 kVDC**



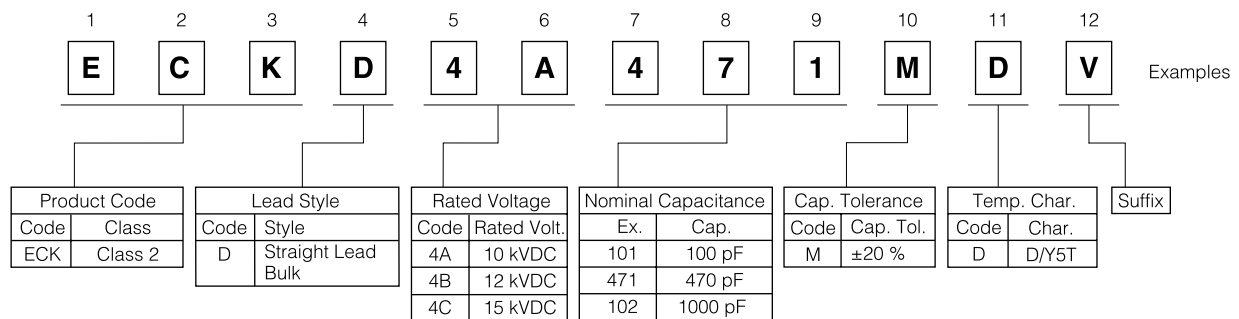
■ Features

- Improved in "Voltage vs. Temperature rise" through low loss ceramic materials applied.
- Voltage stable type dielectric materials applied for high voltage application
- Flame-retardant insulation coating applied

■ Recommended Applications

- High voltage power supply
- High voltage circuit of TV and CRT display such as FBT, Focus circuit
- Others High voltage circuit

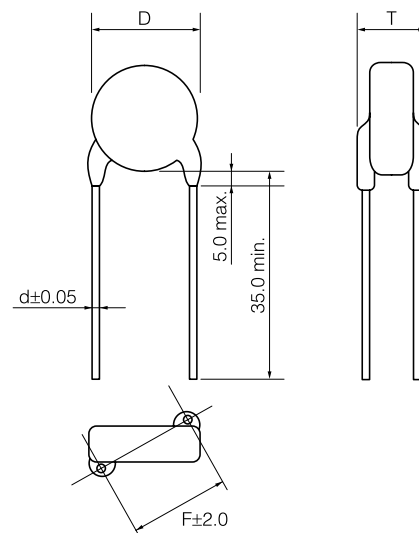
■ Explanation of Part Numbers



■ Specifications

Characteristics	Specifications
Operating Temperature Range	-25 to 85 °C
Rated Voltage	10 kVDC to 15 kVDC
Dielectric Withstanding Voltage	150 % of Rated Voltage for 1 to 5 seconds
Capacitance	Within specified tolerance, when measured at 1 kHz ± 20 %, 1 to 5 Vrms, and 20 °C
Dissipation Factor (tanδ)	tan δ ≤ 0.025 at 1 kHz ± 20 %, 1 to 5 Vrms, and 20 °C
Insulation Resistance	10000 M Ω min. at 500 VDC 1 minute electrification
Temperature Characteristics	max. Capacitance Change: +20, -30 %

■ Dimensions in mm (Not to scale)



■ Precautions for Handling

See Page 93 to 95

■ Packaging Informations

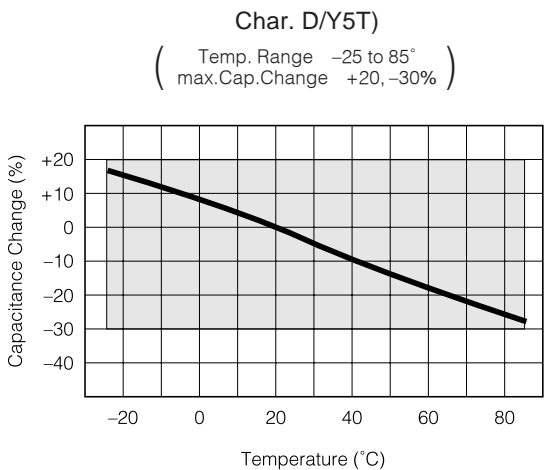
See Page 96 to 97

Rating and Characteristics

Rated Voltage	Capacitance in pF	Cap. Tol. (%)	Dimensions in mm				Part Number
			D max.	T max.	F	d	
10 kVDC	100	±20	8.0	8.0	10.0	0.65	ECKD4A101MDV
	150	±20	8.0	8.0	10.0	0.65	ECKD4A151MDV
	220	±20	8.5	8.0	10.0	0.65	ECKD4A221MDV
	330	±20	10.0	8.0	10.0	0.65	ECKD4A331MDV
	470	±20	11.5	8.0	10.0	0.65	ECKD4A471MDV
	680	±20	13.5	8.0	10.0	0.65	ECKD4A681MDV
	1000	±20	15.5	8.0	10.0	0.65	ECKD4A102MDV
12 kVDC	100	±20	8.0	9.0	10.0	0.65	ECKD4B101MDV
	150	±20	8.5	9.0	10.0	0.65	ECKD4B151MDV
	220	±20	9.5	9.0	10.0	0.65	ECKD4B221MDV
	330	±20	11.5	9.0	10.0	0.65	ECKD4B331MDV
	470	±20	13.0	9.0	10.0	0.65	ECKD4B471MDV
	680	±20	15.0	9.0	10.0	0.65	ECKD4B681MDV
	1000	±20	16.5	9.0	10.0	0.65	ECKD4B102MDV
15 kVDC	100	±20	8.0	10.0	10.0	0.65	ECKD4C101MDV
	150	±20	9.0	10.0	10.0	0.65	ECKD4C151MDV
	220	±20	10.0	10.0	10.0	0.65	ECKD4C221MDV
	330	±20	11.5	10.0	10.0	0.65	ECKD4C331MDV
	470	±20	13.5	10.0	10.0	0.65	ECKD4C471MDV
	680	±20	15.0	10.0	10.0	0.65	ECKD4C681MDV
	1000	±20	19.0	10.0	10.0	0.80	ECKD4C102MDV

*Capacitance Tolerance ±10 % is available by special order

Typical Temperature Characteristics



Typical Voltage Characteristics

