MF1121-1

FOR IF FILTER OF PCS HAND HELD

DESCRIPTION

This SAW filter for the IF filter circuit of PCS hand held

FEATURES

1. SMD package insures small size, lightweight.
2. Adjustment free.
3. Low insertion loss and high stop band attenuation.
4. Wide and sharp passband characteristics.
5. High stability and reliability.
6. Designed for reflow solderings.

APPLICATION

• PCS Handheld

ELECTRICAL PERFORMANCE

PRELIMINARY

Item	Frequency range	Min.	Typ.	Max.	Units
Center Fraquency (f_0)	336.00 MHz	– – –	– – –	– – –	– – –
Insertion Loss at f_0	336.00 MHz	4.5	5.5	7.0	dB
Pass Band Ripple	f_0 –50 kHz ~ f_0 +70 kHz	– – –	0.8	1.5	dBp-p
	f_0 –80 kHz ~ f_0 +100 kHz	– – –	1.0	3.0	
Group Delay Ripple	f_0 –80 kHz ~ f_0 +100 kHz	– – –	1.1	2.0	µSEC
Stop band Attenuation (relative to 0 dB)	f_0 –78.0 MHz ~ f_0 –3.0 MHz	50.0	65.0	– – –	dB
	f_0 –3.0 MHz ~ f_0 –0.8 MHz	45.0	60.0	– – –	
	f_0 –800 kHz ~ f_0 –600 kHz	40.0	54.0	– – –	
	f_0 –600 kHz ~ f_0 –400 kHz	25.0	60.0	– – –	
	f_0 +400 kHz ~ f_0 +600 kHz	25.0	38.0	– – –	
	f_0 +600 kHz ~ f_0 +800 kHz	40.0	50.0	– – –	
	f_0 +800 kHz ~ f_0 +3.0 MHz	45.0	55.0	– – –	
	f_0 +3.0 MHz ~ f_0 +20.0 MHz	40.0	50.0	– – –	
	f_0 +20 MHz ~ f_0 +78.0 MHz	50.0	58.0	– – –	
Package Size	4.8 × 9.1 × 2.0 mm				

Operating temperature range: –25 ~ +85°C

PACKAGE OUTLINE DIMENSIONS

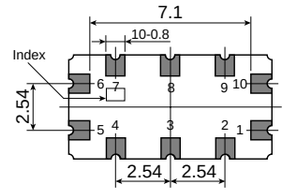

5 : IN
10 : OUT
3 : Coupling Coil
Other : GND

BOTTOM VIEW

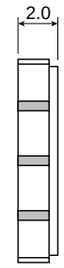

SIDE VIEW

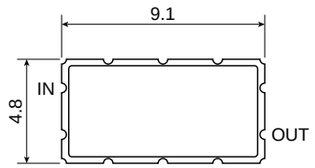

TOP VIEW

Unit : mm

Measurement Circuit

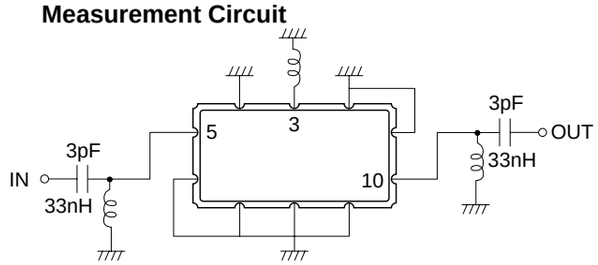

MF1121-1 TYPICAL CHARACTERISTICS

Insertion Loss vs. Frequency

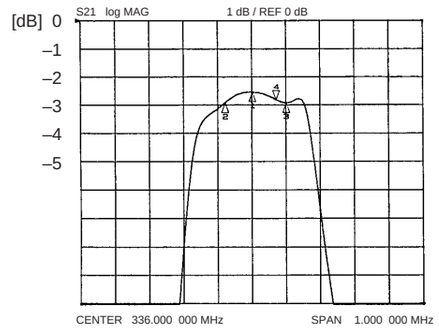

Group Delay

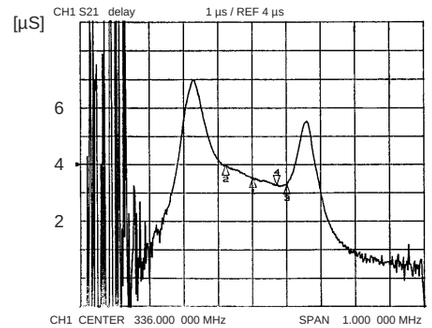

Attenuation vs. Frequency (5 MHz Span)

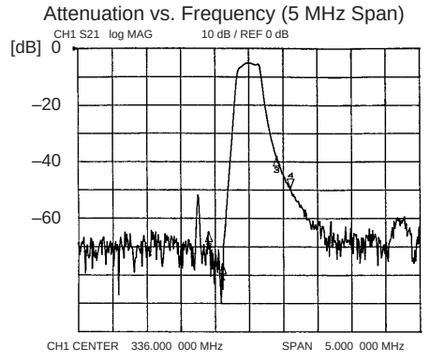
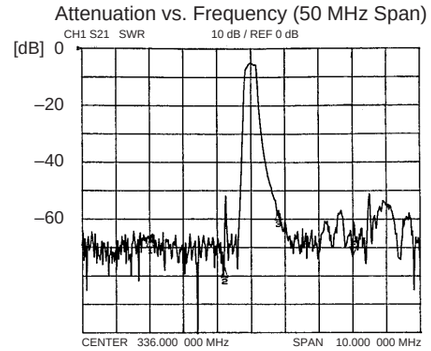
Attenuation vs. Frequency (50 MHz Span)