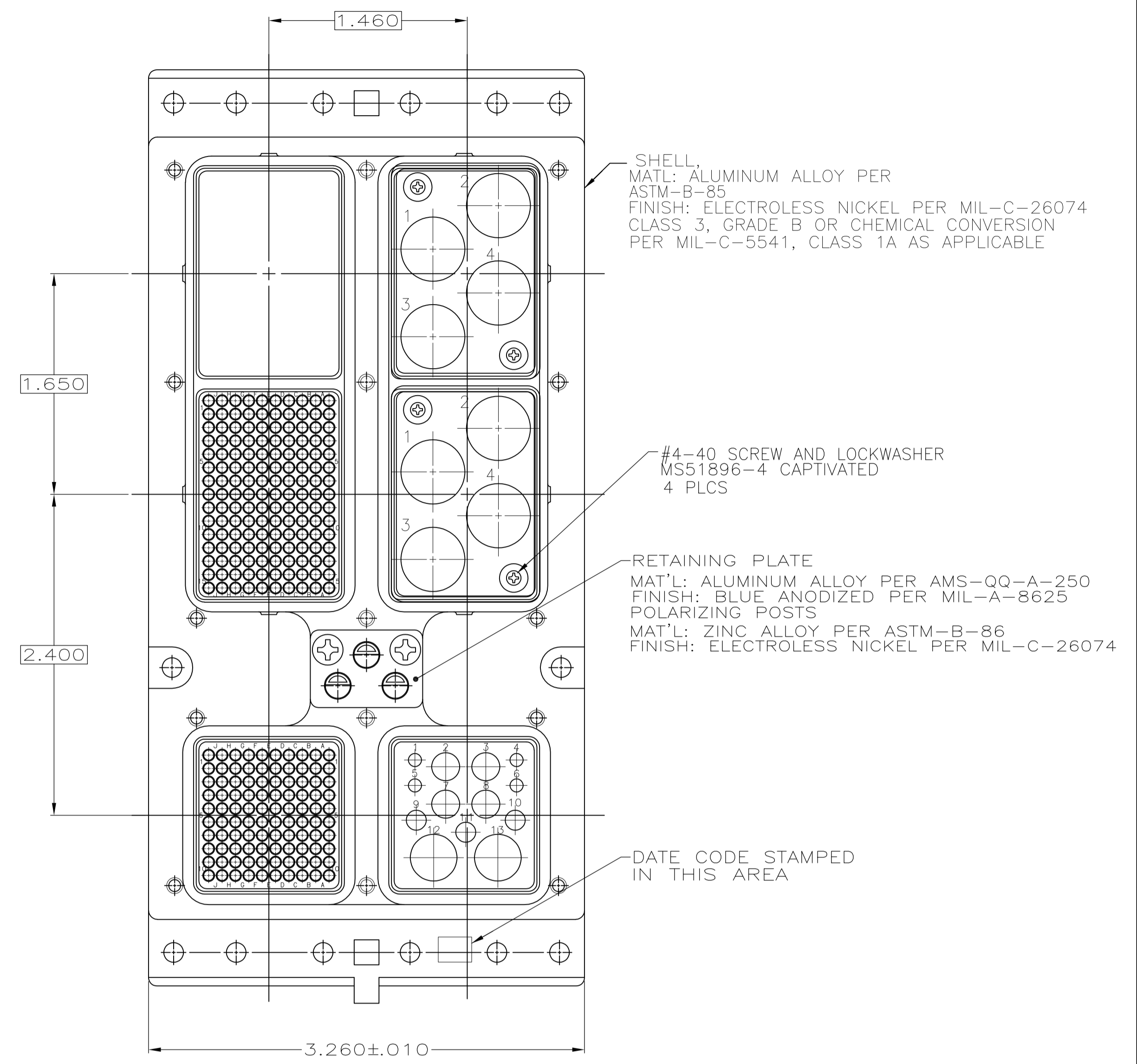
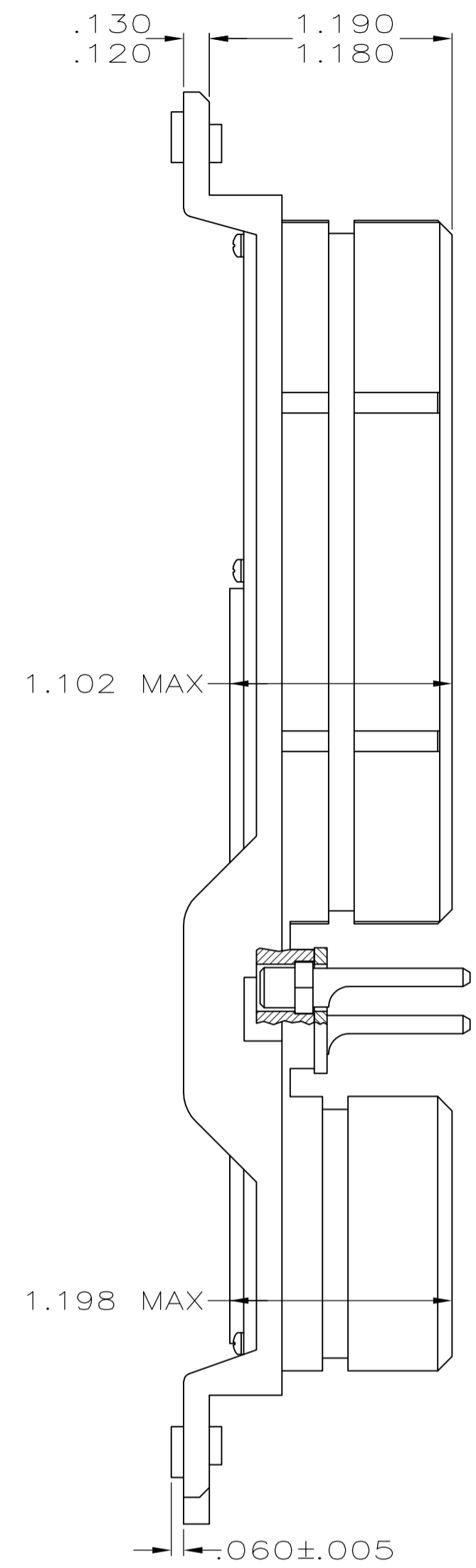
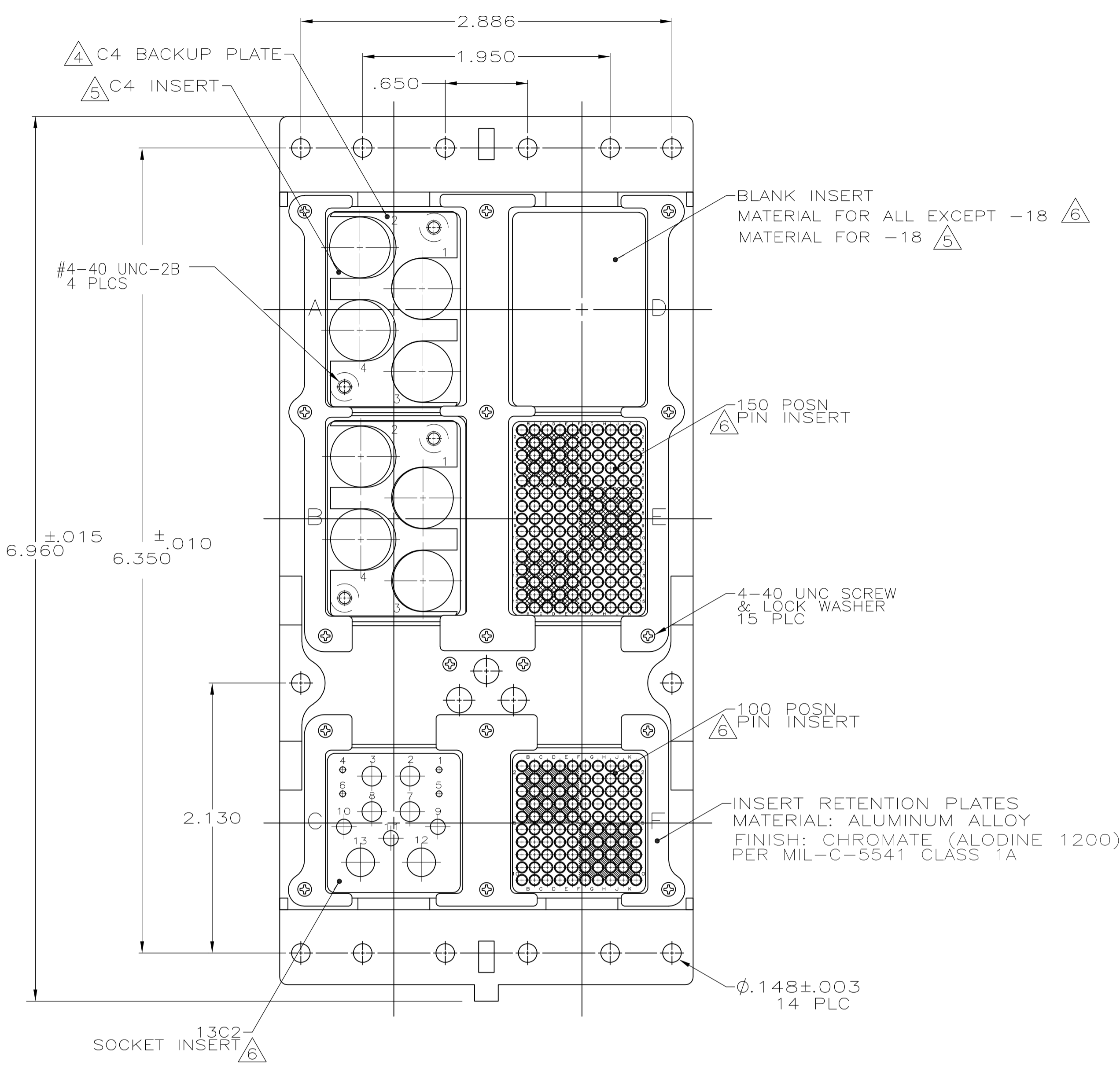
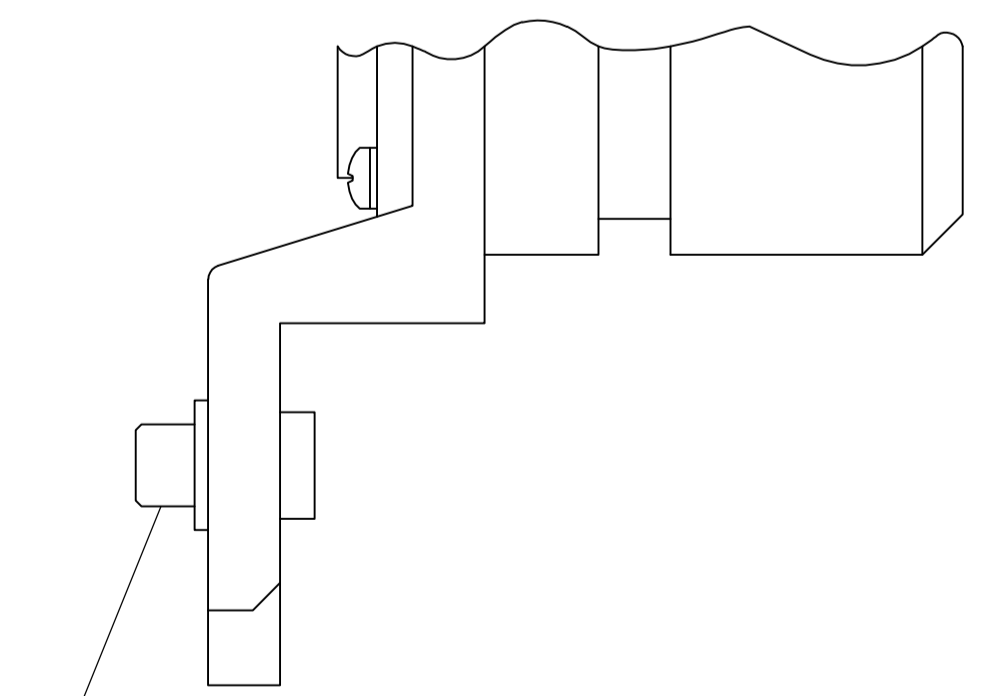


REVISONS		DATE	DN	APVD
LOC	DIST	DESCRIPTION		
Y	REV PER ECO-15-013421		14OCT15	KG EO



PRELIMINARY NOT RELEASED FOR PRODUCTION



- CONTACTS ARE INCLUDED IN A CONTAINER WITHIN THE CONNECTOR PACKAGE WHEN CONNECTOR IS ORDERED WITH CONTACTS.
- ALL CONTACT CAVITIES IN MODULES E & F TO BE LOCATED WITHIN .006 TRUE POSITION DIA. ALL CONTACT CAVITIES IN MODULES A, B & C TO BE LOCATED WITHIN .020 TRUE POSITION DIA.
- POLARIZING KEYS SHOWN IN POSITION 01 FOR ILLUSTRATION ONLY. CONNECTORS SHIPPED WITH KEYING PER ORDERING INSTRUCTIONS.
- C4 BACKUP PLATES & SCREWS ARE ASSEMBLED TO CONNECTOR.
- INSERT MATERIAL: MACHINED ALUMINUM INSERT FINISH: PER MIL-C-5541.
- INSERT MATERIAL: THERMOSET
- C4 BACKUP PLATES ALLOWED COAX TO ROTATE IN CONTACT CAVITY.

DESCRIPTION NO.	DESCRIPTION	PART NO.
NIC66K36C40CD0	KEYED 40, SEMI-ENVIRONMENTAL W/CONTACTS, W/CLINCH NUTS	1-445717-9
SPECIAL	W/ DUSTCOVERS, KEYED 40, NON ENVIRONMENTAL, W/ SIGNAL AND POWER CONTACTS INCLUDED W/COAX CONTACTS (2 SIZE 5 225791-2 & 8 SIZE 1 446549-5)	1-445717-8
NIC66K36C40CD1	KEYED 40, SEMI-ENVIRONMENTAL, W/O CONTACTS, W/CLINCH NUTS	1-445717-7
SPECIAL	W/ DUSTCOVERS, KEYED 40, NON ENVIRONMENTAL, W/O COAX CONTACTS W/OTHER CONTACTS.	1-445717-6
NIC66K36A40SC1	KEYED 40, NON-ENVIR, W/ CONTACTS, W/(8) 6-32 CLINCH NUTS	1-445717-5
-	PRELIMINARY PART NUMBER	1-445717-4
NIC66K36C01CD1	CUSTOMER RESTRICTED - SEE CUSTOMER DWG. 1-445717-3	1-445717-3
SPECIAL	KEYED 40, SEMI-ENVIR WITH CONTACTS, SPECIAL C4 PLATES	1-445717-2
NIC66K36C40CD1	CUSTOMER RESTRICTED - SEE CUSTOMER DWG. 1-445717-1	1-445717-1
SPECIAL	KEYED 40, NON ENVIR WITH CONTACTS, NO COAX	1-445717-0
SPECIAL	BACC66N01	445717-9
SPECIAL	KEYED 40, SEMI-ENVIR, WITH POWER CONTACTS, STD MTG	445717-8
SPECIAL	CUSTOMER RESTRICTED	445717-7
NIC66K36A40SC1	KEYED 40, NON-ENVIR, W/O CONTACTS, W/(10) 4-40 CLINCH NUTS	445717-6
NIC66K36A40CD1	KEYED 40, NON-ENVIR, W/O CONTACTS, W/(8) 6-32 CLINCH NUTS	445717-5
-	KEYED 40, NON-ENVIR, W/CONTACTS, W/O COAX, W/O CLINCH NUTS	445717-4
NIC66K36A40AA1	KEYED 40, NON ENVIRONMENTAL, W/O CONTACTS	445717-3
NIC66K36C40AA0	KEYED 40, SEMI-ENVIRONMENTAL, W/O COAX, W/CONTACTS	445717-2
NIC66K36C40AA1	KEYED 40, SEMI-ENVIRONMENTAL, W/O CONTACTS	445717-1

THIS DRAWING IS A CONTROLLED DOCUMENT.

DIMENSIONS: INCHES	TOLERANCES UNLESS OTHERWISE SPECIFIED:	DIN C.C.THOMAS 4-1-05	APVD K.HOGAN 4-1-05	NAME K.HOGAN 4-1-05
0 PLC ± .005	1 PLC ± .005	2 PLC ± .005	3 PLC ± .005	4 PLC ± .005
ANGLES ± .005	FINISH SEE CALLOUTS	WEIGHT	SIZE A1	CAGE CODE 00779
MATERIAL SEE CALLOUTS	FINISH SEE CALLOUTS	WEIGHT	SIZE A1	CAGE CODE 00779

STE TE Connectivity
CONNECTOR ASSEMBLY, REAR RELEASE TCAS PLUG
SCALE 1:1 SHEET 1 OF 1 REV Y